




MODUTECH[®]

Movement Technologies



Modular Belt Product Catalog



BELTSERVICE
CORPORATION

Modutech Official Partner
for USA and Canada

beltservice.com



MODUTECH[®]

Movement Technologies


Not all products, materials, colors, accessories (flights, sideguards, etc.) or sprockets (sizes/bores) are guaranteed to be in stock and may have extended lead times.

Please check with Beltservice Corporation Inside Sales for local availability.



MP80 C
Micropitch Belt Series

16-17




MP80 FG
Micropitch Belt Series

18-19




MP80 NS
Micropitch Belt Series

20-21




MP80 NP
Micropitch Belt Series

22-23



EC127 C

30-31




EC127 FG

32-33




EC127 GT

34-35




MD127 GAP50%

42-43




HC127 C

48-49




SM127 C

54-55



SM127 FG

56-57



SM127 CRV

58-59



XP254 CR
Corrugated & Logistic
Belt Series

64-65




XP254 FLT-CR
Corrugated & Logistic
Belt Series

66-67



XP254 C

70-71




XP254 PR22%

72-73



XP254 FG

74-75



NEW PRODUCT

XP254 GT

76-77



NEW PRODUCT

XP254 BT

78-79



EC254 C

86-87



NEW PRODUCT


EC254 GT

88-89



EC254 PR16%

90-91



EC254 NT

92-93



NEW PRODUCT

HD254 C

100-101



MD254 FG


106-107



NEW PRODUCT

MD254 FG-RT

108-109



MD254 C


110-111



NEW PRODUCT


MD254 C-RT

112-113



MD254 GT

114-115



MD254 RR

116-117



MD254 GAP48%

118-119



NEW PRODUCT

MD254 GAP48%-EHT

120-121



HC508 C-MTW

130-131



EC508 C

134-135



EC508 C-RT

136-137



EC508 GT

138-139




EC508 PR22%

140-141



EC508 FG

142-143



EC508 FG-NT

144-145



EC508 PR11%

146-147




EC508 PR13%

148-149



EC508 DT

150-151



EC508 NT

152-153



MD508 C

160-161



MD508 C-RT

162-163



MD508 FG

164-165



MD508 FG-RT

166-167



MD508 PR25%

168-169



MD508 NS

170-171



HP508 RR

178-179




HP508 FG
Battery Belt

180-181




HP508 C

182-183



EC254 R
Radius Belt 2,1

190-191



EC254 R-GT
Radius Belt 2,1 with
friction surface

192-193



EC254T R
Tight Radius Belt 1,4

198-199



EC381 R
Radius Belt

206-207



EC508T R
Tight Radius Belt 1,5

214-215

**Engineering
Guide**

224-240

**Declarations &
Certificates**

241-242



Faster, Better, Stronger.

As Modutech, one of the leading company in the plastic modular belt industry, we continue to grow rapidly. Operating in 2 factories with a combined 15.000m² of closed production area, we offer exceptional service and just-on-time delivery privileges to our valued customers. To ensure your satisfaction, we always focus on providing excellent products and service quality.

Our experienced team operates 24/7 in three shifts just to meet your demands and urgent requests. With the new Modutech facility we have doubled our production and stock capacity while maintaining the same product quality. We are expanding our product range day by day according to worldwide quality standards.

We proudly reach the globe with our products. Fuelled by our flexibility, quality, and comprehensive pre-sales and after-sales services, we establish long-term partnerships with our distributors, original equipment manufacturers, and industrial companies. Exporting to over 75 countries through more than 50 distributorships spanning 6 continents.

Today we carry your business into the future, just as we did yesterday.



Flexibility for various applications

Modular Belts are more durable, flexible and efficient than traditional conveyor belts because of their material and functional solutions.

Modutech Modular Belts are constructed of plastic modules. They are secured with full-length hinge rods and driven through plastic sprockets which allows customization with a variety of flights, side guards and accessories. In addition, with the advantages of resilience in difficult environments (sterilization, low maintenance) and easy installation; modular belts offer high performance even in various applications.

Here are our applications for various industries:

- fruit and vegetable applications
- meat, poultry and seafood applications
- bakery and pasta applications
- beverage applications
- can applications
- corrugated applications

Modutech Modular Belts ensures quality

We rely on standardisation by producing plastic modular belts from design to plastic moulding and assembling at acceptable standards. With the high quality materials combined with ultimate engineering offers us specialization in the production of plastic modular belts. We ensure this quality through complying with FDA and EU regulations. These regulations provides precise manufacturing process and high performance conveyor belts.

High Quality Materials

Best material ensures superior product quality and performance. Because of the material quality, change in temperatures can be easily handled through operations. We offer you standard materials like PP, PE, POM (acetal) and special materials such as detectable, antistatic, flame retardant, extra high temperature, hot water resistant, reinforced and low friction.





Various Industries Need Special Solutions



We offer combinable designs, materials and accessories for specific industries. Because, different working environments require specific solutions. Hygiene in case of bacteria retention is the key for food industry. Cleanliness standards are ensured through FDA and EU regulations. During manufacturing process, easy to clean and low maintenance helps you to keep these standards.



MODUTECH



Customer satisfaction based on qualified manufacturing





MP80

Micro Pitch Modular Belt Series

MP80 C

MP80 FG


MP80 NS / Non-Slip


MP80 NP / Negative Pyramide

Sprockets

Engineering Information







MP80 C

Micro Pitch Modular Belt Series

- **Bakery Applications**

Row Dough Handling, Divider, Proofer Lines, Laminating Lines

- **Meat Applications**

Transfer - Crossover Conveyance and Metal Detectors

- **Seafood Applications**

Grading Lines and Weighing Lines

- **Fruits and Vegetables Applications**

Control and Sorting Tables

- **Snack Food Applications**

Cooling Lines

- **Beverage Applications**


Box Transfer

MP80 C



MODUTECH

Pitch:	8 mm / 0.315 inch
Belt Surface:	Close, Smooth Surface
Minimum Width:	101,6 mm / 4 inch
Open Area (%):	0%
Flight:	No
Sidewall:	No
Pin:	Ø3 mm / 0.118 inch
Approved:	FDA and EU
Color:	Blue
Cleanability:	Good
Min. Nosebar Diameter:	6 mm / 0.236 inch

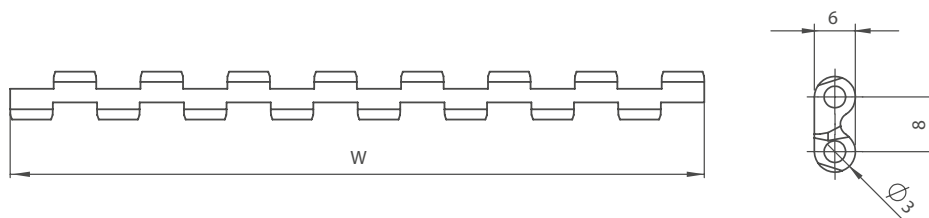


MP80 C Technical Information

Belt Material		POM	POM
Pin Material		PA	POM
Belt Strength	N/m lb/ft	2750 - 188	2750 - 188
Temperature	°C °F	-40 / +93 -40 / +200	-40 / +93 -40 / +200
Belt Weight	kg/m ² lb/sqft ²	5.4 / 1.11	5.4 / 1.11

Diameter of idling rollers (min.)		Diameter of support rollers (min.)		Diameter for gravity take up center drive rollers (min.)		Backbending radius for elevators without side guards or hold down devices (min.)		Backbending radius for elevators with side guards or hold down devices (min.)	
mm	inch	mm	inch	mm	inch	mm	inch	mm	inch
6	0.24	50	2	50	2	-	-	-	-

Belth Width mm	101,6	203,2	304,2	406,4	508,0	609,6	711,2	812,8	914,4	1016,0	1117,6	1219,2	1320,8	1422,4	1524,0	1625,6	1727,2
Belth Width inch	4.00	8.00	12.00	16.00	20.00	24.00	28.00	32.00	36.00	40.00	44.00	48.00	52.00	56.00	60.00	64.00	68.00
Belth Width mm	1828,8	1930,4	2032,0	2133,6													
Belth Width inch	72.00	76.00	80.00	84.00													

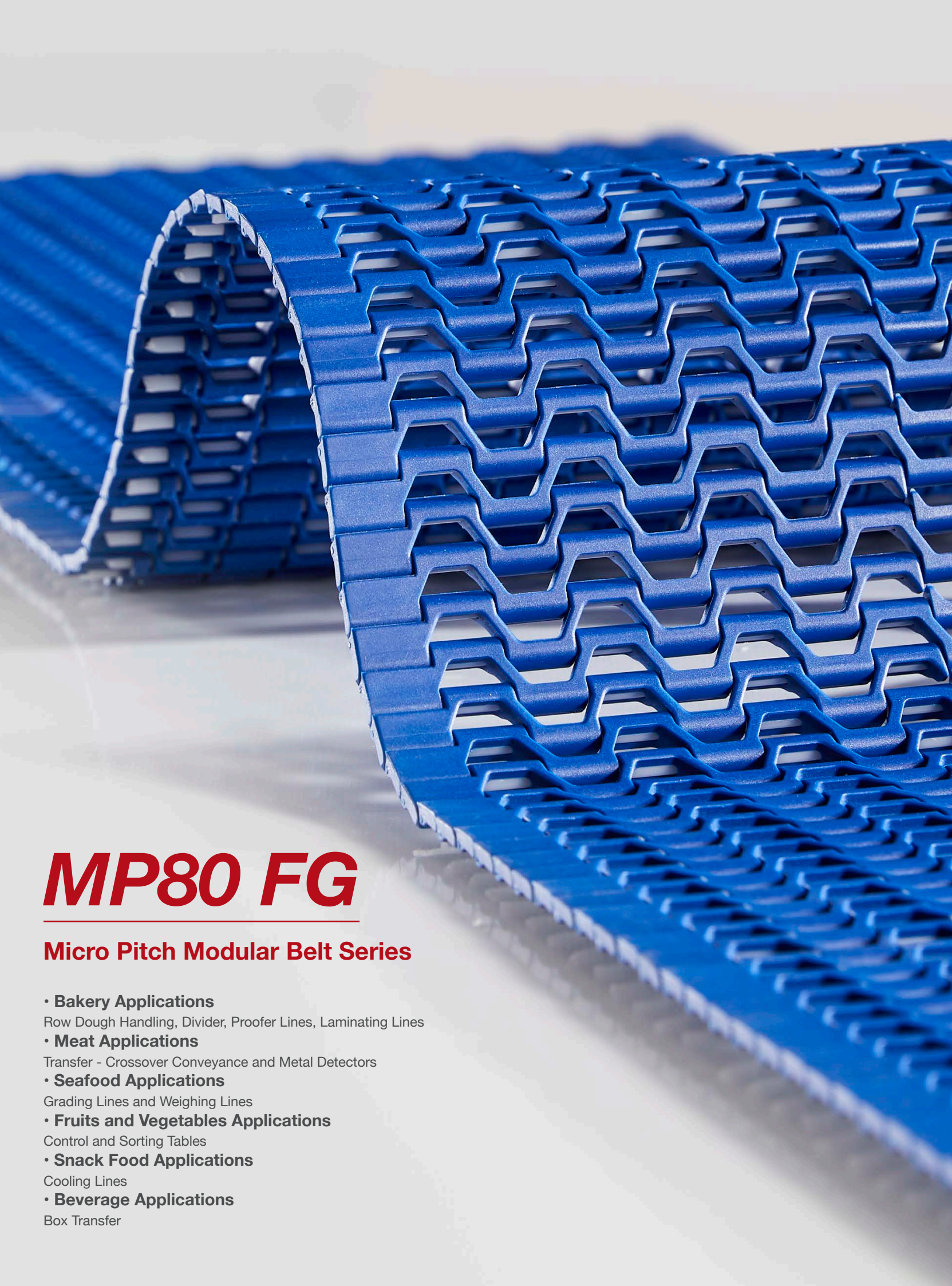


Product Features and Functional Benefits

- Micro pitch series with small transfer gaps for tight transfer.
- Belt and sprocket design ensures superior load transmission and belt pull capacity.
- Headless pin making it very easy to install and remove the belt for maintenance.
- Designed to run over nosebars/knife edges or rollers.

Important Notes

- **Standard belt increments 101,6 mm.**
- **Non-standard belt increments 25,4 mm.**
- Please contact with customer service for precise belt measurements.
- Physical belt widths are generally 0.1% to 0.3% smaller.
- For POM material up to 750 mm (30") -2 mm to 1 mm and -0.35% to 0% for wider belts.



MP80 FG

Micro Pitch Modular Belt Series

- **Bakery Applications**

Row Dough Handling, Divider, Proofer Lines, Laminating Lines

- **Meat Applications**

Transfer - Crossover Conveyance and Metal Detectors

- **Seafood Applications**

Grading Lines and Weighing Lines

- **Fruits and Vegetables Applications**

Control and Sorting Tables

- **Snack Food Applications**

Cooling Lines

- **Beverage Applications**


Box Transfer

MP80 FG



MODUTECH

Pitch:	8 mm / 0.315 inch
Belt Surface:	Open, Smooth Surface
Minimum Width:	101,6 mm / 4 inch
Open Area (%):	34%. (Biggest opening 6,5 x 13 mm)
Flight:	No
Sidewall:	No
Pin:	Ø3 mm / 0.118 inch
Approved:	FDA and EU
Color:	Blue
Cleanability:	Good
Min. Nosebar Diameter:	6 mm / 0.236 inch

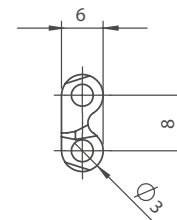
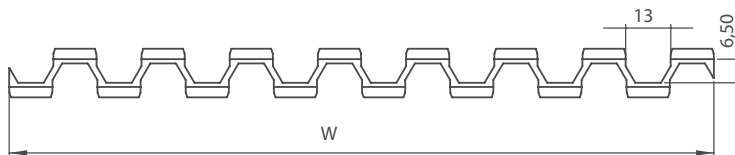


MP80 FG Technical Information

Belt Material		POM	POM
Pin Material		PA	POM
Belt Strength	N/m lb/ft	2650 - 181	2650 - 181
Temperature	°C °F	-40 / +93 -40 / +200	-40 / +93 -40 / +200
Belt Weight	kg/m ² lb/sqft ²	4.4 / 0.9	4.4 / 0.9

Diameter of idling rollers (min.)		Diameter of support rollers (min.)		Diameter for gravity take up center drive rollers (min.)		Backbending radius for elevators without side guards or hold down devices (min.)		Backbending radius for elevators with side guards or hold down devices (min.)	
mm	inch	mm	inch	mm	inch	mm	inch	mm	inch
6	0.24	50	2	50	2	-	-	-	-

Belth Width mm	101,6	203,2	304,2	406,4	508,0	609,6	711,2	812,8	914,4	1016,0	1117,6	1219,2	1320,8	1422,4	1524,0	1625,6	1727,2
Belth Width inch	4.00	8.00	12.00	16.00	20.00	24.00	28.00	32.00	36.00	40.00	44.00	48.00	52.00	56.00	60.00	64.00	68.00
Belth Width mm	1828,8	1930,4	2032,0	2133,6													
Belth Width inch	72.00	76.00	80.00	84.00													



Product Features and Functional Benefits

- Micro pitch series with small transfer gaps for tight transfer.
- Designed to run over nosebars/knife edges or rollers.
- Versatile for conveying, drying and cooling applications.
- Optimal design of sprocket teeth, and belt underside provides superior sprocket engagement, safe belt tracking and favorable cleanability.
- Headless pin making it very easy to install and remove the belt for maintenance.

Important Notes

- **Standard belt increments 101,6 mm.**
- **Non-standard belt increments 25,4 mm.**
- Please contact with customer service for precise belt measurements.
- Physical belt widths are generally 0.1% to 0.3% smaller.



MP80 NS

Micro Pitch Modular Belt Series

- **Bakery Applications**

Row Dough Handling, Divider, Proofer Lines, Laminating Lines

- **Meat Applications**

Transfer - Crossover Conveyance and Metal Detectors

- **Seafood Applications**

Grading Lines and Weighing Lines

- **Fruits and Vegetables Applications**

Control and Sorting Tables

- **Snack Food Applications**

Cooling Lines

- **Beverage Applications**


Box Transfer

MP80 NS



MODUTECH

Pitch:	8 mm / 0.315 inch
Belt Surface:	Close, Non-Slip Surface
Minimum Width:	101,6 mm / 4 inch
Open Area (%):	0%
Flight:	No
Sidewall:	No
Pin:	Ø3 mm / 0.118 inch
Approved:	FDA and EU
Color:	Blue
Cleanability:	Good
Min. Nosebar Diameter:	6,4 mm / 0.252 inch

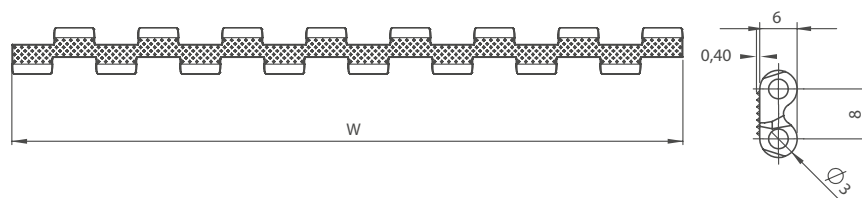


MP80 NP Technical Information

Belt Material		POM	POM
Pin Material		PA	POM
Belt Strength	N/m lb/ft	2750 - 188	2750 - 188
Temperature	°C °F	-40 / +93 -40 / +200	-40 / +93 -40 / +200
Belt Weight	kg/m ² lb/sqft ²	5.4 / 1.11	5.4 / 1.11

Diameter of idling rollers (min.)		Diameter of support rollers (min.)		Diameter for gravity take up center drive rollers (min.)		Backbending radius for elevators without side guards or hold down devices (min.)		Backbending radius for elevators with side guards or hold down devices (min.)	
mm	inch	mm	inch	mm	inch	mm	inch	mm	inch
6	0.24	50	2	50	2	-	-	-	-

Belth Width mm	101,6	203,2	304,2	406,4	508,0	609,6	711,2	812,8	914,4	1016,0	1117,6	1219,2	1320,8	1422,4	1524,0	1625,6	1727,2
Belth Width inch	4.00	8.00	12.00	16.00	20.00	24.00	28.00	32.00	36.00	40.00	44.00	48.00	52.00	56.00	60.00	64.00	68.00
Belth Width mm	1828,8	1930,4	2032,0	2133,6													
Belth Width inch	72.00	76.00	80.00	84.00													



Product Features and Functional Benefits

- Closed surface and pointed studs, cone top surface pattern for superior grip
- Micro pitch series with small transfer gaps for tight transfer.
- Designed to run over nosebars/knife edges or rollers.
- Optimal design of sprocket teeth, and belt underside provides superior sprocket engagement, safe belt tracking and favorable cleanability.
- Headless pin making it very easy to install and remove the belt for maintenance.

Important Notes

- **Standard belt increments 101,6 mm.**
- **Non-standard belt increments 25,4 mm.**
- Please contact with customer service for precise belt measurements.
- Physical belt widths are generally 0.1% to 0.3% smaller.
- For POM material up to 750 mm (30") -2 mm to 1 mm and -0.35% to 0.1% for wider belts.



MP80 NP

Micro Pitch Modular Belt Series

- **Bakery Applications**

Row Dough Handling, Divider, Proofer Lines, Laminating Lines

- **Meat Applications**

Transfer - Crossover Conveyance and Metal Detectors

- **Seafood Applications**

Grading Lines and Weighing Lines

- **Fruits and Vegetables Applications**

Control and Sorting Tables

- **Snack Food Applications**

Cooling Lines

- **Beverage Applications**


Box Transfer

MP80 NP



MODUTECH

Pitch:	8 mm / 0.315 inch
Belt Surface:	Close, Negative Pyramid Surface
Minimum Width:	101,6 mm / 4 inch
Open Area (%):	0%
Flight:	No
Sidewall:	No
Pin:	Ø3 mm / 0.118 inch
Approved:	FDA and EU
Color:	Blue
Cleanability:	Good
Min. Nosebar Diameter:	6 mm / 0.236 inch

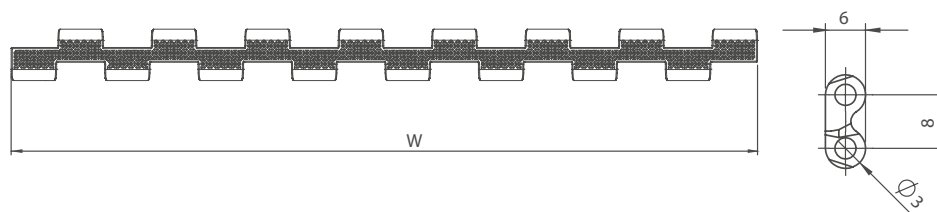


MP80 NP Technical Information

Belt Material		POM	POM
Pin Material		PA	POM
Belt Strength	N/m lb/ft	2750 - 188	2750 - 188
Temperature	°C °F	-40 / +93 -40 / +200	-40 / +93 -40 / +200
Belt Weight	kg/m ² lb/sqft ²	5.4 / 1.11	5.4 / 1.11

Diameter of idling rollers (min.)		Diameter of support rollers (min.)		Diameter for gravity take up center drive rollers (min.)		Backbending radius for elevators without side guards or hold down devices (min.)		Backbending radius for elevators with side guards or hold down devices (min.)	
mm	inch	mm	inch	mm	inch	mm	inch	mm	inch
6	0.24	50	2	50	2	-	-	-	-

Belth Width mm	101,6	203,2	304,2	406,4	508,0	609,6	711,2	812,8	914,4	1016,0	1117,6	1219,2	1320,8	1422,4	1524,0	1625,6	1727,2
Belth Width inch	4.00	8.00	12.00	16.00	20.00	24.00	28.00	32.00	36.00	40.00	44.00	48.00	52.00	56.00	60.00	64.00	68.00
Belth Width mm	1828,8	1930,4	2032,0	2133,6													
Belth Width inch	72.00	76.00	80.00	84.00													



Product Features and Functional Benefits

- Closed surface with inverted pyramid pattern.
- Provides superb release characteristics when conveying wet or sticky products
- Micropitch series with small transfer gaps for tight transfer.
- Designed to run over nosebars/knife edges or rollers.
- Optimal design of sprocket teeth, and belt underside provides superior sprocket engagement, safe belt tracking and favorable cleanability.
- Headless pin making it very easy to install and remove the belt for maintenance.

Important Notes

- **Standard belt increments 101,6 mm.**
- **Non-standard belt increments 25,4 mm.**
- Please contact with customer service for precise belt measurements.
- Physical belt widths are generally 0.1% to 0.3% smaller.
- For POM material up to 750 mm (30") -2 mm to 1 mm and -0.35% to 0.1% for wider belts.

Micro Pitch Modular Belt Series



MP80 (Micro Pitch Series)

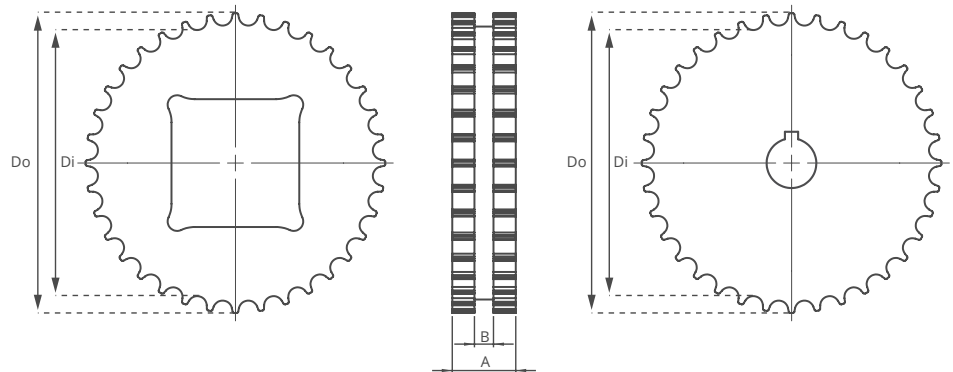
Technical Specifications



MODUTECH



Z36



MP80 Micro Pitch Series / Machined Sprockets Dimensions


NO. TEETH	Di mm/inch	Do mm/inch	B mm/inch	A mm/inch	Square Bore (Q) mm/inch		Round Bore (R) mm/inch		PRODUCT CODE	
									Square Type (Q)	Round Type (R)
Z18	40,9 / 1.61	48,0 / 1.89	6,0 / 0.23	20 / 0.78	20	-	20-25	1	MP80SQZ18	MP80SRZ18
Z24	56,4 / 2.22	63,7 / 2.51	6,0 / 0.23	20 / 0.78	25-30	1-1.25	25-30	1-1.25	MP80SQZ24	MP80SRZ24
Z36	87,5 / 3.44	94,9 / 3.74	6,0 / 0.23	20 / 0.78	40	1.5	25-30	1-1.25	MP80SQZ36	MP80SRZ36

*All required sprockets produced by CNC.

*Other sprockets and hub sizes are manufactured up to request.

*POM (Acetal) and PA (Polyamide) sprockets raw material is available on request.

*Machined Split Sprockets are available for each size.



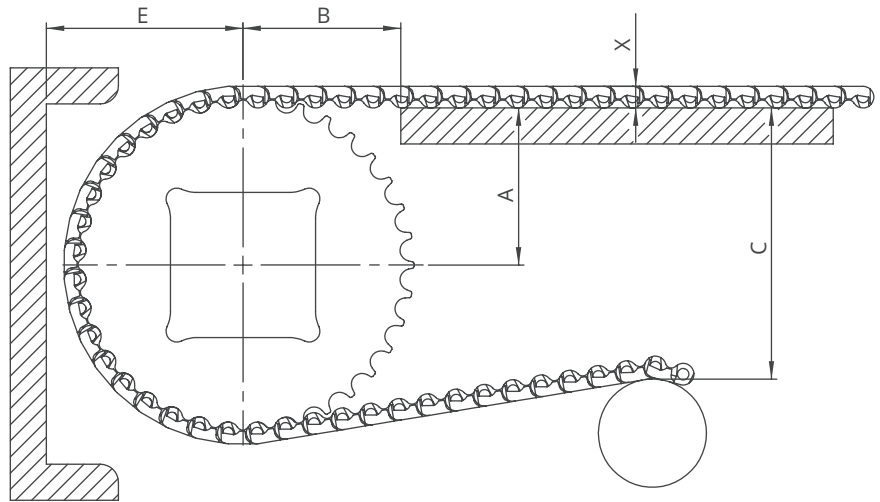
Precise transfer even the smallest products!

Micropitch belt series are suitable to run 6 mm nosebar roller.



MP80 Series

Engineering Information

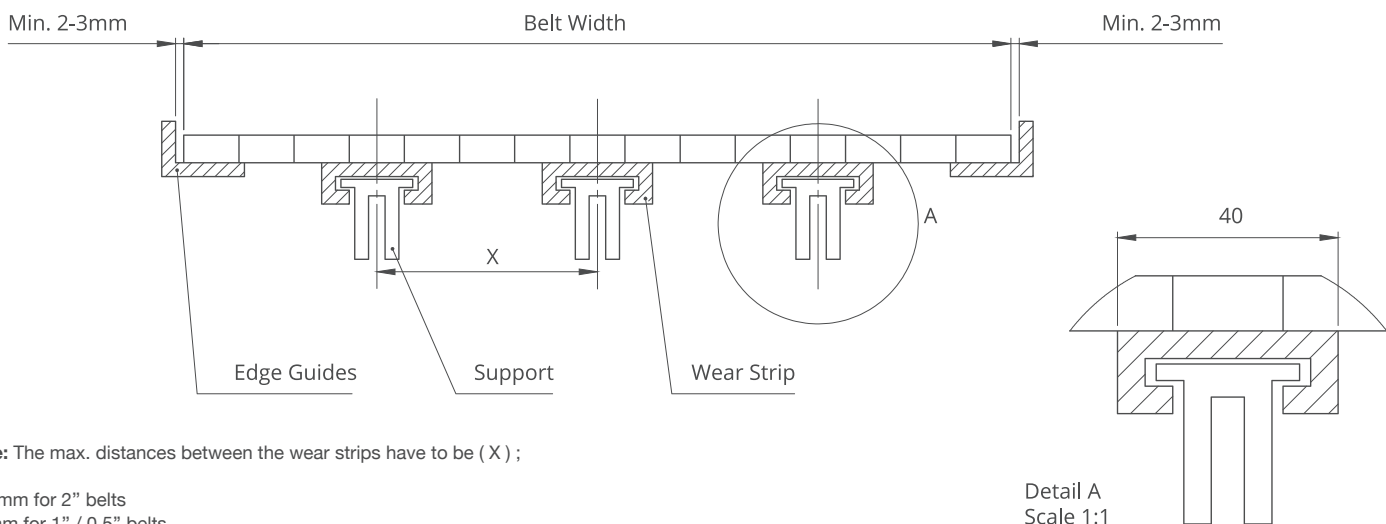


A - $\pm 0,031''$ (1mm) C - \pm (Max.)
 B - $\pm 0,125''$ (3mm) E - \pm (Min.)

MP80 Series / Conveyor Frame Dimensions

Sprockets Description			A		B		C		E		X	
Pitch Diameter		No. Teeth	Range (Bottom to Top)		Inch	mm	Inch	mm	Inch	mm	Inch	mm
Inch	mm		Inch	mm								
MP80 C, MP80 FG, MP80 NP, MP80 NS												
1.85	47,0	18	0.81	20,5	1.18	30,0	1.12	28,5	1.24	31,5	0.24	6,0
1.95	49,5	24	1.11	28,3	1.38	35,0	1.73	44,0	1.55	39,3	0.24	6,0
3.68	93,5	36	1.72	43,8	1.77	45,0	2.95	75,0	2.16	54,8	0.24	6,0

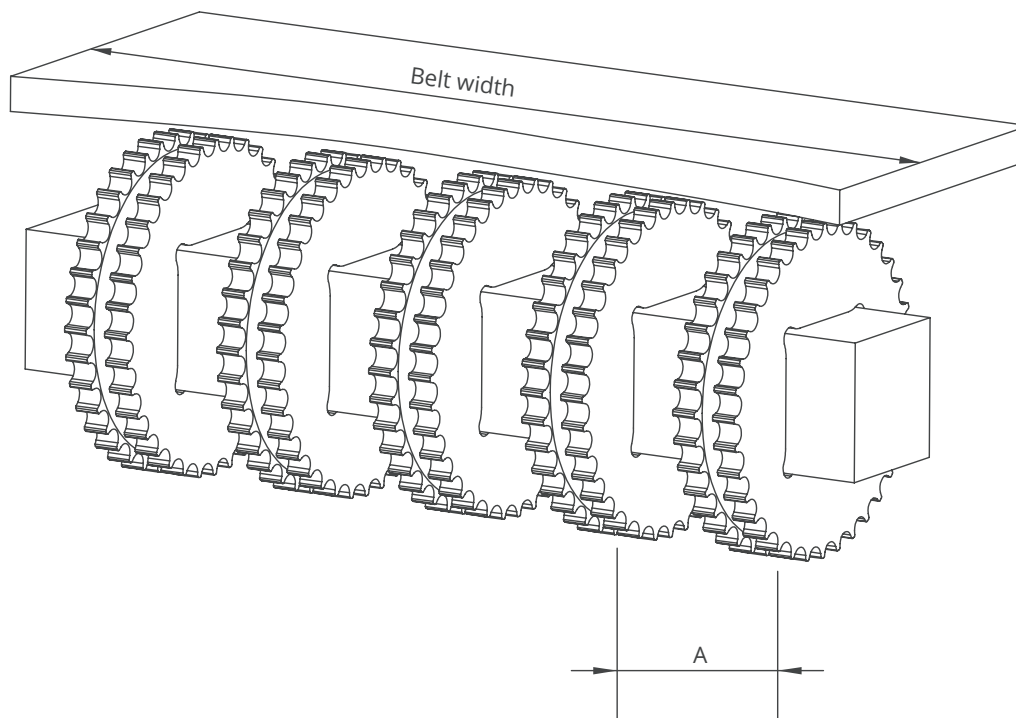
MP80 Series / Slider Support System For Straight Running Belts



Note: The max. distances between the wear strips have to be (X) ;

125 mm for 2" belts
 80 mm for 1" / 0.5" belts

Detail A
 Scale 1:1



MP80 Series / Sprockets Arrangement

Standard Belt Width		Number of sprockets per shaft		A (mm/inch)	
mm	inch	Drive Shaft	Return Shaft	Min.	Max.
101,6	4.0	2	2	50/2	100/4
203,2	8.0	3	2	50/2	100/4
304,8	12.0	4	3	50/2	100/4
406,4	16.0	5	3	50/2	100/4
508,0	20.0	6	4	50/2	100/4
609,6	24.0	7	5	50/2	100/4
711,2	28.0	8	6	50/2	100/4
812,8	32.0	9	7	50/2	100/4
914,4	36.0	10	8	50/2	100/4
1016,0	40.0	11	9	50/2	100/4
1117,6	44.0	12	9	50/2	100/4
1219,2	48.0	13	10	50/2	100/4
1320,8	52.0	14	11	50/2	100/4
1422,4	56.0	14	11	50/2	100/4
1524,0	60.0	15	12	50/2	100/4
1625,6	64.0	16	12	50/2	100/4



MODUTECH®

EC127

Modular Belt Series

EC127 C

EC127 FG

EC127 GT / Friction Top

Sprockets & Accessories

Engineering Information







EC127 C

Modular Belt Series

- **Bakery Applications**

Row Dough Handling, Divider Tables, Proofer Lines, Laminating Lines

- **Meat Applications**

Transfer - Crossover Conveyance and Metal Detectors

- **Seafood Applications**

Grading Lines and Weighing Lines

- **Beverage Applications**

Depalletizers, Accumulation Tables and Acceleration Lines

- **Fruits and Vegetables Applications**

Control and Sorting Tables

- **Can Manufacturing Applications**

Including Palletizers, Mass Handling and Accumulation Tables

- **Tire Manufacturing Applications**

Scalling, Marking, Sciver Cementing, Water Blow - Off,

Tire Transport Horizontal

- **Corrugated Applications**


Down Stackers, Corrugator Take Off, Transfer Car

EC127 C



MODUTECH

Pitch:	12,7 mm / 0.5 inch
Belt Surface:	Close, Smooth Surface
Minimum Width:	50 mm / 1.97 inch
Open Area (%):	0%
Flight:	Yes
Sidewall:	No
Pin:	Ø4,7 mm / 0.185 inch - Self Lock
Approved:	FDA and EU
Color:	Blue / White / Gray
Cleanability:	Good
Belt Thickness:	10 mm / 0.394 inch

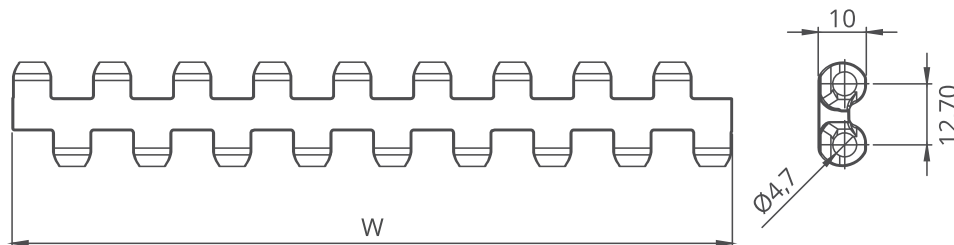


EC127 C Technical Information

Belt Material		POM	POM	POM	PP	PP	PE
Pin Material		PA	POM	PP	PP	POM	POM
Belt Strength	N/m lb/ft	18000 - 1233	17500 - 1199	16000 - 1096	11000 - 754	13000 - 891	10000 - 685
Temperature	°C °F	-40 / +93 -40 / +200	-40 / +93 -40 / +200	+5 / +93 +40 / +200	+5 / +105 +40 / +200	+5 / +93 +40 / +200	-40 / +65 -40 / +150
Belt Weight	kg/m ² lb/sqft ²	8.7 / 1.78	8.7 / 1.78	8.7 / 1.78	5.8 / 1.20	5.9 / 1.20	6.4 / 1.31

Diameter of idling rollers (min.)		Diameter of support rollers (min.)		Diameter for gravity take up center drive rollers (min.)		Backbending radius for elevators without side guards or hold down devices (min.)		Backbending radius for elevators with side guards or hold down devices (min.)	
mm	inch	mm	inch	mm	inch	mm	inch	mm	inch
18	0.70	50	2	75	3	150	6	-	-

Belth Width mm	50,0	100,0	150,0	200,0	250,0	300,0	350,0	400,0	450,0	500,0	550,0	600,0	650,0	700,0	750,0	800,0	850,0	900,0	950,0
Belth Width inch	1.97	3.94	5.91	7.87	9.84	11.81	13.78	15.75	17.72	19.69	21.65	23.62	25.59	27.56	29.53	31.50	31.50	35.43	37.40
Belth Width mm	1000,0	1050,0																	
Belth Width inch	39.37	41.34																	



Product Features and Functional Benefits

- Less vibration in high speed and nosebar applications.
- Wear resistance in high speed applications with tight transfer.
- Unique sprocket engagement reduces pulsation.
- Tight transfer applications.
- Tight transfer and high speed conveyors.

Important Notes

- Standard belt increments 50 mm.
- Non-standard belt increments 16,6 mm.
- Special raw materials and additional colors available.
- Please contact with customer service for precise belt measurements.
- For PP material up to 750 mm (30") -1 mm to 2 mm and 0% to 0.4% for wider belts.
- For POM material up to 750 mm (30") -3 mm to 0 mm and -0.35% to 0.1% for wider belts.



EC127 FG

Modular Belt Series

- **Bakery Applications**

Divider, Oven Infeed - Outfeed, Cooling Lines, Coating Lines, Glazing Lines

- **Poultry Applications**

Breeding Lines and Grading Lines, Weighing Lines

- **Seafood Applications**

Breeding Lines, Grading Lines and Weighing Lines

- **Snack Food Applications**

Cooling Lines

- **Fruits and Vegetables Applications**

Draining, Sterilization, Conveyance

- **Packaging Applications**


Check Weighers, Filling, Palletizing - Depalletizing, Box Transfer

EC127 FG



MODUTECH

Pitch:	12,7 mm / 0.5 inch
Belt Surface:	Open, Smooth Surface
Minimum Width:	50 mm / 1.97 inch
Open Area (%):	20%. (Biggest opening 3 x 6 mm)
Flight:	Yes
Sidewall:	No
Pin:	Ø4,7 mm / 0.185 inch - Self Lock
Approved:	FDA and EU
Color:	Blue / White / Gray
Cleanability:	Excellent
Belt Thickness:	10 mm / 0.394 inch

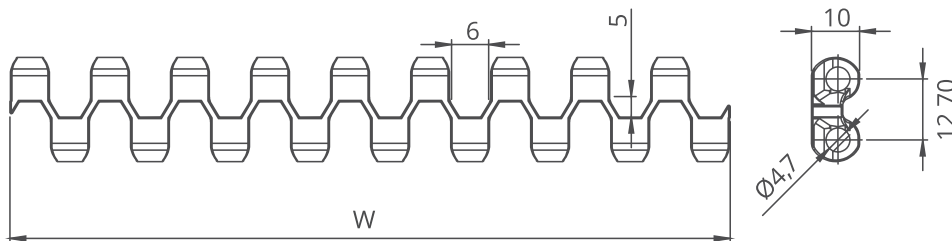


EC127 FG Technical Information

Belt Material		POM	POM	POM	PP	PP	PE
Pin Material		PA	POM	PP	PP	POM	POM
Belt Strength	N/m lb/ft	18000 - 1233	17500 - 1199	16000 - 1096	11000 - 754	13000 - 891	10000 - 685
Temperature	°C °F	-40 / +93 -40 / +200	-40 / +93 -40 / +200	+5 / +93 +40 / +200	+5 / +105 +40 / +200	+5 / +93 +40 / +200	-40 / +65 -40 / +150
Belt Weight	kg/m ² lb/sqft ²	7.2 / 1.48	7.2 / 1.48	7.2 / 1.48	5.2 / 1.07	5.3 / 1.09	5.8 / 1.19

Diameter of idling rollers (min.)		Diameter of support rollers (min.)		Diameter for gravity take up center drive rollers (min.)		Backbending radius for elevators without side guards or hold down devices (min.)		Backbending radius for elevators with side guards or hold down devices (min.)	
mm	inch	mm	inch	mm	inch	mm	inch	mm	inch
18	0.70	50	2	75	3	150	6	-	-

Belth Width mm	50,0	100,0	150,0	200,0	250,0	300,0	350,0	400,0	450,0	500,0	550,0	600,0	650,0	700,0	750,0	800,0	850,0	900,0	950,0
Belth Width inch	1.97	3.94	5.91	7.87	9.84	11.81	13.78	15.75	17.72	19.69	21.65	23.62	25.59	27.56	29.53	31.50	31.50	35.43	37.40
Belth Width mm	1000,0	1050,0																	
Belth Width inch	39.37	41.34																	




Product Features and Functional Benefits

- Belt provides optimal open area for drainage and airflow.
- Less friction and product contact for easy cooking, cooling and freezing of products.
- Reduced dirt and oxide build due to self cleaning surface.

Important Notes

- Standard belt increments 50 mm.
- Non-standard belt increments 16,6 mm.
- Special raw materials and additional colors available.
- Please contact with customer service for precise belt measurements.
- For PE, PP, POM materials up to 750 mm (30") -1 mm to 2 mm and 0% to 0.4% for wider belts.



EC127 GT

Modular Belt Series

- **Snack Food Applications**

Incline - Decline Lines, Container Conveyance

- **Packaging Applications**

Box Incline - Decline Lines

- **Beverage Applications**


Incline - Decline Lines, Filling, Box Transfer

EC127 GT



MODUTECH

Pitch:	12,7 mm / 0.5 inch
Belt Surface:	Close, Friction Surface
Minimum Width:	150 mm / 5.90 inch
Open Area (%):	0%
Flight:	Yes
Sidewall:	No
Pin:	Ø4,7 mm / 0.185 inch - Self Lock
Approved:	FDA and EU
Color:	Blue / White / Gray
Cleanability:	Excellent
Belt Thickness:	12,5 mm / 0.49 inch

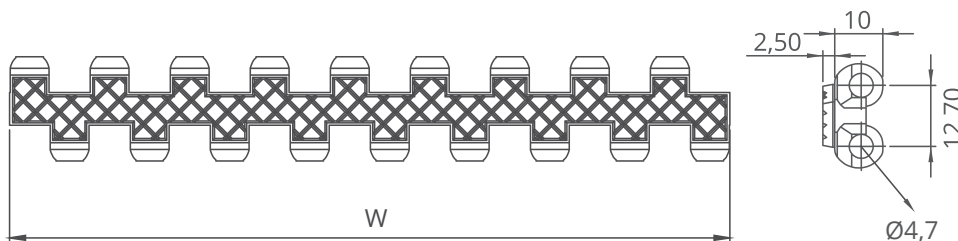


EC127 GT Technical Information

Belt Material		PP	PP
Rubber Material		TPE	
Pin Material		PP	POM
Belt Strength	N/m lb/ft	9000 - 617	9000 - 617
Temperature	°C °F	+5 / +60 +40 / +140	+5 / +60 +40 / +140
Belt Weight	kg/m ² lb/sqft ²	6.5 / 1.33	6.5 / 1.33

Diameter of idling rollers (min.)		Diameter of support rollers (min.)		Diameter for gravity take up center drive rollers (min.)		Backbending radius for elevators without side guards or hold down devices (min.)		Backbending radius for elevators with side guards or hold down devices (min.)	
mm	inch	mm	inch	mm	inch	mm	inch	mm	inch
18	0.70	50	2	75	3	150	6	-	-

Belt Width mm	150	200	250	300	350	400	450	500	550	600	650	700	750	800	850	900	950	1000	1050	1100	1150
Belt Width inch	5.91	7.87	9.84	11.81	13.78	15.75	17.72	19.69	21.65	23.62	25.59	27.56	29.53	31.50	31.50	35.43	37.40	39.37	41.34	43.31	45.28



Product Features and Functional Benefits

- Unique rubber top eliminates wear and increases friction in incline-decline applications.
- Minimum nosebar diameter 18 mm.
- Tight transfer applications.

Important Notes

- **Standard belt increments 50 mm.**
- **Non-standard belt increments 16,6 mm.**
- Special raw materials and additional colors available.
- Please contact with customer service for precise belt measurements.
- Physical belt widths are generally 0.1% to 0.3% smaller.
- Up to 750 mm (30") -1 mm to 2 mm and 0% to 0.4% for wider belts.

EC127 Series

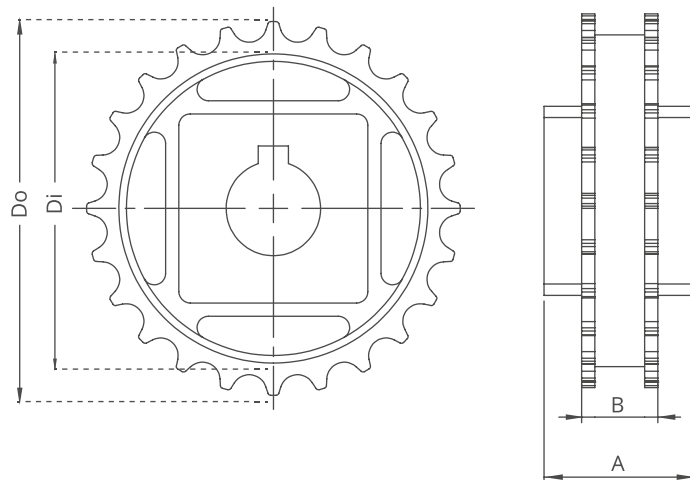
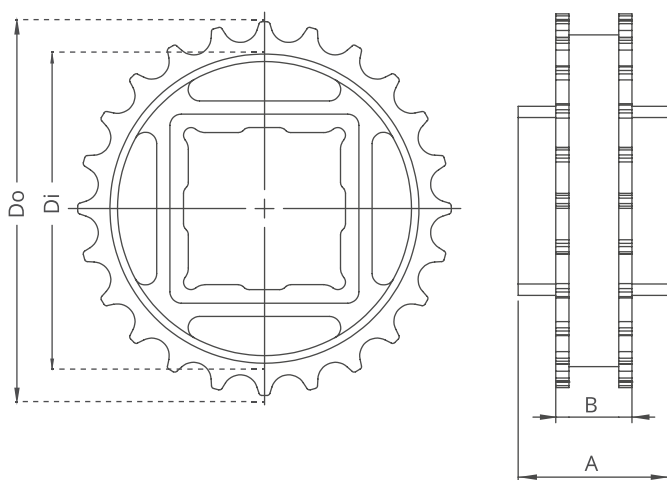
Sprockets and Technical Specifications



Z24



Z24



EC127 Series / Moulded Sprockets Dimensions

NO. TEETH	Di mm/inch	Do mm/inch	B mm/inch	A mm/inch	Square Bore (Q)		Round Bore (R)		PRODUCT CODE	
					mm/inch	mm/inch	mm/inch	mm/inch	Square Type (Q)	Round Type (R)
Z19	68,5 / 2.69	78,3 / 3.08	20 / 0.79	40 / 1.57	25-40	1.5	20-25-30	1-1.25	EC127SQZ19*PA	EC127SRZ19*PA
Z24	88,8 / 3.49	98,8 / 3.89	20 / 0.79	40 / 1.57	25-40	1.5	20-25-30	1-1.25	EC127SQZ24*PA	EC127SRZ24*PA
Z28	105,0 / 4.13	115,2 / 4.53	20 / 0.79	40 / 1.57	40	1.5	20-25-30	1-1.25	EC127SQZ28*PA	EC127SRZ28*PA
Z30	113,1 / 4.45	123,4 / 4.86	20 / 0.79	40 / 1.57	40	1.5	20-25-30	1-1.25	EC127SQZ30*PA	EC127SRZ30*PA
Z36	137,6 / 5.41	147,9 / 5.82	20 / 0.79	40 / 1.57	40	1.5	20-25-30	1-1.25	EC127SQZ36*PA	EC127SRZ36*PA

*Other sprockets and hub sizes are manufactured up to request.

*POM (Acetal) and PP (Polypropylene) sprockets raw material is available on request.


*Machined Split Sprockets are available for each size.




Clamp



Machined Split Sprocket



Moulded Sprocket




Machined Sprocket

EC127 Series

Accessories and Technical Specifications

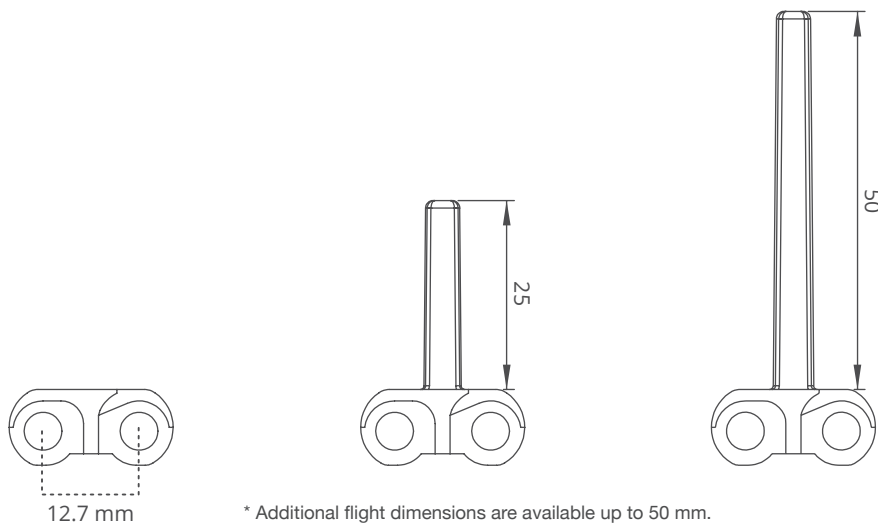


MODUTECH



EC127 Series / Flight Dimensions


EC127 Series / Flights				
PRODUCT CODE	Flight Height (mm/inch)	Flight Width (mm/inch)	PRODUCT CODE	Sidewall Height (mm/inch)
EC127T25	25 / 1	150 / 5.90	-	-
EC127T50	50 / 2	150 / 5.90	-	-



* Additional flight dimensions are available up to 50 mm.

EC127 Series / Flight Technical Specifications

Possible Flight Indents for EC127 Series	Z	
	mm	inch
Standard, module cutting	33,3	1.31
Standard, no module cutting	50,0	1.97
Standard, module cutting	66,6	2.62
Standard, module cutting	83,3	3.28
Standard, no module cutting	100,0	3.94

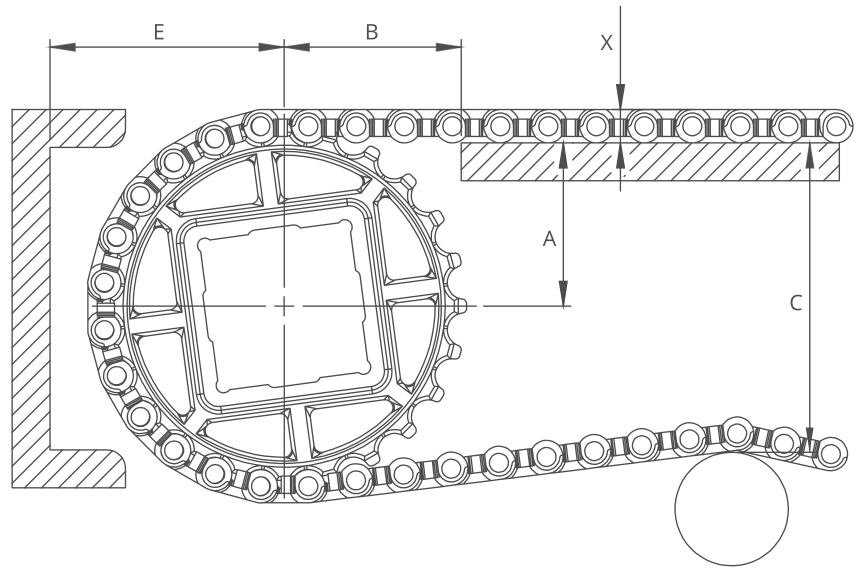


*Non-standard flight indent is available upon request.

EC127 Series

Engineering Information

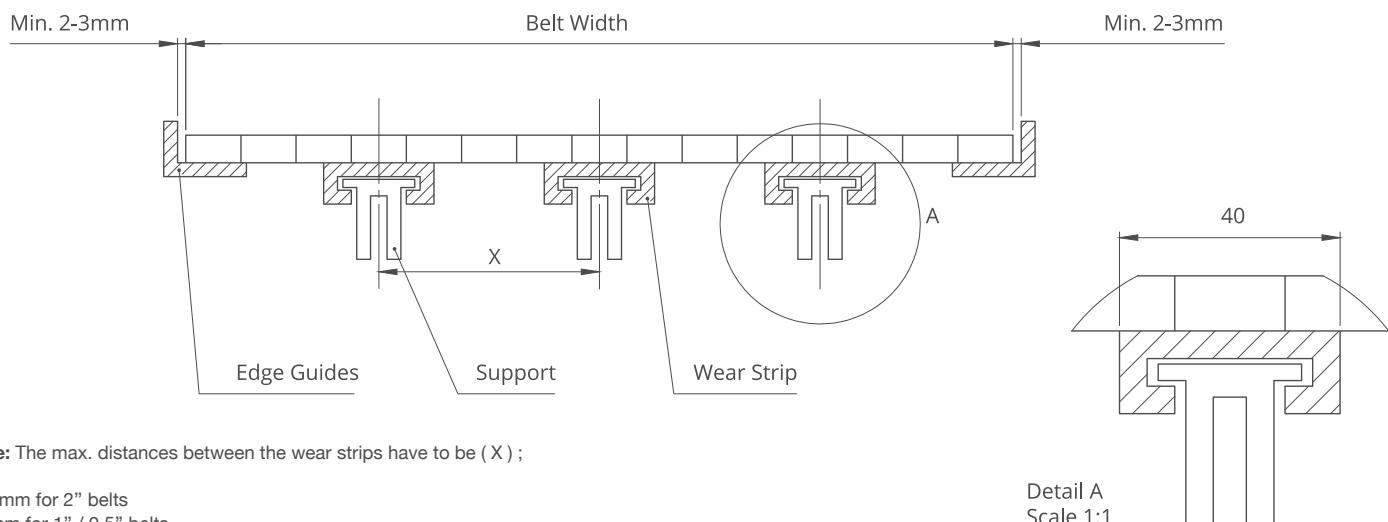
A - ± 0,031" (1mm) C - ± (Max.)
 B - ± 0,125" (3mm) E - ± (Min.)



EC127 Series / Conveyor Frame Dimensions

Sprockets Description			A		B		C		E		X	
Pitch Diameter		No. Teeth	Range (Bottom to Top)		inch	mm	inch	mm	inch	mm	inch	mm
inch	mm		inch	mm								
EC127 C, EC127 FG												
2.89	73,4	19	1.36	34,5	1.67	42,5	2.83	72,0	2.09	53,0	0.39	10,0
3.69	93,8	24	1.73	44,0	1.89	48,0	3.23	82,0	2.48	63,0	0.39	10,0
4.33	110,1	28	2.07	52,5	2.05	52,0	3.86	98,0	2.80	71,0	0.39	10,0
4.66	118,3	30	2.24	57,0	2.13	54,0	4.02	102,0	2.95	75,0	0.39	10,0
5.62	142,7	36	2.72	69,0	2.35	59,8	4.96	126,0	3.43	87,0	0.39	10,0
EC127 GT												
2.89	73,4	19	1.46	37,0	1.67	42,5	2.83	72,0	2.19	55,5	0.49	12,5
3.69	93,8	24	1.83	46,5	1.89	48,0	3.23	82,0	2.58	65,5	0.49	12,5
4.33	110,1	28	2.17	55,0	2.05	52,0	3.86	98,0	2.89	73,5	0.49	12,5
4.66	118,3	30	2.34	59,5	2.13	54,0	4.02	102,0	3.05	77,5	0.49	12,5
5.62	142,7	36	2.81	71,5	2.35	59,8	4.96	126,0	3.52	89,5	0.49	12,5

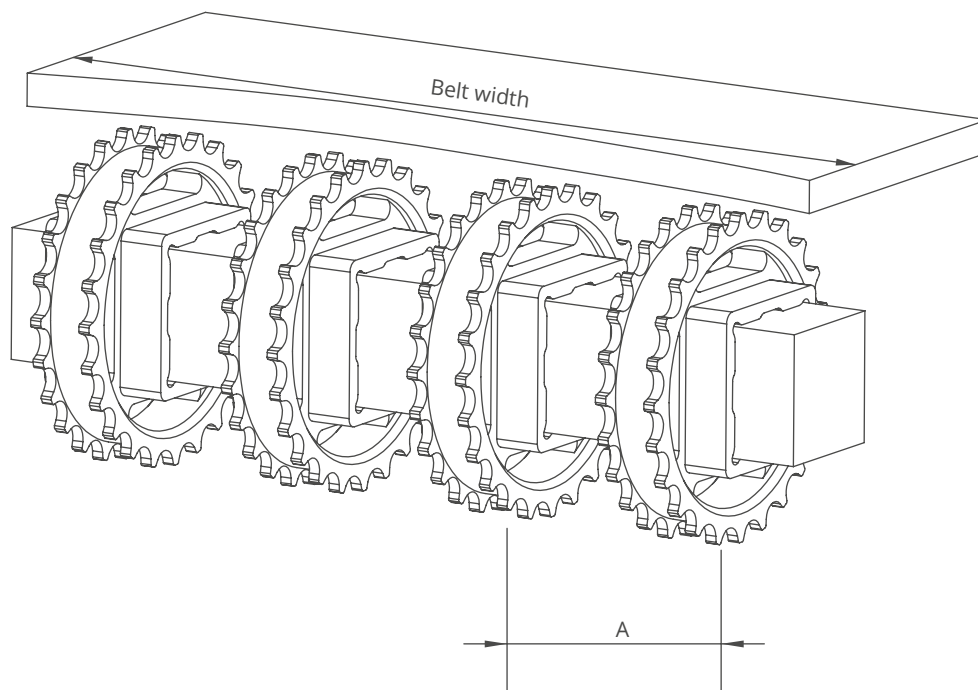
EC127 Series / Slider Support System For Straight Running Belts



Note: The max. distances between the wear strips have to be (X) ;

125 mm for 2" belts
 80 mm for 1" / 0.5" belts

Detail A
 Scale 1:1



EC127 Series / Sprockets Arrangement

Standard Belt Width		Number of sprockets per shaft		A (mm/inch)	
mm	inch	Drive Shaft	Return Shaft	Min.	Max.
150,0	5.91	2	2	50/2	100/4
200,0	7.87	3	2	50/2	100/4
250,0	9.84	3	2	50/2	100/4
300,0	11.81	4	3	50/2	100/4
350,0	13.78	4	3	50/2	100/4
400,0	15.75	5	3	50/2	100/4
450,0	17.72	5	3	50/2	100/4
500,0	19.69	6	4	50/2	100/4
550,0	21.65	7	4	50/2	100/4
600,0	23.62	7	4	50/2	100/4
650,0	25.59	7	4	50/2	100/4
700,0	27.56	8	5	50/2	100/4
750,0	29.53	9	6	50/2	100/4
800,0	31.50	9	6	50/2	100/4
850,0	33.46	10	7	50/2	100/4
900,0	35.43	11	7	50/2	100/4
950,0	37.40	11	7	50/2	100/4
1000,0	39.37	11	7	50/2	100/4
1050,0	41.34	11	7	50/2	100/4
1100,0	43.31	12	7	50/2	100/4
1150,0	45.28	12	7	50/2	100/4
1200,0	47.24	12	7	50/2	100/4
1250,0	49.21	13	8	50/2	100/4
1300,0	51.18	13	8	50/2	100/4
1350,0	53.15	13	8	50/2	100/4
1400,0	55.12	14	8	50/2	100/4

MD127 GAP50%

Modular Belt Series


MD127 GAP50%

Sprockets

Engineering Information







MD127 **GAP50%**

Modular Belt Series

- **Bakery Applications**

Including Oven Infeed - Outfeed, Coating Lines, Glazing Lines, Freezing Lines, Conditioning Lines, Cooling Lines

- **Poultry Applications**

Cooling and Freezing Lines

- **Seafood Applications**

Including Breeding Machines, Draining Lines

- **Snack Food Applications**

Including Proofer Lines, Boiler Infeed, Oven Infeed - Outfeed, Cooling Lines

- **Fruits and Vegetables Applications**

Including Prewashing / Rinsing, Draining

- **Packing Industry**


Shrink Tunnels

MD127 GAP50%



MODUTECH

Pitch:	12,7 mm / 0.5 inch
Belt Surface:	Open, Smooth Surface
Minimum Width:	177,8 mm / 7 inch
Open Area (%):	50%. (Biggest opening 10 x 25 mm)
Flight:	No
Sidewall:	No
Pin:	Ø3,6 mm / 0.142 inch
Approved:	FDA and EU
Color:	Blue / White / Gray
Cleanability:	Excellent
Belt Thickness:	7 mm / 0.276 inch

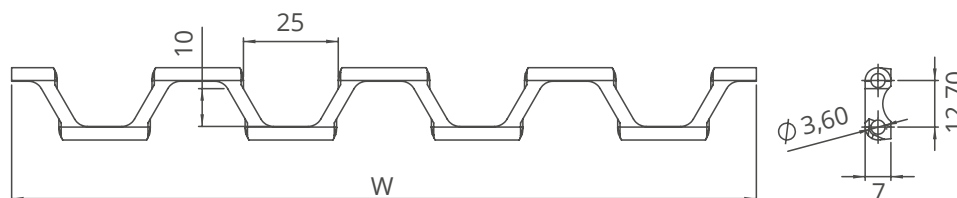


MD127 GAP50% Technical Information

Belt Material		POM	POM	PP	PP	PA	PA
Pin Material		PA	POM	POM	PA	POM	PA
Belt Strength	N/m lb/ft	4400 - 301	4400 - 301	3200 - 219	3200 - 219	4400 - 301	4400 - 301
Temperature	°C °F	-40 / +93 -40 / +200	-40 / +93 -40 / +200	+5 / +93 +40 / +200	+5 / +105 +40 / +200	-40 / +93 -40 / +200	-46 / +116 -50 / +240
Belt Weight	kg/m ² lb/sqft ²	3.6 / 0.75	3.6 / 0.75	2.8 / 0.57	2.8 / 0.57	3.3 / 0.68	3.3 / 0.68

Diameter of idling rollers (min.)		Diameter of support rollers (min.)		Diameter for gravity take up center drive rollers (min.)		Backbending radius for elevators without side guards or hold down devices (min.)		Backbending radius for elevators with side guards or hold down devices (min.)	
mm	inch	mm	inch	mm	inch	mm	inch	mm	inch
18	0.70	50	2	75	3	150	6	-	-

Belth Width mm	203,20	254,00	304,80	355,60	406,40	457,20	508,00	558,80	609,60	660,40	711,20	762,00	812,80	863,60	914,40	965,20	1016,0
Belth Width inch	8.00	10.00	12.00	14.00	16.00	18.00	20.00	22.00	24.00	26.00	28.00	30.00	32.00	34.00	36.00	38.00	40.00
Belth Width mm	1066,80	1177,60	1168,40	1219,20													
Belth Width inch	42.00	44.00	46.00	48.00													



Product Features and Functional Benefits

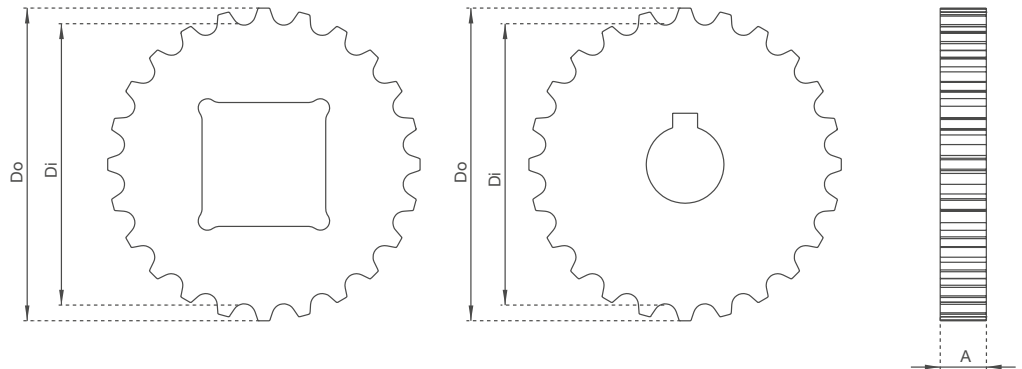
- Belt provides optimal open area for drainage and airflow.
- Less friction and product contact for easy cooking, cooling and freezing of products.
- Reduced dirt and oxide build due to self cleaning surface.
- Easy to clean reduces downtime for cleaning time 80%.

Important Notes

- **Standard belt increments 101,6 mm.**
- **Non-standard belt increments 50,8 mm.**
- Special raw materials and additional colors available.
- Please contact with customer service for precise belt measurements.
- Physical belt widths are generally 0.1% to 0.3% smaller.
- For POM material up to 750 mm (30") -3 mm to 0 mm and -0.4% to 0% for wider belts.

MD127 GAP50% Series

Engineering Information



MD127 GAP50% Series / Machined Sprockets Dimensions

NO. TEETH	Di mm/inch	Do mm/inch	B mm/inch	A mm/inch	Square Bore (Q) mm/inch		Round Bore (R) mm/inch		PRODUCT CODE	
									Square Type (Q)	Round Type (R)
Z19	70,9 / 2.79	80,8 / 3.18	-	15 / 0.59	25-40	1-1.5	25-30	1-1.25	MD127G50SQZ19	MD127G50SRZ19
Z24	91,3 / 3.59	101,5 / 3.99	-	15 / 0.59	25-40	1-1.5	25-30	1-1.25	MD127G50SQZ24	MD127G50SRZ24
Z36	140,5 / 5.53	151 / 5.94	-	15 / 0.59	40	1.5	25-30	1-1.25	MD127G50SQZ36	MD127G50SRZ36

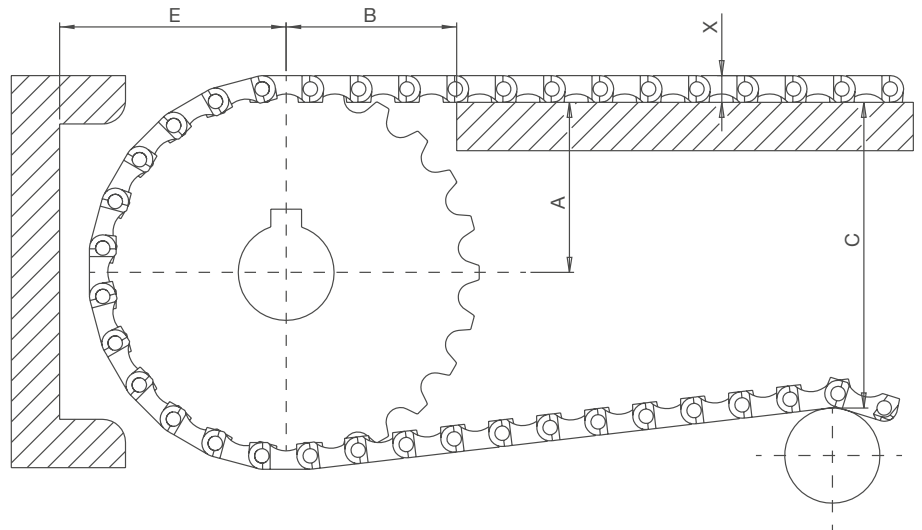
*All required sprockets produced by CNC.

*Other sprockets and hub sizes are manufactured up to request.

*POM (Acetal) and PA (Polyamide) sprockets raw material is available on request.

*Machined Split Sprockets are available for each size.

A - ± 0,031" (1mm)
B - ± 0,125" (3mm)
C - ± (Max.)
E - ± (Min.)



MD127 GAP50% Series / Conveyor Frame Dimensions

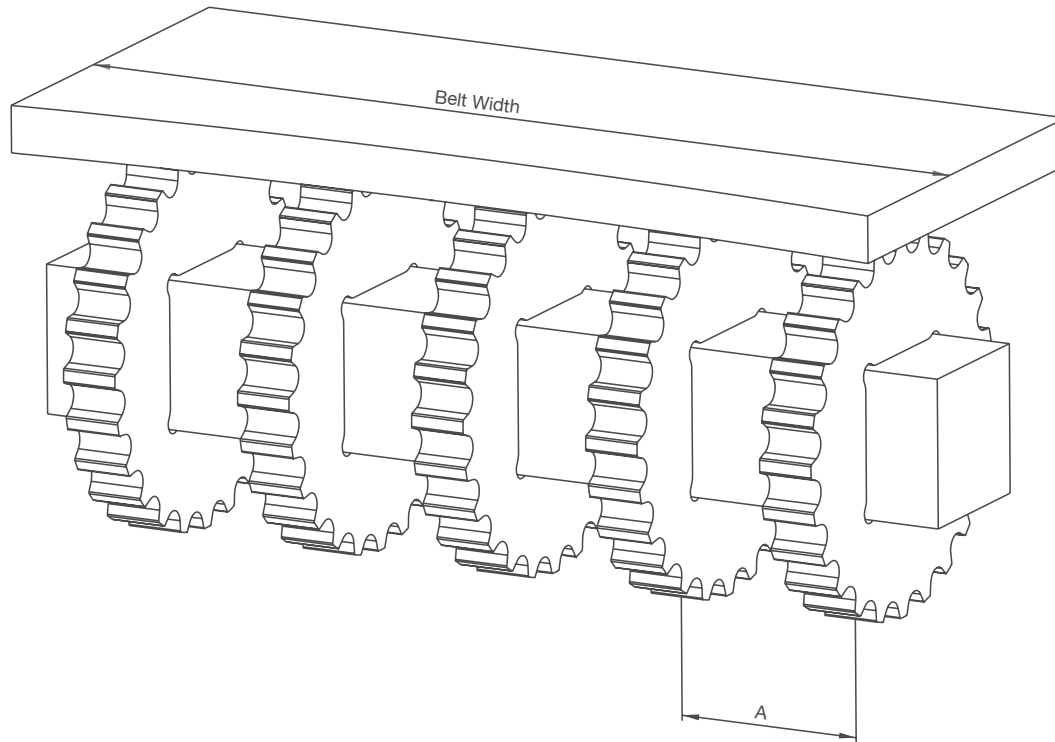
Sprockets Description		A		B		C		E		X		
Pitch Diameter		Range (Bottom to Top)		Inch	mm	Inch	mm	Inch	mm	Inch	mm	
Inch	mm	No. Teeth	Inch									mm
MD127 GAP50%												
3.09	78,4	19	1.39	35,4	1.57	40	2.95	75	1.89	48	0.28	7
3.86	98,8	24	1.80	45,7	1.97	50	3.74	95	2.28	58	0.28	7
5.83	148	36	2.77	70,3	2.95	75	5.71	145	3.23	82	0.28	7

MD127 GAP50% Series

Engineering Information



MODUTECH



MD127 GAP50% Series / Sprockets Arrangement

Standard Belt Width		Number of sprockets per shaft		A (mm/inch)	
mm	inch	Drive Shaft	Return Shaft	Min.	Max.
177,8	7.0	2	2	50/2	100/4
203,2	8.0	3	2	50/2	100/4
304,8	12.0	4	3	50/2	100/4
406,4	16.0	5	3	50/2	100/4
508,0	20.0	6	4	50/2	100/4
609,6	24.0	7	5	50/2	100/4
711,2	28.0	8	6	50/2	100/4
812,8	32.0	9	7	50/2	100/4
914,4	36.0	10	8	50/2	100/4
1016,0	40.0	11	9	50/2	100/4
1117,6	44.0	12	9	50/2	100/4
1219,2	48.0	13	10	50/2	100/4
1320,8	52.0	14	11	50/2	100/4
1422,4	56.0	14	11	50/2	100/4
1524,0	60.0	15	12	50/2	100/4
1625,6	64.0	16	12	50/2	100/4

HC127

Modular Belt Series

HC127 C

Sprockets

Engineering Information







HC127 C

Modular Belt Series

- **Meat (Beef and Pork) Applications**

Fat - Trim Lines, General Conveyence, Packing Lines, Elevator

- **Poultry Applications**

Debonning, Trim Lines, Offal - Feather Lines, Grading Lines, Freezing Lines, Elevator

- **Seafood Applications**

Inspection Tables, Grading Lines, Trim Lines

- **Bakery Applications**

Row Dough Handling, Cooling Lines, Packing Lines

- **Snack Food Applications**

Corn Processing

- **Fruits and Vegetables Applications**

Bulk Feeding, Elevator, Control - Sorting Table

- **Packaging Applications**


Labelling, Palletizing - Depalletizing

HC127 C



MODUTECH

Pitch:	12,7 mm / 0.5 inch
Belt Surface:	Close, Smooth Surface
Minimum Width:	101,6 mm / 4 inch
Open Area (%):	0%
Flight:	No
Sidewall:	No
Pin:	Ø4,5 mm / 0.177 inch
Approved:	FDA and EU
Color:	Blue
Cleanability:	Excellent
Belt Thickness:	8 mm / 0.315 inch

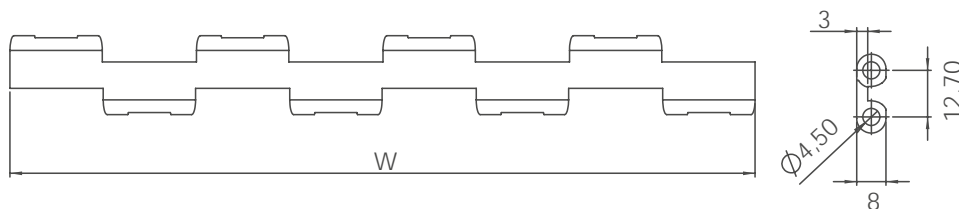


HC127 C Technical Information

Belt Material		POM
Pin Material		POM
Belt Strength	N/m lb/ft	4700 - 322
Temperature	°C °F	-40 / +93 -40 / +200
Belt Weight	kg/m ² lb/sqft	5.7 / 1.17

Diameter of idling rollers (min.)		Diameter of support rollers (min.)		Diameter for gravity take up center drive rollers (min.)		Backbending radius for elevators without side guards or hold down devices (min.)		Backbending radius for elevators with side guards or hold down devices (min.)	
mm	inch	mm	inch	mm	inch	mm	inch	mm	inch
18	0.70	50	2	75	3	-	-	-	-

Belth Width mm	254,00	304,80	355,60	406,40	457,20	508,00	558,80	609,60	660,40	711,20	762,00	812,80	863,60	914,40	965,20	1016,00	1066,80
Belth Width inch	10.00	12.00	14.00	16.00	18.00	20.00	22.00	24.00	26.00	28.00	30.00	32.00	34.00	36.00	38.00	40.00	42.00
Belth Width mm	1117,60	1168,40	1219,20	1270,00													
Belth Width inch	44.00	46.00	48.00	50.00													



Product Features and Functional Benefits

- Easy to clean reduces downtime for cleaning time 80%.
- Unique sprocket engagement - higher product load and longer conveyors.
- Close transfer applications.
- Reduces bacteria growth.

Important Notes

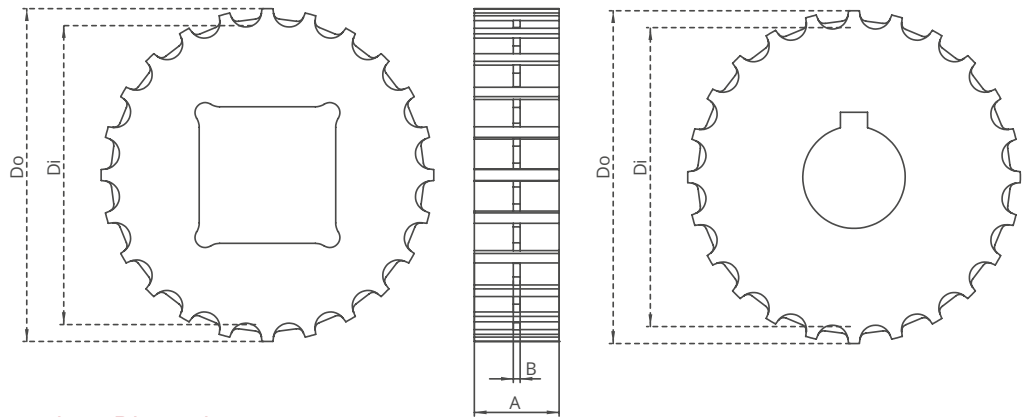
- **Standard belt increments 101,6 mm.**
- **Non-standard belt increments 50,8 mm.**
- Special raw materials and additional colors available.
- Please contact with customer service for precise belt measurements.
- Physical belt widths are generally 0.1% to 0.3% smaller.

HC127 C Series

Engineering Information



Z36



HC127 C Serie / Machined Sprockets Dimensions

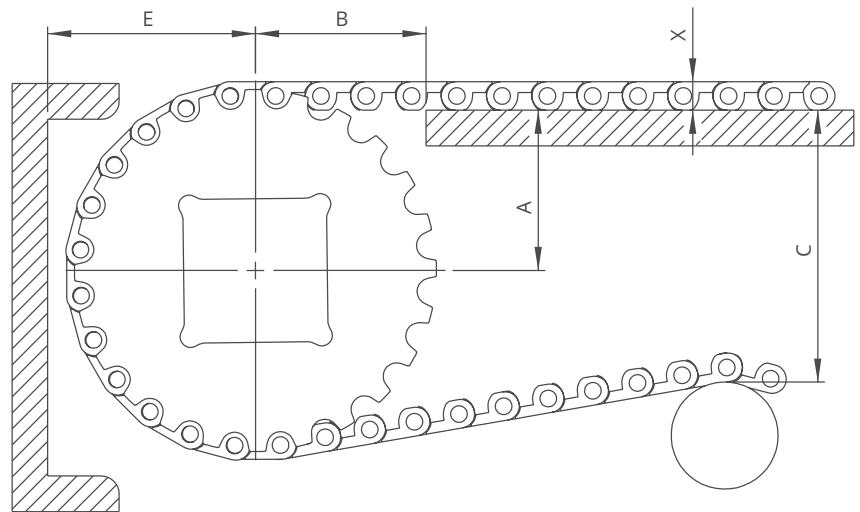
NO. TEETH	Di mm/inch	Do mm/inch	B mm/inch	A mm/inch	Square Bore (Q)		Round Bore (R)		PRODUCT CODE	
					mm	inch	mm	inch	Square Type (Q)	Round Type (R)
Z15	51,9 / 2.04	61,4 / 2.42	2 / 0.08	25 / 0.98	25	1	25-30	1-1.25	HC127SQZ15*POM	HC127SRZ15*POM
Z16	55,9 / 2.20	65,5 / 2.58	2 / 0.08	25 / 0.98	25	1	25-30	1-1.25	HC127SQZ16*POM	HC127SRZ16*POM
Z17	59,9 / 2.36	69,5 / 2.74	2 / 0.08	25 / 0.98	25	1	25-30	1-1.25	HC127SQZ17*POM	HC127SRZ17*POM
Z18	63,9 / 2.52	73,6 / 2.90	2 / 0.08	25 / 0.98	25-40	1-1.5	25-30	1-1.25	HC127SQZ18*POM	HC127SRZ18*POM
Z19	68,0 / 2.68	77,7 / 3.06	2 / 0.08	25 / 0.98	25-40	1-1.5	25-30	1-1.25	HC127SQZ19*POM	HC127SRZ19*POM
Z24	88,1 / 3.47	98,1 / 3.86	2 / 0.08	25 / 0.98	25-40	1-1.5	25-30	1-1.25	HC127SQZ24*POM	HC127SRZ24*POM
Z36	136,5 / 5.37	146,8 / 5.78	2 / 0.08	25 / 0.98	40	1.5	25-30	1-1.25	HC127SQZ36*POM	HC127SRZ36*POM

*All required sprockets produced by CNC.

*Other sprockets and hub sizes are manufactured up to request.

*POM (Acetal) and PA (Polyamide) sprockets raw material is available on request.

*Machined Split Sprockets are available for each size.



A - ± 0,031" (1mm) C - ± (Max.)
 B - ± 0,125" (3mm) E - ± (Min.)

HC127 C Serie / Conveyor Frame Dimensions

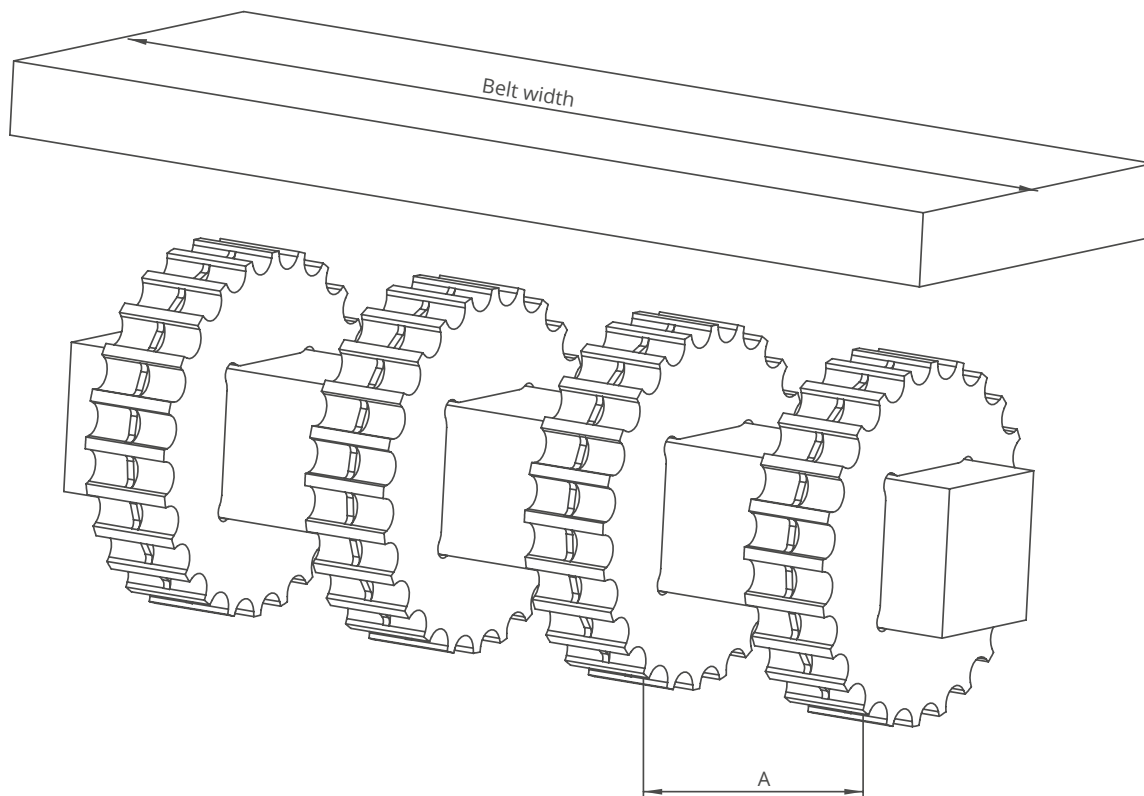
Sprockets Description			A		B		C		E		X	
Pitch Diameter		No. Teeth	Range (Bottom to Top)		Inch	mm	Inch	mm	Inch	mm	Inch	mm
Inch	mm		Inch	mm								
HC127 C												
2.40	61,1	15	1.06	26,8	1.24	31,5	1.36	34,5	1.52	38,5	0.31	8,0
2.56	65,1	16	1.13	28,8	1.32	33,5	1.51	38,3	1.60	40,6	0.31	8,0
2.72	69,1	17	1.21	30,8	1.40	35,5	1.66	42,2	1.68	42,7	0.31	8,0
2.87	73,1	18	1.29	32,8	1.48	37,5	1.83	46,5	1.76	44,6	0.31	8,0
3.03	77,2	19	1.37	34,8	1.56	39,5	1.94	49,4	1.84	46,7	0.31	8,0
3.83	97,3	24	1.77	44,9	1.95	49,5	2.75	69,8	2.24	56,9	0.31	8,0
5.73	145,7	36	2.74	69,5	2.93	74,5	4.69	119	3.21	81,5	0.31	8,0

HC127 C Series

Engineering Information



MODUTECH



HC127 C Serie / Sprockets Arrangement

Standard Belt Width		Number of sprockets per shaft		A (mm/inch)	
mm	inch	Drive Shaft	Return Shaft	Min.	Max.
101,6	4.0	2	2	50/2	100/4
203,2	8.0	3	2	50/2	100/4
304,8	12.0	4	3	50/2	100/4
406,4	16.0	5	3	50/2	100/4
508,0	20.0	6	4	50/2	100/4
609,6	24.0	7	5	50/2	100/4
711,2	28.0	8	6	50/2	100/4
812,8	32.0	9	7	50/2	100/4
914,4	36.0	10	8	50/2	100/4
1016,0	40.0	11	9	50/2	100/4
1117,6	44.0	12	9	50/2	100/4



MODUTECH®

SM127

Modular Belt Series

SM127 C


SM127 FG

SM127 CRV

Sprockets

Engineering Information







SM127 C

Modular Belt Series

- **Bakery Applications**

Row Dough Handling, Divider, Proofer Lines, Laminating Lines

- **Meat Applications**

Transfer - Crossover Conveyance and Metal Detectors

- **Seafood Applications**

Grading Lines and Weighing Lines

- **Beverage Applications**

Depalletizers, Accumulation Tables and Acceleration Lines

- **Fruits and Vegetables Applications**

Control and Sorting Tables

- **Can Manufacturing Applications**

Including Palletizers, Mass Handling and Accumulation Tables

- **Tire Manufacturing Applications**

Scalling, Marking, Sciver Cementing, Water Blow - Off,
Tire Transport Horizontal

- **Corrugated Applications**


Down Stackers, Corrugator Take Off, Transfer Car

SM127 C



MODUTECH

Pitch:	12,7 mm / 0.5 inch
Belt Surface:	Close, Smooth Surface
Minimum Width:	152,4 mm / 6.00 inch
Open Area (%):	0%
Flight:	No
Sidewall:	No
Pin:	Ø4,4 mm / 0.173 inch - Self Lock
Approved:	FDA and EU
Color:	Blue / White / Gray
Cleanability:	Good
Belt Thickness:	7,6 mm / 0.3 inch

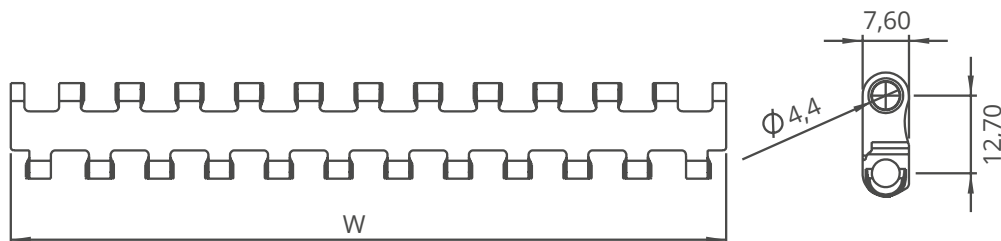


SM127 C Technical Information

Belt Material		POM	POM	POM	PP	PP
Pin Material		PA	POM	PP	PP	POM
Belt Strength	N/m lb/ft	22475 - 1540	22475 - 1540	22475 - 1540	12845 - 880	12845 - 880
Temperature	°C °F	-40 / +93 -40 / +200	-40 / +93 -40 / +200	+5 / +93 +40 / +200	+5 / +105 +40 / +220	+5 / +93 +40 / +200
Belt Weight	kg/m ² lb/sqft ²	6.2 / 1.27	6.2 / 1.27	6.2 / 1.27	4.3 / 0.88	4.3 / 0.88

Diameter of idling rollers (min.)		Diameter of support rollers (min.)		Diameter for gravity take up center drive rollers (min.)		Backbending radius for elevators without side guards or hold down devices (min.)		Backbending radius for elevators with side guards or hold down devices (min.)	
mm	inch	mm	inch	mm	inch	mm	inch	mm	inch
19	0.75	50	2	75	3	-	-	-	-

Belt Width mm	152,40	203,20	254,00	304,80	355,60	406,40	457,20	508,00	558,80	609,60	660,40	711,20	762,00	812,80	863,60	914,40	965,20
Belt Width inch	4.00	6.00	8.00	10.00	12.00	14.00	16.00	18.00	20.00	22.00	24.00	26.00	28.00	30.00	32.00	34.00	36.00
Belt Width mm	1016,00	1066,80	1117,60	1168,40													
Belt Width inch	38.00	40.00	42.00	44.00													



Product Features and Functional Benefits

- Less vibration in high speed and nosebar applications.
- Wear resistance in high speed applications with tight transfer.
- Unique sprocket engagement reduces pulsation.
- Tight transfer applications.
- Tight transfer and high speed conveyors.

Important Notes

- Standard belt increments 76,2 mm.
- Non-standard belt increments 12,7 mm.
- Please contact with customer service for precise belt measurements.
- Special raw materials and additional colors available.



SM127 FG

Modular Belt Series

- **Bakery Applications**

Divider, Oven Infeed-Outfeed, Cooling Lines, Coating-Glazing Lines, Freezing Lines, Metal Detector, Spiral Infeed-Outfeed, Conditioning Lines

- **Meat and Poultry Applications**

Transfer - Crossover Conveyance, Shrink Wrapping and Metal Detectors, Freezing Lines

- **Seafood Applications**

Control Table, Glazing and Metal Detector

- **Beverage Applications**

Can, Glass and PET Palletizing-Depalletizing,

- **Fruits and Vegetables Applications**

Sterilization Conveyance, Draining and Metal Detector

- **Can, Glass and PET Manufacturing Applications**

Washer infeed, accumulation tables and palletizing-depalletizing

- **Printing and Paper Applications**


Printing Machine Outfeed, Stacker Outfeed, Wrapping Machine Outfeed, Book Binding

- **Corrugated Applications**

Down Stackers, Stock Handling-Buffer, Transfer Cart, Strap Feed, Casemaker Feeder

SM127 FG

Pitch:	12,7 mm / 0.5 inch
Belt Surface:	Open, Smooth Surface
Minimum Width:	152,4 mm / 6.00 inch
Open Area (%):	22%. (Biggest opening 3,6 x 8,1 mm)
Flight:	No
Sidewall:	No
Pin:	Ø4,4 mm / 0.173 inch - Self Lock
Approved:	FDA and EU
Color:	Blue / White / Gray
Cleanability:	Excellent
Belt Thickness:	7,6 mm / 0.3 inch

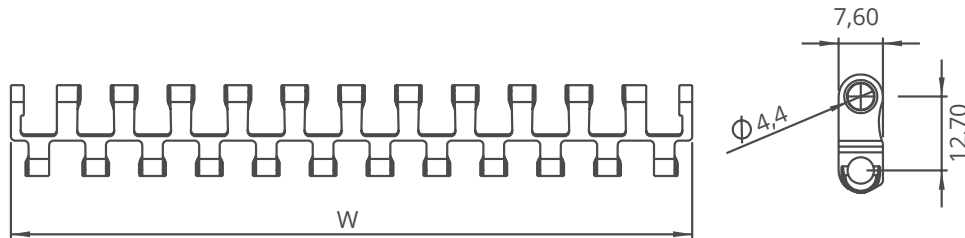


SM127 FG Technical Information

Belt Material		POM	POM	POM	PP	PP
Pin Material		PA	POM	PP	PP	POM
Belt Strength	N/m lb/ft	22475 - 1540	22475 - 1540	22475 - 1540	12845 - 880	12845 - 880
Temperature	°C °F	-40 / +93 -40 / +200	-40 / +93 -40 / +200	+5 / +93 +40 / +200	+5 / +105 +40 / +220	+5 / +93 +40 / +200
Belt Weight	kg/m ² lb/sqft ²	6.1 / 1.25	6.1 / 1.25	6.1 / 1.25	4.2 / 0.86	4.2 / 0.86

Diameter of idling rollers (min.)		Diameter of support rollers (min.)		Diameter for gravity take up center drive rollers (min.)		Backbending radius for elevators without side guards or hold down devices (min.)		Backbending radius for elevators with side guards or hold down devices (min.)	
mm	inch	mm	inch	mm	inch	mm	inch	mm	inch
19	0.75	50	2	75	3	-	-	-	-

Belth Width mm	152,40	203,20	254,00	304,80	355,60	406,40	457,20	508,00	558,80	609,60	660,40	711,20	762,00	812,80	863,60	914,40	965,20
Belth Width inch	4.00	6.00	8.00	10.00	12.00	14.00	16.00	18.00	20.00	22.00	24.00	26.00	28.00	30.00	32.00	34.00	36.00
Belth Width mm	1016,00	1066,80	1117,60	1168,40													
Belth Width inch	38.00	40.00	42.00	44.00													



Product Features and Functional Benefits

- Belt provides optimal open area for drainage and airflow.
- Less friction and product contact for easy cooking, cooling and freezing of products.
- Reduced dirt and oxide build due to self cleaning surface.

Important Notes

- Standard belt increments 76,2 mm.
- Non-standard belt increments 12,7 mm.
- Please contact with customer service for precise belt measurements.
- Special raw materials and additional colors available.



SM127 CRV

Modular Belt Series

- **Bakery Applications**

Divider, Oven Infeed-Outfeed, Cooling Lines, Coating-Glazing Lines, Freezing Lines, Metal Detector, Spiral Infeed-Outfeed, Conditioning Lines

- **Meat and Poultry Applications**

Transfer - Crossover Conveyance, Shrink Wrapping and Metal Detectors, Freezing Lines

- **Seafood Applications**

Control Table, Glazing and Metal Detector

- **Snack Food Applications**

Cooling Lines

- **Fruits and Vegetables Applications**

Sterilization Conveyance, Draining and Metal Detector

- **Packing Applications**


Check Weighs, Filling, Metal Detector, Palletizing-Depalletizing, Box Transport Horizontal

SM127 CRV



MODUTECH

Pitch:	12,7 mm / 0.5 inch
Belt Surface:	Open, Curve Top Surface
Minimum Width:	152,4 mm / 6.00 inch
Open Area (%):	22%. (Biggest opening 3,6 x 8,1 mm)
Flight:	No
Sidewall:	No
Pin:	Ø4,4 mm / 0.173 inch - Self Lock
Approved:	FDA and EU
Color:	Blue / White / Gray
Cleanability:	Excellent
Belt Thickness:	8,6 mm / 0.338 inch

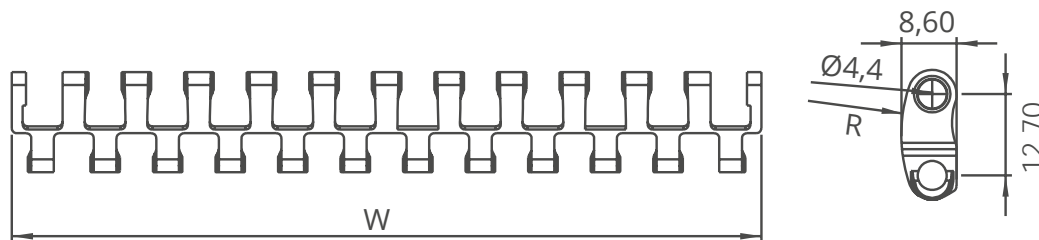


SM127 CRV Technical Information

Belt Material		POM	POM	POM	PP	PP
Pin Material		PA	POM	PP	PP	POM
Belt Strength	N/m lb/ft	22475 - 1540	22475 - 1540	22475 - 1540	12845 - 880	12845 - 880
Temperature	°C °F	-40 / +93 -40 / +200	-40 / +93 -40 / +200	+5 / +93 +40 / +200	+5 / +105 +40 / +220	+5 / +93 +40 / +200
Belt Weight	kg/m ² lb/sqft ²	6.3 / 1.30	6.3 / 1.30	6.3 / 1.30	4.4 / 0.91	4.4 / 0.91

Diameter of idling rollers (min.)		Diameter of support rollers (min.)		Diameter for gravity take up center drive rollers (min.)		Backbending radius for elevators without side guards or hold down devices (min.)		Backbending radius for elevators with side guards or hold down devices (min.)	
mm	inch	mm	inch	mm	inch	mm	inch	mm	inch
19	0.75	50	2	75	3	-	-	-	-

Belth Width mm	152,40	203,20	254,00	304,80	355,60	406,40	457,20	508,00	558,80	609,60	660,40	711,20	762,00	812,80	863,60	914,40	965,20
Belth Width inch	4.00	6.00	8.00	10.00	12.00	14.00	16.00	18.00	20.00	22.00	24.00	26.00	28.00	30.00	32.00	34.00	36.00
Belth Width mm	1016,00	1066,80	1117,60	1168,40													
Belth Width inch	38.00	40.00	42.00	44.00													



Product Features and Functional Benefits

- Curved top decreases contact area to reduce cooling and freezing time.
- Belt provides optimal open area for drainage and airflow.
- Less friction and product contact for easy cooking, cooling and freezing of products.
- Reduced dirt and oxide build due to self cleaning surface.

Important Notes

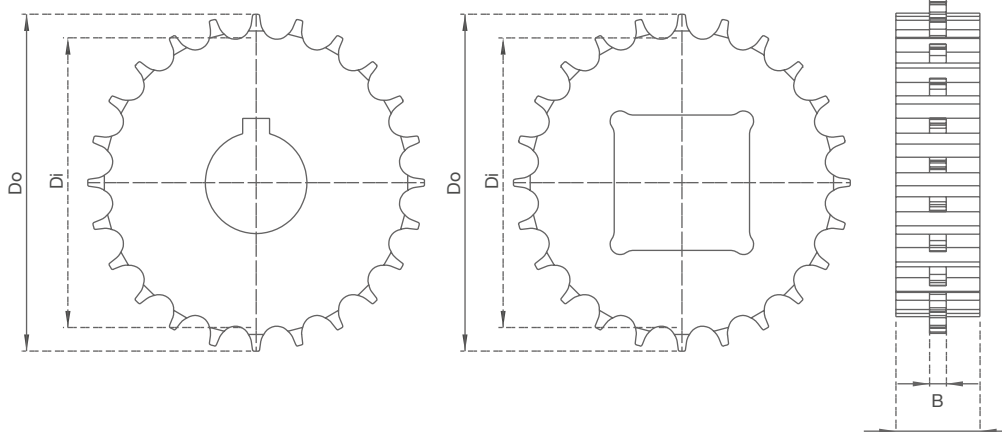
- Standard belt increments 76,2 mm.
- Non-standard belt increments 12,7 mm.
- Please contact with customer service for precise belt measurements.
- Special raw materials and additional colors available.

SM127 Series

Sprockets and Technical Specifications



Z24



SM127 Series / Machined Sprockets Dimensions

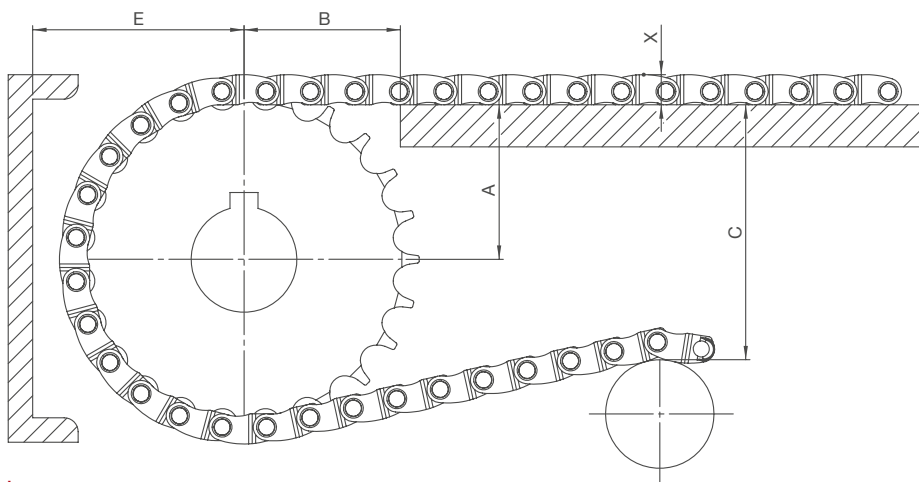
NO. TEETH	Di mm/inch	Do mm/inch	B mm/inch	A mm/inch	Square Bore (Q) mm/inch		Round Bore (R) mm/inch		PRODUCT CODE	
					mm	inch	mm	inch	Square Type (Q)	Round Type (R)
Z15	50,1 / 1.97	63,5 / 2.50	5 / 0.19	25 / 0.98	25	1	25-30	1-1.25	SM127SQZ15*POM	SM127SRZ15*POM
Z19	66,1 / 2.60	79,8 / 3.14	5 / 0.19	25 / 0.98	25	1	25-30	1-1.25	SM127SQZ19*POM	SM127SRZ19*POM
Z24	86,1 / 3.39	100,1 / 3.94	5 / 0.19	25 / 0.98	25-40	1-1.5	25-30	1-1.25	SM127SQZ24*POM	SM127SRZ24*POM
Z28	102,2 / 4.02	116,3 / 4.58	5 / 0.19	25 / 0.98	25-40	1-1.5	25-30	1-1.25	SM127SQZ28*POM	SM127SRZ28*POM
Z36	134,0 / 5.28	148,6 / 5.85	5 / 0.19	25 / 0.98	25-40	1-1.5	25-30	1-1.25	SM127SQZ36*POM	SM127SRZ36*POM

*All required sprockets produced by CNC. *Other sprockets and hub sizes are manufactured up to request.

*POM (Acetal) and PA (Polyamide) sprockets raw material is available on request.

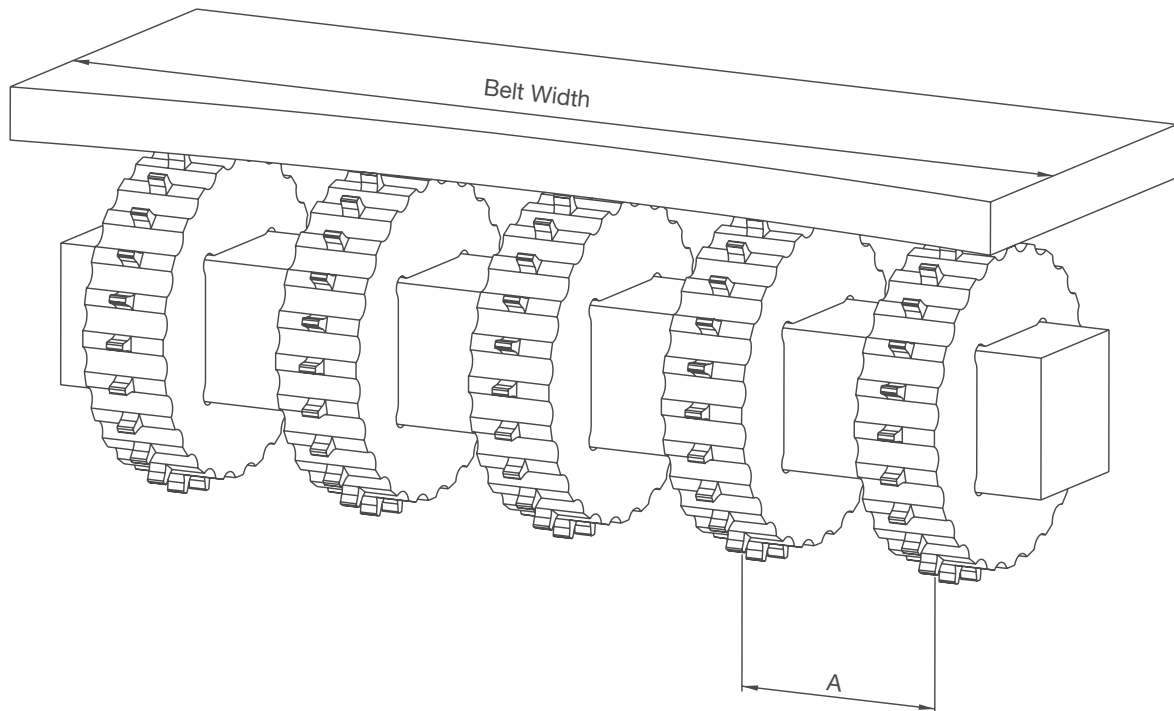
*Machined Split Sprockets are available for each size.

A - ± 0,031" (1mm) C - ± (Max.)
B - ± 0,125" (3mm) E - ± (Min.)



SM127 Series / Conveyor Frame Dimensions

Sprockets Description		A		B		C		E		X		
Pitch Diameter		Range (Bottom to Top)		inch	mm	inch	mm	inch	mm	inch	mm	
inch	mm	inch	mm									
SM127 C, SM127 FG												
2.30	58,5	15	1.01	25,7	1.19	30,2	1.89	48,1	1.49	38,1	0.30	7,6
2.95	74,9	19	1.33	33,9	1.52	38,5	2.58	65,5	1.84	46,3	0.30	7,6
3.73	94,7	24	1.72	43,8	1.91	48,4	3.41	86,5	2.27	56,2	0.30	7,6
4.37	111	28	2.04	51,9	2.23	56,6	4.06	103,2	2.62	64,4	0.30	7,6
5.61	142,5	36	2.67	67,7	2.85	72,3	5.48	139,1	3.31	75,1	0.30	7,6
SM127 CRV												
2.30	58,5	15	1.01	25,7	1.19	30,2	1.93	49,1	1.54	39,1	0.34	8,6
2.95	74,9	19	1.33	33,9	1.52	38,5	2.62	66,5	1.86	47,3	0.34	8,6
3.73	94,7	24	1.72	43,8	1.91	48,4	3.44	87,5	2.25	57,2	0.34	8,6
4.37	111	28	2.04	51,9	2.23	56,6	4.10	104,2	2.57	65,2	0.34	8,6
5.61	142,5	36	2.67	67,7	2.85	72,3	5.52	140,1	3.00	76,1	0.34	8,6



SM127 Series / Sprockets Arrangement

Standard Belt Width		Number of sprockets per shaft		A (mm/inch)	
mm	inch	Drive Shaft	Return Shaft	Min.	Max.
152,4	6.0	2	2	60/2.36	170/6.6
228,6	9.0	2	2	60/2.36	170/6.6
304,8	12.0	3	2	60/2.36	170/6.6
381,0	15.0	4	3	60/2.36	170/6.6
457,2	18.0	5	3	60/2.36	170/6.6
533,4	21.0	5	3	60/2.36	170/6.6
609,6	24.0	6	3	60/2.36	170/6.6
685,8	27.0	6	4	60/2.36	170/6.6
762,0	30.0	7	4	60/2.36	170/6.6
838,2	33.0	7	4	60/2.36	170/6.6
914,4	36.0	8	4	60/2.36	170/6.6
990,6	39.0	8	5	60/2.36	170/6.6
1066,8	42.0	9	5	60/2.36	170/6.6
1143,0	45.0	9	5	60/2.36	170/6.6
1219,2	48.0	10	5	60/2.36	170/6.6
1295,4	51.0	10	6	60/2.36	170/6.6
1371,6	54.0	11	7	60/2.36	170/6.6
1447,8	57.0	11	7	60/2.36	170/6.6
1524,0	60.0	12	7	60/2.36	170/6.6
1600,2	63.0	12	8	60/2.36	170/6.6
1676,4	66.0	12	8	60/2.36	170/6.6
1752,6	69.0	13	8	60/2.36	170/6.6
1828,8	72.0	14	9	60/2.36	170/6.6
1905,0	75.0	14	9	60/2.36	170/6.6
1981,2	78.0	15	10	60/2.36	170/6.6
2057,4	81.0	15	10	60/2.36	170/6.6

Note: Number of sprockets depends on the belt load.



MODUTECH®

XP254

Corrugated Belt Series

XP254 CR

XP254 FLT CR

Sprockets

Engineering Information







XP254 CR

Corrugated Belt Series

- Corrugated Cardbord Applications
- Down Stackers, Corrugator Take Off, Strap Feed




Safety first because Modutech cares about you!
 Non-Skid surface offers safety through walking for corrugated industry.

XP254 CR



MODUTECH

Pitch:	25,4 mm / 1 inch
Belt Surface:	Close, Non Slip Surface
Minimum Width:	76,2 mm / 3 inch
Open Area (%):	0%
Flight:	No
Sidewall:	No
Pin:	Ø4,5 mm / 0.177 inch - Self Lock
Approved:	No
Color:	Blue / Gray / Yellow / Red
Cleanability:	Good
Belt Thickness:	9,3 mm / 0.366 inch



XP254 CR Technical Information

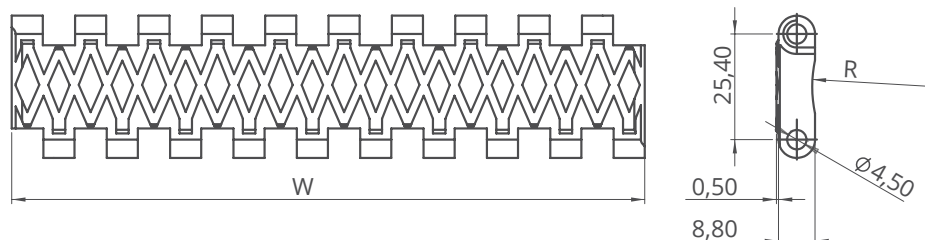
Belt Material		POM
Pin Material		PA
Belt Strength	N/m lb/ft	40250 - 2758
Temperature	°C °F	-40 / +93 -40 / +200
Belt Weight	kg/m ² lb/sqft ²	8.1 / 1.67

50mm Single Module Available.



Diameter of idling rollers (min.)		Diameter of support rollers (min.)		Diameter for gravity take up center drive rollers (min.)		Backbending radius for elevators without side guards or hold down devices (min.)		Backbending radius for elevators with side guards or hold down devices (min.)	
mm	inch	mm	inch	mm	inch	mm	inch	mm	inch
50	2	50	2	100	4	-	-	-	-

Belth Width mm	50,0	76,2	152,4	228,6	304,8	381,0	457,20	533,4	609,6	685,8	762,0	838,2	914,4	990,6	1066,8	1143,0	1219,2
Belth Width inch	1.97	3.00	6.00	9.00	12.00	15.00	18.00	21.00	24.00	27.00	30.00	33.00	36.00	39.00	42.00	45.00	48.00
Belth Width mm	1295,4	1371,6	1447,8	1524,0													
Belth Width inch	51.00	54.00	57.00	60.00													



Product Features and Functional Benefits

- Chamfered belt edges.
- Reinforced bottom surface - higher product load and longer conveyors.
- Unique sprocket engagement reduces pulsation and increases load capacity.
- Close transfer applications.
- Extra power, bi-directional belt for long conveyors.
- Safety walking top surface.

Important Notes

- Standard belt increments 76,2 mm.
- Please contact with customer service for precise belt measurements.
- Physical belt widths are generally 0.1% to 0.3% bigger.
- Special raw materials and additional colors available.



XP254 FLT CR

Corrugated Belt Series


- **Corrugated Cardbord Applications**
Down Stackers, Corrugator Take Off, Strap Feed

XP254 FLT CR



MODUTECH

Pitch:	25,4 mm / 1 inch
Belt Surface:	Close, Smooth Surface
Minimum Width:	76,2 mm / 3 inch
Open Area (%):	0%
Flight:	No
Sidewall:	No
Pin:	Ø4,5 mm / 0.177 inch - Self Lock
Approved:	FDA and EU
Color:	Blue / Gray / Yellow / Red
Cleanability:	Good
Belt Thickness:	8,8 mm / 0.346 inch

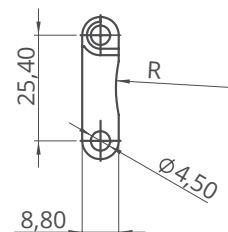
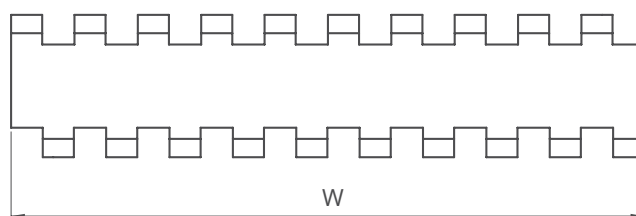


XP254 FLT CR Technical Information

Belt Material		POM
Pin Material		PA
Belt Strength	N/m lb/ft	40250 - 2758
Temperature	°C °F	-40 / +93 -40 / +200
Belt Weight	kg/m ² lb/sqft ²	8.1 / 1.67

Diameter of idling rollers (min.)		Diameter of support rollers (min.)		Diameter for gravity take up center drive rollers (min.)		Backbending radius for elevators without side guards or hold down devices (min.)		Backbending radius for elevators with side guards or hold down devices (min.)	
mm	inch	mm	inch	mm	inch	mm	inch	mm	inch
50	2	50	2	100	4	-	-	-	-

Belth Width mm	76,2	152,4	228,6	304,8	381,0	457,20	533,4	609,6	685,8	762,0	838,2	914,4	990,6	1066,8	1143,0	1219,2	1295,4
Belth Width inch	3.00	6.00	9.00	12.00	15.00	18.00	21.00	24.00	27.00	30.00	33.00	36.00	39.00	42.00	45.00	48.00	51.00
Belth Width mm	1371,6	1447,8	1524,0	1600,0													
Belth Width inch	54.00	57.00	60.00	63.00													



Product Features and Functional Benefits

- Chamfered belt edges.
- Reinforced bottom surface - higher product load and longer conveyors.
- Unique sprocket engagement reduces pulsation and increases load capacity.
- Close transfer applications.
- Extra power, bi-directional belt for long conveyors.

Important Notes

- **Standard belt increments 76,2 mm.**
- Please contact with customer service for precise belt measurements.
- Physical belt widths are generally 0.1% to 0.3% bigger.
- Special raw materials and additional colors available.

XP254

Modular Belt Series

XP254 C

XP254 PR 22%

XP254 FG

XP254 GT / Friction Top

XP254 BT / Ball Top

Sprockets & Accessories

Engineering Information



doc: 2

THE PEOPLE

THE PEOPLE



XP254 C

Modular Belt Series

- **Seafood Applications**

Inspection Tables, Grading Lines, Trim Lines

- **Bakery Applications**

Row Dough Handling, Cooling Lines, Packing Lines

- **Snack Food Applications**

Corn Processing

- **Fruits and Vegetables Applications**

Bulk Feeding, Elevator, Control - Sorting Table

- **Tire Manufacturing Applications**

Mixer Infeed - Outfeed, Calendaring Infeed, Extrusion Outfeed

- **Packaging Applications**

Labelling, Case Packers, Tray Packers, Palletizing - Depalletizing

- **Printing and Paper Applications**

Printing Machine Outfeed, Wrapping Machine Outfeed

- **Beverages and Bottling Applications**

Can Palletizing and Depalletizing, Glass Palletizing and Depalletizing,

Pet Palletizing and Depalletizing

- **Material Handling Applications**


Incline Applications, Palletizers, Packaging Lines

XP254 C



MODUTECH

Pitch:	25,4 mm / 1 inch
Belt Surface:	Close, Smooth Surface
Minimum Width:	76,2 mm / 3 inch
Open Area (%):	0%
Flight:	Yes
Sidewall:	Yes
Pin:	Ø4,5 mm / 0.177 inch - Self Lock
Approved:	FDA and EU
Color:	Blue / White / Gray
Cleanability:	Good
Belt Thickness:	8.8 mm / 0.346 inch

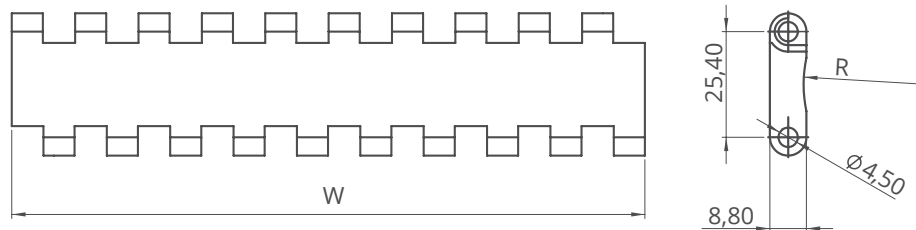


XP254 C Technical Information

Belt Material		POM	POM	POM	PP	PP	PE
Pin Material		PA	POM	PP	PP	POM	POM
Belt Strength	N/m lb/ft	30000 - 2055	30000 - 2055	30000 - 2055	17200 - 1178	18500 - 1267	9100 - 623
Temperature	°C °F	-40 / +93 -40 / +200	-40 / +93 -40 / +200	+5 / +93 +40 / +200	+5 / +105 +40 / +220	+5 / +93 +40 / +200	-40 / +65 +40 / +150
Belt Weight	kg/m ² lb/sqft ²	8.7 / 1.78	8.7 / 1.78	8.7 / 1.78	5.7 / 1.17	5.7 / 1.17	6.0 / 1.23

Diameter of idling rollers (min.)		Diameter of support rollers (min.)		Diameter for gravity take up center drive rollers (min.)		Backbending radius for elevators without side guards or hold down devices (min.)		Backbending radius for elevators with side guards or hold down devices (min.)	
mm	inch	mm	inch	mm	inch	mm	inch	mm	inch
50	2	50	2	100	4	150	6	250	10

Belth Width mm	76,2	152,4	228,6	304,8	381,0	457,20	533,4	609,6	685,8	762,0	838,2	914,4	990,6	1066,8	1143,0	1219,2	1371,6
Belth Width inch	3.00	6.00	9.00	12.00	15.00	18.00	21.00	24.00	27.00	30.00	33.00	36.00	39.00	42.00	45.00	48.00	54,00
Belth Width mm	1447,8	1524,0	1600,2														
Belth Width inch	57.00	60.00	63.00														



Product Features and Functional Benefits

- Unique sprocket engagement - higher product load and longer conveyors.
- Unique sprocket engagement reduces pulsation and increases load capacity.
- Close transfer applications.
- Extra power, bi-directional belt for long conveyors.
- Chamfered belt edges.

Important Notes

- **Standard belt increments 76,2 mm.**
- **Non-standard belt increments 15,2 mm.**
- Please contact with customer service for precise belt measurements.
- For PP material up to 750 mm (30") -3 mm to 0 mm and -0.4% to 0% for wider belts.
- For POM material up to 750 mm (30") -2 mm to 1 mm and -0.2% to 0.2% for wider belts.
- Special raw materials and additional colors available.



XP254 PR22%

Modular Belt Series

- **Meat and Poultry Applications**

General Conveyance and Breeding Lines

- **Fruit and Vegetable Application**

Elevators, Steam Peeler, Inspection Tables, Blanching Lines

- **Seafood Applications**

Elevators, Inspection Tables, Grading Lines, Trim Lines, Glazing Lines, Cooking Lines

- **Bakery Applications**

Row Dough Handling, Cooling Lines, Icing Lines, Packing Lines, Metal Detectors

XP254 PR22%



MODUTECH

Pitch:	25,4 mm / 1 inch
Belt Surface:	Open, Smooth Surface
Minimum Width:	76,2 mm / 3 inch
Open Area (%):	22%. (Biggest opening 9,44 x 3 mm)
Flight:	Yes
Sidewall:	Yes
Pin:	Ø4,5 mm / 0.177 inch - Self Lock
Approved:	FDA and EU
Color:	Blue / White / Gray
Cleanability:	Good
Belt Thickness:	8,8 mm / 0.346 inch

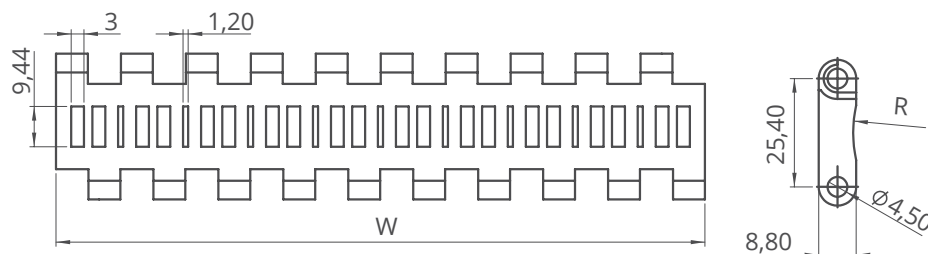


XP254 PR22% Technical Information

Belt Material		POM	POM	POM	PP	PP	PE
Pin Material		PA	POM	PP	PP	POM	POM
Belt Strength	N/m lb/ft	30000 - 2055	30000 - 2055	30000 - 2055	17000 - 1165	17000 - 1165	9100 - 623
Temperature	°C °F	-40 / +93 -40 / +200	-40 / +93 -40 / +200	+5 / +93 +40 / +200	+5 / +105 +40 / +220	+5 / +93 +40 / +200	-40 / +65 +40 / +150
Belt Weight	kg/m ² lb/sqft ²	7.9 / 1.62	7.9 / 1.62	7.9 / 1.62	4.9 / 1.00	4.9 / 1.00	5.2 / 1.07

Diameter of idling rollers (min.)		Diameter of support rollers (min.)		Diameter for gravity take up center drive rollers (min.)		Backbending radius for elevators without side guards or hold down devices (min.)		Backbending radius for elevators with side guards or hold down devices (min.)	
mm	inch	mm	inch	mm	inch	mm	inch	mm	inch
50	2	50	2	100	4	150	6	250	10

Belt Width mm	76,2	152,4	228,6	304,8	381,0	457,20	533,4	609,6	685,8	762,0	838,2	914,4	990,6	1066,8	1143,0	1219,2	1371,6
Belt Width inch	3.00	6.00	9.00	12.00	15.00	18.00	21.00	24.00	27.00	30.00	33.00	36.00	39.00	42.00	45.00	48.00	54,00
Belt Width mm	1447,8	1524,0	1600,2														
Belt Width inch	57.00	60.00	63.00														



Product Features and Functional Benefits

- Unique sprocket engagement - precise indexing, easy cleaning.
- Different openings to optimize performance in cooling and draining applications.
- Extra power, bi-directional belt for long conveyors.
- Unique sprocket engagement reduces pulsation and increases load capacity.
- Chamfered belt edges.

Important Notes

- Standard belt increments 76,2 mm.
- Non-standard belt increments 15,2 mm.
- Please contact with customer service for precise belt measurements.
- Physical belt widths are generally 0.1% to 0.3% smaller.
- Special raw materials and additional colors available.



XP254 FG

Modular Belt Series

- **Seafood Applications**

Breeding Machines, Draining Lines, Glazing Lines, Elevators, Freezing Lines

- **Snack Food Applications**

Proofer Lines, Boiler Infeed, Oven Infeed - Outfeed, Cooling Lines

- **Fruits and Vegetables Applications**

Prewashing - Rinsing, Draining, Blanching Lines, Elevators

- **Packaging Applications**

Filling, Accumulation Palletizing - Depalletizing, Box Transfer

- **Textile Applications**


Cutter, Dyeing

XP254 FG



MODUTECH

Pitch:	25,4 mm / 1 inch
Belt Surface:	Open, Smooth Surface
Minimum Width:	76,2 mm / 3 inch
Open Area (%):	28%. (Biggest opening 8,44 x 9,44 mm)
Flight:	Yes
Sidewall:	Yes
Pin:	Ø4,5 mm / 0.177 inch - Self Lock
Approved:	FDA and EU
Color:	Blue / White / Gray
Cleanability:	Good
Belt Thickness:	8,8 mm / 0.346 inch

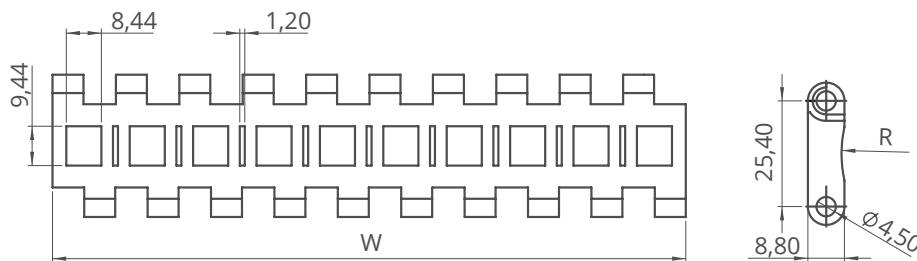


XP254 FG Technical Information

Belt Material		POM	POM	POM	PP	PP	PE
Pin Material		PA	POM	PP	PP	POM	POM
Belt Strength	N/m lb/ft	30000 - 2055	30000 - 2055	30000 - 2055	17200 - 1165	17000 - 1165	9100 - 623
Temperature	°C °F	-40 / +93 -40 / +200	-40 / +93 -40 / +200	+5 / +93 +40 / +200	+5 / +105 +40 / +220	+5 / +93 +40 / +200	-40 / +65 +40 / +150
Belt Weight	kg/m ² lb/sqft ²	7.9 / 1.62	7.9 / 1.62	7.9 / 1.62	4.9 / 1.00	4.9 / 1.00	5.2 / 1.07

Diameter of idling rollers (min.)		Diameter of support rollers (min.)		Diameter for gravity take up center drive rollers (min.)		Backbending radius for elevators without side guards or hold down devices (min.)		Backbending radius for elevators with side guards or hold down devices (min.)	
mm	inch	mm	inch	mm	inch	mm	inch	mm	inch
50	2	50	2	100	4	150	6	250	10

Belth Width mm	76,2	152,4	228,6	304,8	381,0	457,20	533,4	609,6	685,8	762,0	838,2	914,4	990,6	1066,8	1143,0	1219,2	1295,4
Belth Width inch	3.00	6.00	9.00	12.00	15.00	18.00	21.00	24.00	27.00	30.00	33.00	36.00	39.00	42.00	45.00	48.00	51,00
Belth Width mm	1371,6	1447,8	1524,0	1600,2													
Belth Width inch	54.00	57.00	60.00	63.00													



Product Features and Functional Benefits

- Unique sprocket engagement - precise indexing, easy cleaning.
- Different openings to optimize performance in cooling and draining applications.
- Extra power, bi-directional belt for long conveyors.
- Unique sprocket engagement reduces pulsation and increases load capacity.
- Chamfered belt edges.

Important Notes

- **Standard belt increments 76,2 mm.**
- **Non-standard belt increments 15,2 mm.**
- Please contact with customer service for precise belt measurements.
- Physical belt widths are generally 0.1% to 0.3% smaller.
- Special raw materials and additional colors available.



XP254 GT

Friction Top

Modular Belt Series

- **Snack Food Applications**

Incline - Decline Lines, Container Conveyance

- **Packaging Applications**

Box Incline - Decline Lines

- **Beverage Applications**

Incline - Decline Lines, Filling, Box Transfer

- **Material Handling Applications**

Incline Applications, Palletizers, Packaging Lines

XP254 GT (Friction Top)



MODUTECH

Pitch:	25,4 mm / 1 inch
Belt Surface:	Close, Friction Surface
Minimum Width:	76,2 mm / 3 inch
Open Area (%):	0%
Flight:	Yes
Sidewall:	Yes
Pin:	Ø4,5 mm / 0.177 inch - Self Lock
Approved:	FDA and EU
Color:	Blue / White
Cleanability:	Good
Belt Thickness:	11,8 mm / 0.465 inch

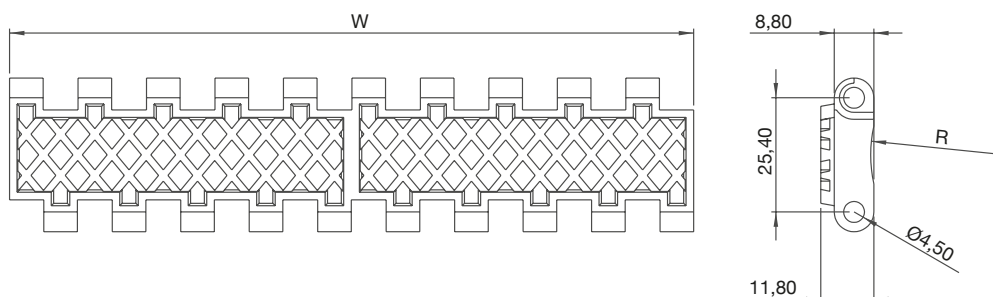


XP254 GT Technical Information

Belt Material		PP	PP
Rubber Material		TPE	
Pin Material		PP	POM
Belt Strength	N/m lb/ft	16200 - 1110	16200 - 1110
Temperature	°C °F	+5 / +60 +40 / +140	+5 / +60 +40 / +140
Belt Weight	kg/m ² lb/sqft ²	6.9 / 1.42	6.9 / 1.42

Diameter of idling rollers (min.)		Diameter of support rollers (min.)		Diameter for gravity take up center drive rollers (min.)		Backbending radius for elevators without side guards or hold down devices (min.)		Backbending radius for elevators with side guards or hold down devices (min.)	
mm	inch	mm	inch	mm	inch	mm	inch	mm	inch
50	2	50	2	100	4	150	6	250	10

Belt Width mm	152,4	203,2	254,0	304,8	355,6	406,4	457,2	508,0	558,8	609,6	660,4	711,2	762,0	812,8	863,6	914,4	965,2
Belt Width inch	6.00	8.00	10.00	12.00	14.00	16.00	18.00	20.00	22.00	24.00	26.00	28.00	30.00	32.00	34.00	36.00	38.00
Belt Width mm	1016,0	1066,8	1117,6	1168,4													
Belt Width inch	40.00	42.00	44.00	46.00													



Product Features and Functional Benefits

- Unique sprocket engagement - higher product load and longer conveyors.
- Unique sprocket engagement reduces pulsation and increases load capacity.
- Unique rubber top eliminates wear and increases friction in incline-decline applications.
- Extra power, bi-directional belt for long conveyors.
- Chamfered belt edges.

Important Notes

- Standard belt increments 76,2 mm.
- Non-standard belt increments 15,2 mm.
- Please contact with customer service for precise belt measurements.
- Physical belt widths are generally 0.1% to 0.3% smaller.
- Special raw materials and additional colors available.



XP254 BT

Ball Top

Modular Belt Series

- **Logistic Centers Applications**

Material Handling, Sorting, Packaging

- **Corrugated Cardbord Applications**


Down Stackers, Corrugator Take Off, Strap Feed

XP254 BT (Ball Top)



MODUTECH

Pitch:	25,4 mm / 1 inch
Belt Surface:	Close, Ball Top Surface
Minimum Width:	76,2 mm / 3 inch
Open Area (%):	0%
Flight:	No
Sidewall:	No
Pin:	Ø4,5 mm / 0.177 inch - Self Lock
Approved:	FDA and EU
Color:	Blue / Gray
Cleanability:	Good
Belt Thickness:	12,7 mm / 0.5 inch
Ball Material:	SpeTechPA®

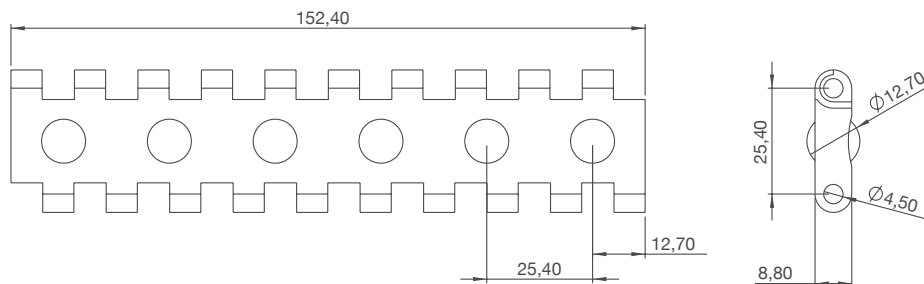


XP254 BT Technical Information

Belt Material		POM
Ball Material		PA
Pin Material		PA
Belt Strength	N/m lb/ft	29500 - 1984
Temperature	°C °F	-40 / +93 -40 / +200
Belt Weight	kg/m ² lb/sqft ²	9.6 / 1.97

Diameter of idling rollers (min.)		Diameter of support rollers (min.)		Diameter for gravity take up center drive rollers (min.)		Backbending radius for elevators without side guards or hold down devices (min.)		Backbending radius for elevators with side guards or hold down devices (min.)	
mm	inch	mm	inch	mm	inch	mm	inch	mm	inch
50	2	50	2	100	4	-	-	-	-

Belth Width mm	152,4	228,6	304,8	381,0	457,2	533,4	609,6	685,8	762,0	838,2	914,4	990,6	1066,8	1143,0	1219,2	1295,4	1371,6
Belth Width inch	6.00	9.00	12.00	15.00	18.00	21.00	24.00	27.00	30.00	33.00	36.00	39.00	42.00	45.00	48.00	51.00	54.00
Belth Width mm	1447,8	1524,0	1600,2	1676,4													
Belth Width inch	57.00	60.00	63.00	66.00													



Product Features and Functional Benefits

- Unique sprocket engagement - higher product load and longer conveyors.
- Unique sprocket engagement reduces pulsation and increases load capacity.
- Designed for **multi-directional** product handling.
- Extra power, bi-directional belt for long conveyors.
- Chamfered belt edges.

Important Notes

- **Standard belt increments 76,2 mm.**
- Please contact with customer service for precise belt measurements.
- Physical belt widths are generally 0.1% to 0.3% bigger.
- Special raw materials and additional colors available.

XP254 Series

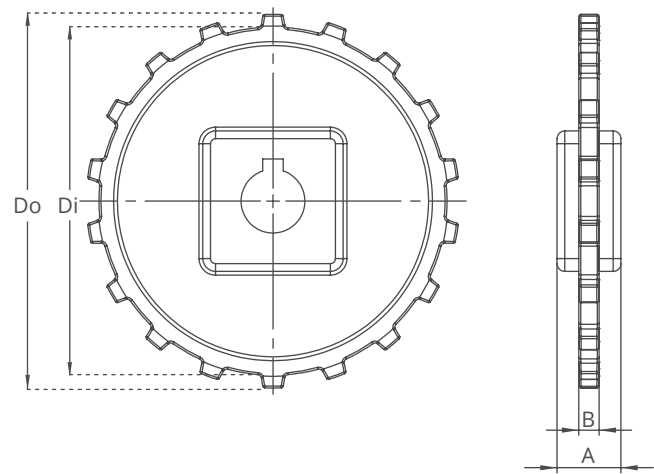
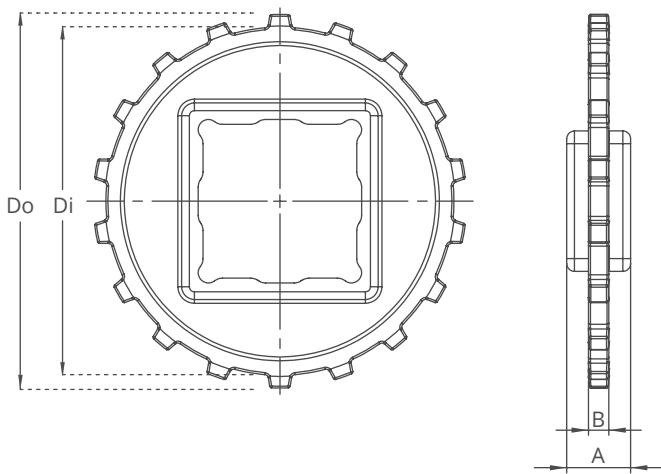
Sprockets and Technical Specifications



Z18



Z18



- Split moulded sprockets are available for XP254 Z15 & Z18!

XP254 Series / Standard Sprockets Dimensions

NO. TEETH	Di mm/inch	Do mm/inch	B mm/inch	A mm/inch	Square Bore (Q)		Round Bore (R)		PRODUCT CODE	
					mm/inch	mm/inch	mm/inch	mm/inch	Square Type (Q)	Round Type (R)
Z8	53,2 / 2.09	64,0 / 2.52	8 / 0.31	25 / 0.98	25	-	25-30	1-1.25	XP254SQZ8*PA	XP254SRZ8*PA
Z10	71,5 / 2.82	81,2 / 3.2	8 / 0.31	25 / 0.98	25-40	1-1.5	25-30	1-1.25	XP254SQZ10*PA	XP254SRZ10*PA
Z12	88,1 / 3.50	98,1 / 3.86	8 / 0.31	25 / 0.98	40	1.5	25-30	1-1.25	XP254SQZ12*PA	XP254SRZ12*PA
Z15	112,8 / 4.44	122,4 / 4.82	8 / 0.31	25 / 0.98	40-60	1.5-2.5	25-30	1-1.25	XP254SQZ15*PA	XP254SRZ15*PA
Z18	136,4 / 5.37	146,4 / 5.76	8 / 0.31	25 / 0.98	40-60	1.5-2.5	25-30	1-1.25	XP254SQZ18*PA	XP254SRZ18*PA

*Other sprockets and hub sizes are manufactured up to request. *POM (Acetal) and PP (Polypropylene) sprockets raw material is available on request.


*Machined Split Sprockets are available for each size.




Clamp



Machined Split Sprocket



Moulded Sprocket



Machined Sprocket

XP254 Series

Accessories and Technical Specifications

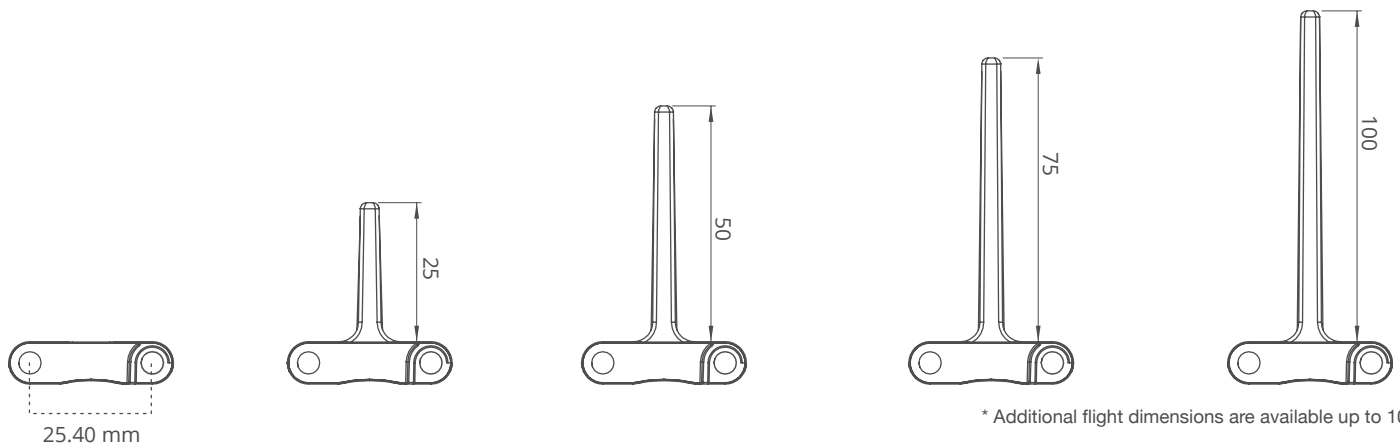


MODUTECH

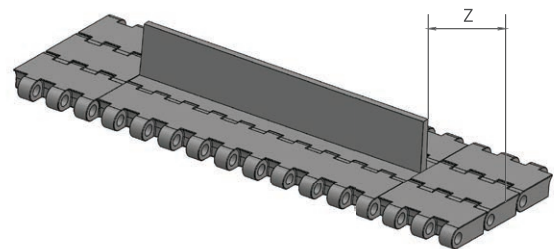
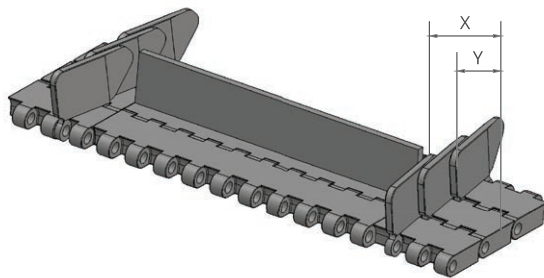


XP254 Series / Flight & Sidewall Dimensions

XP254 Series / Flights & Sidewalls				
PRODUCT CODE	Flight Height (mm/inch)	Flight Width (mm/inch)	PRODUCT CODE	Sidewall Height (mm/inch)
-	-	-	XP254SW12.7	12,7 / 0,5
XP254T25	25 / 1	152,4 / 6	XP254SW25	25 / 1
XP254T50	50 / 2	152,4 / 6	XP254SW50	50 / 2
XP254T75	75 / 3	152,4 / 6	XP254SW75	75 / 3
XP254T100	100 / 4	152,4 / 6	XP254SW100	100 / 4



* Additional flight dimensions are available up to 100 mm.



XP254 Series / Flight & Sidewall Technical Specifications

Possible Sidewall and Flights Indents	X		Y		Z	
	mm	inch	mm	inch	mm	inch
Standard, module cutting	24,1	0,95	13,7	0,54	30,5	1,20
Non-Standard, module cutting	31,9	1,25	21,5	0,84	38,1	1,50
Standard, module cutting	39,3	1,55	28,9	1,14	45,7	1,80
Non-Standard, module cutting	47,1	1,85	36,7	1,44	53,3	2,10
Standard, no module cutting	54,6	2,15	44,2	1,74	61,0	2,40

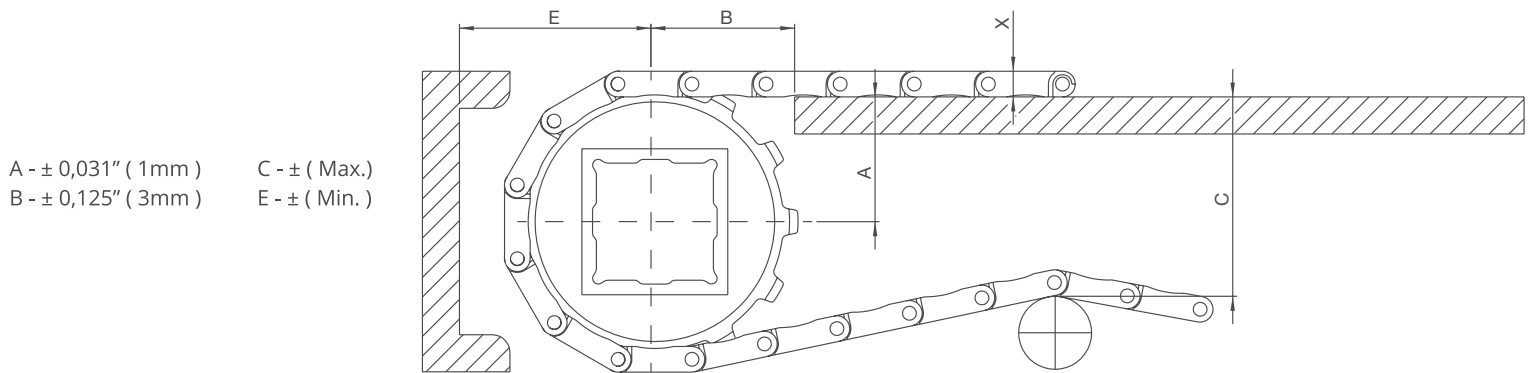
Note: Gap between flight and sidewall minimum 2-3 mm

Gap between flight and sidewall maximum 10 mm

*Non-standard flight indent is on request.

XP254 Series

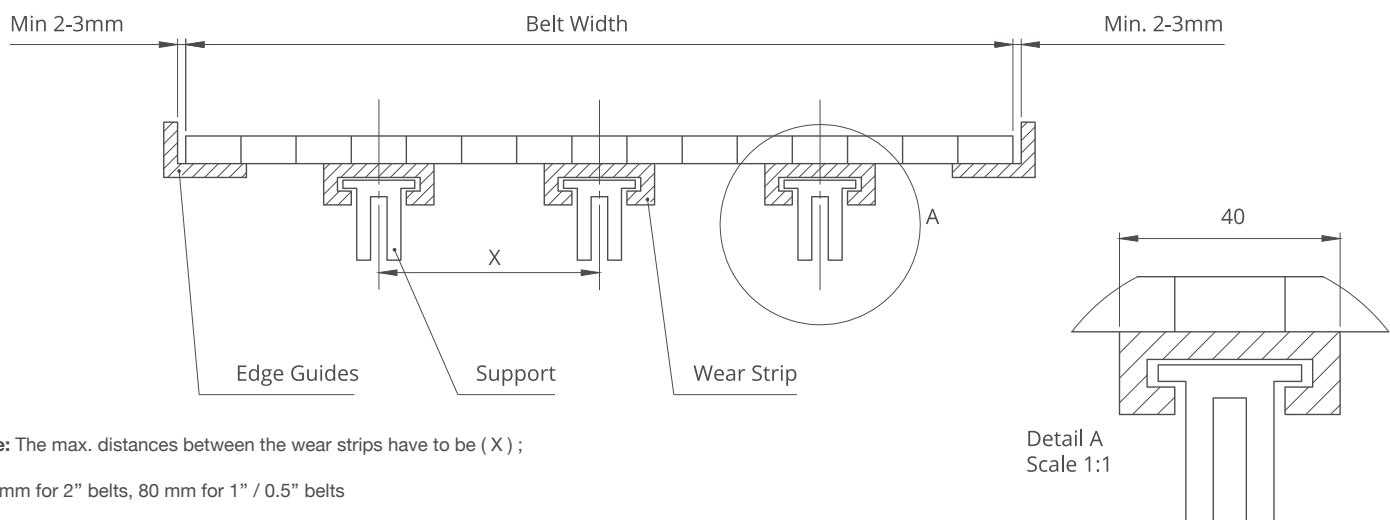
Engineering Information



XP254 Series / Conveyor Frame Dimensions

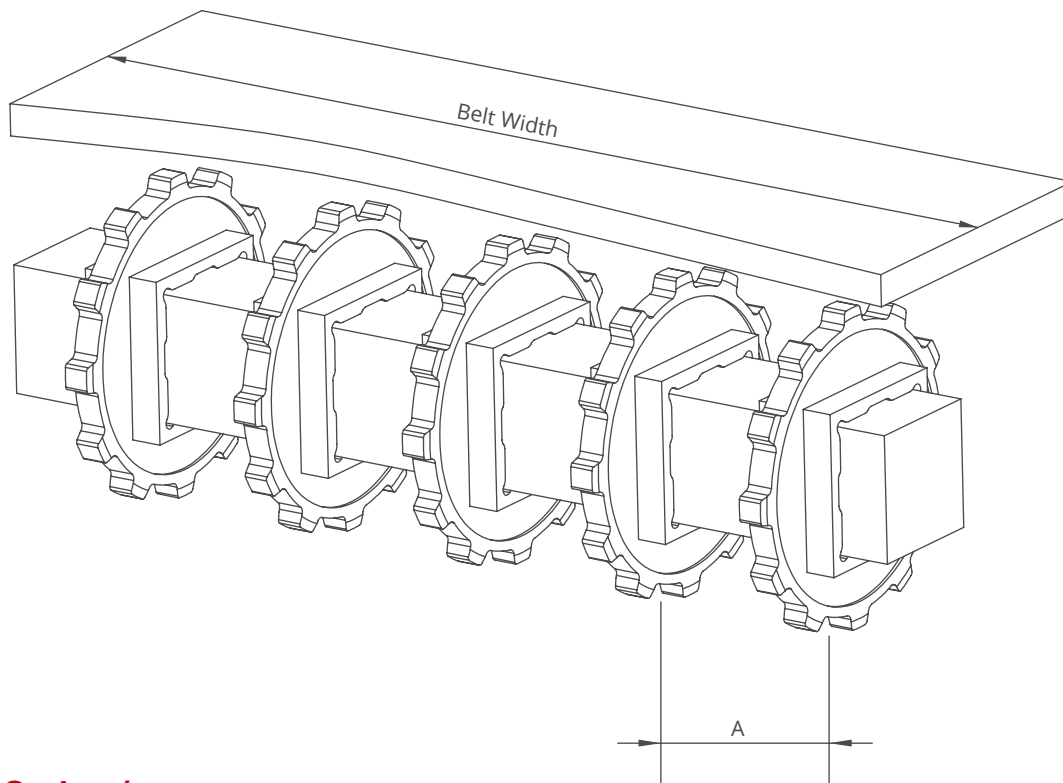
Sprockets Description			A		B		C		E		X	
Pitch Diameter		No. Teeth	Range (Bottom to Top)		inch	mm	inch	mm	inch	mm	inch	mm
inch	mm		inch	mm								
XP254 FLT CR, XP254 C, XP254 FG, XP254 PR22%												
2.32	59,0	8	1.17	29,8	1.43	36,5	1.94	49,3	1.91	48,6	0.35	8,8
2.99	76,0	10	1.47	37,0	1.69	42,9	2.57	65,4	2.21	56,2	0.35	8,8
3.59	91,2	12	1.79	45,5	1.86	47,3	3.19	81,1	2.53	64,3	0.35	8,8
4.65	118,0	15	2.22	56,3	2.13	54,1	4.15	105,3	2.96	75,1	0.35	8,8
5.67	144,0	18	2.71	69,0	2.31	58,7	5.16	131,0	3.45	87,8	0.35	8,8
XP254 CR												
2.32	59,0	8	1.17	29,8	1.44	36,5	1.94	49,3	1.91	48,6	0.37	9,3
2.99	76,0	10	1.47	37,0	1.69	42,9	2.57	65,4	2.21	56,2	0.37	9,3
3.59	91,2	12	1.79	45,5	1.86	47,3	3.19	81,1	2.53	64,3	0.37	9,3
4.65	118,0	15	2.22	56,3	2.13	54,1	4.15	105,3	2.96	75,1	0.37	9,3
5.67	144,0	18	2.71	69,0	2.31	58,7	5.16	131,0	3.45	87,8	0.37	9,3
XP254 GT												
2.32	59,0	8	1.17	29,8	1.43	36,5	2.06	52,3	2.03	51,6	0.46	11,8
2.99	76,0	10	1.47	37,0	1.69	42,9	2.69	68,3	2.33	59,2	0.46	11,8
3.59	91,2	12	1.79	45,5	1.86	47,3	3.32	84,3	2.65	67,3	0.46	11,8
4.65	118,0	15	2.22	56,3	2.13	54,1	4.26	108,3	3.07	78,1	0.46	11,8
5.67	144,0	18	2.71	69,0	2.31	58,7	5.27	134,0	3.57	90,8	0.46	11,8
XP254 BT												
2.32	59,0	8	1.17	29,8	1.44	36,5	1.94	49,3	2.03	51,6	0.50	12,7
2.99	76,0	10	1.47	37,0	1.69	42,9	2.57	65,4	2.33	59,2	0.50	12,7
3.59	91,2	12	1.79	45,5	1.86	47,3	3.19	81,1	2.65	67,3	0.50	12,7
4.65	118,0	15	2.22	56,3	2.13	54,1	4.15	105,3	3.07	78,1	0.50	12,7
5.67	144,0	18	2.71	69,0	2.31	58,7	5.16	131,0	3.57	90,8	0.50	12,7

XP254 Series / Slider Support System For Straight Running Belts



Note: The max. distances between the wear strips have to be (X) ;

125 mm for 2" belts, 80 mm for 1" / 0.5" belts



XP254 Series / Sprockets Arrangement

Standard Belt Width		Number of sprockets per shaft		A (mm/inch)	
mm	inch	Drive Shaft	Return Shaft	Min.	Max.
152,4	6.0	2	2	60/2.36	170/6.6
228,6	9.0	2	2	60/2.36	170/6.6
304,8	12.0	3	2	60/2.36	170/6.6
381,0	15.0	4	3	60/2.36	170/6.6
457,2	18.0	5	3	60/2.36	170/6.6
533,4	21.0	5	3	60/2.36	170/6.6
609,6	24.0	6	3	60/2.36	170/6.6
685,8	27.0	6	4	60/2.36	170/6.6
762,0	30.0	7	4	60/2.36	170/6.6
838,2	33.0	7	4	60/2.36	170/6.6
914,4	36.0	8	4	60/2.36	170/6.6
990,6	39.0	8	5	60/2.36	170/6.6
1066,8	42.0	9	5	60/2.36	170/6.6
1143,0	45.0	9	5	60/2.36	170/6.6
1219,2	48.0	10	5	60/2.36	170/6.6
1295,4	51.0	10	6	60/2.36	170/6.6
1371,6	54.0	11	7	60/2.36	170/6.6
1447,8	57.0	11	7	60/2.36	170/6.6
1524,0	60.0	12	7	60/2.36	170/6.6
1600,2	63.0	12	8	60/2.36	170/6.6
1676,4	66.0	12	8	60/2.36	170/6.6
1752,6	69.0	13	8	60/2.36	170/6.6
1828,8	72.0	14	9	60/2.36	170/6.6
1905,0	75.0	14	9	60/2.36	170/6.6
1981,2	78.0	15	10	60/2.36	170/6.6
2057,4	81.0	15	10	60/2.36	170/6.6

Note: Number of sprockets depends on the belt load.

EC254

Modular Belt Series

EC254 C

EC254 GT / Friction Top

EC254 PR16%

EC254 NT

Sprockets & Accessories

Engineering Information







EC254 C

Modular Belt Series

- **Meat (Beef and Pork) Applications**

Fat - Trim Lines, General Conveyence, Packing Lines, Elevator

- **Poultry Applications**

Debonning, Trim Lines, Offal - Feather Lines, Grading Lines, Freezing Lines, Elevator

- **Seafood Applications**

Inspection Tables, Grading Lines, Trim Lines

- **Bakery Applications**

Row Dough Handling, Cooling Lines, Packing Lines

- **Snack Food Applications**

Corn Processing

- **Fruits and Vegetables Applications**

Bulk Feeding, Elevator, Control - Sorting Table

- **Packaging Applications**


Labelling, Palletizing - Depalletizing

EC254 C



MODUTECH

Pitch:	25,4 mm / 1 inch
Belt Surface:	Close, Smooth Surface
Minimum Width:	152,4 mm / 6 inch
Open Area (%):	0%
Flight:	Yes
Sidewall:	Yes
Pin:	Ø5 mm / 0.197 inch - Self Lock
Approved:	FDA and EU
Color:	Blue / White
Cleanability:	Excellent
Belt Thickness:	10 mm / 0.394 inch

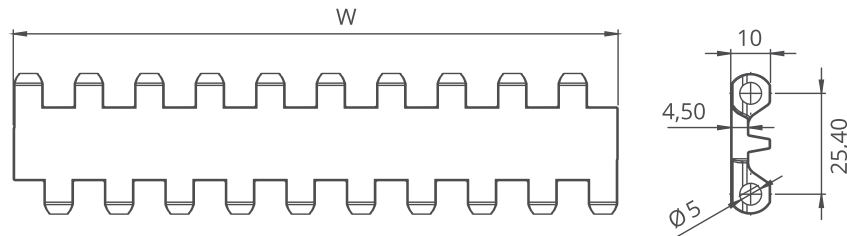


EC254 C Technical Information

Belt Material		POM	POM	POM	PP	PP	PE
Pin Material		PA	POM	PP	PP	POM	POM
Belt Strength	N/m lb/ft	21900 - 1500	21900 - 1500	16000 - 1096	14000 - 959	14000 - 959	8000 - 548
Temperature	°C °F	-40 / +93 -40 / +200	-40 / +93 -40 / +200	+5 / +93 +40 / +200	+5 / +105 +40 / +220	+5 / +93 +40 / +200	-40 / +65 +40 / +150
Belt Weight	kg/m ² lb/sqft ²	7.3 / 1.49	7.3 / 1.49	7.3 / 1.49	4.9 / 1.00	4.9 / 1.00	5.2 / 1.05

Diameter of idling rollers (min.)		Diameter of support rollers (min.)		Diameter for gravity take up center drive rollers (min.)		Backbending radius for elevators without side guards or hold down devices (min.)		Backbending radius for elevators with side guards or hold down devices (min.)	
mm	inch	mm	inch	mm	inch	mm	inch	mm	inch
50	2	50	2	100	4	150	6	250	10

Belth Width mm	76,2	152,4	228,6	304,8	381,0	457,20	533,4	609,6	685,8	762,0	838,2	914,4	990,6	1066,8	1143,0	1219,2	1295,4
Belth Width inch	3.00	6.00	9.00	12.00	15.00	18.00	21.00	24.00	27.00	30.00	33.00	36.00	39.00	42.00	45.00	48.00	51,00
Belth Width mm	1371,6	1447,8	1524,0	1600,2													
Belth Width inch	54.00	57.00	60.00	63.00													



Product Features and Functional Benefits

- Easy to clean reduces downtime for cleaning time 70%.
- Unique sprocket engagement - higher product load and longer conveyors.
- Close transfer applications.
- Reduces bacteria growth.

Important Notes

- **Standard belt increments 76,2 mm.**
- **Non-standard belt increments 15,2 mm.**
- Please contact with customer service for precise belt measurements.
- Physical belt widths are generally 0.1% to 0.3% smaller.
- For PE material up to 750 mm (30") -5 mm to -1 mm and -0.75% to -0.35% for wider belts.
- For PP material up to 750 mm (30") -3 mm to 0 mm and -0.4% to 0% for wider belts.
- Special raw materials and additional colors available.
- For POM material up to 750 mm (30") -4 mm to 0mm and -0.3% to -0.1% for wider belts.



EC254 GT

Friction Top

Modular Belt Series

- **Meat (Beef and Pork) Applications**

Fat - Trim Lines, General Conveyence, Packing Lines, Elevator

- **Poultry Applications**

Debonning, Trim Lines, Offal - Feather Lines, Grading Lines, Freezing Lines, Elevator

- **Seafood Applications**

Inspection Tables, Grading Lines, Trim Lines

- **Bakery Applications**

Row Dough Handling, Cooling Lines, Packing Lines

- **Snack Food Applications**

Corn Processing

- **Fruits and Vegetables Applications**

Bulk Feeding, Elevator, Control - Sorting Table

- **Packaging Applications**


Labelling, Palletizing - Depalletizing

EC254 GT (Friction Top)



MODUTECH

Pitch:	25,4 mm / 1 inch
Belt Surface:	Close, Friction Surface
Minimum Width:	152,4 mm / 6 inch
Open Area (%):	0%
Flight:	Yes
Sidewall:	Yes
Pin:	Ø5 mm / 0.197 inch - Self Lock
Approved:	FDA and EU
Color:	Blue / White
Cleanability:	Excellent
Belt Thickness:	13,5 mm / 0.53 inch

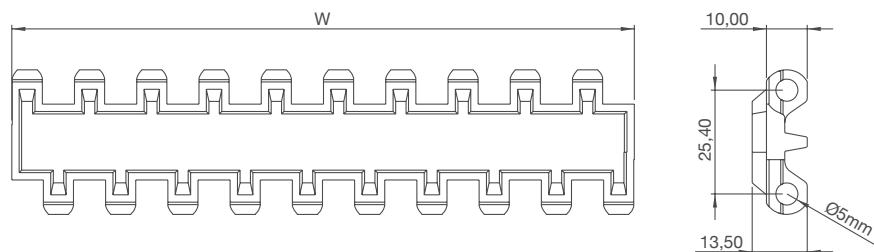


EC254 GT Technical Information

Belt Material		PP	PP
Rubber Material		TPE	
Pin Material		PP	POM
Belt Strength	N/m lb/ft	14000 - 959	14000 - 959
Temperature	°C °F	+5 / +60 +40 / +140	+5 / +60 +40 / +140
Belt Weight	kg/m ² lb/sqft ²	5.2 / 1.05	5.2 / 1.05

Diameter of idling rollers (min.)		Diameter of support rollers (min.)		Diameter for gravity take up center drive rollers (min.)		Backbending radius for elevators without side guards or hold down devices (min.)		Backbending radius for elevators with side guards or hold down devices (min.)	
mm	inch	mm	inch	mm	inch	mm	inch	mm	inch
50	2	50	2	100	4	150	6	250	10

Belth Width mm	152,4	203,6	254,0	355,6	406,4	508,0	558,8	609,6	660,4	711,2	762,0	812,8	863,6	914,4	965,2	1016,8	1066,8
Belth Width inch	3.00	6.00	9.00	12.00	15.00	18.00	21.00	24.00	27.00	30.00	33.00	36.00	39.00	42.00	45.00	48.00	51.00
Belth Width mm	1117,6	1168,4															
Belth Width inch	54.00	57.00															



Product Features and Functional Benefits

- Easy to clean reduces downtime for cleaning time 70%.
- Unique sprocket engagement - higher product load and longer conveyors.
- Unique rubber top eliminates wear and increases friction in incline-decline applications.

Important Notes

- **Standard belt increments 76,2 mm.**
- **Non-standard belt increments 15,2 mm.**
- Please contact with customer service for precise belt measurements.
- Physical belt widths are generally 0.1% to 0.3% smaller.
- Special raw materials and additional colors available.
- For PP material up to 750 mm (30") -1 mm to 2 mm and 0% to 0.45% for wider belts.



EC254 PR16%

Modular Belt Series

- **Meat and Poultry Applications**

General Conveyance and Breeding Lines

- **Fruit and Vegetable Applications**

Including Elevators, Steam Peeler, Inspection Tables

- **Seafood Applications**

Including Elevators, Inspection Tables, Grading Lines,

Trim Lines, Glazing Lines, Cooking Lines

- **Bakery Applications**

Including Raw Dough Handling, Cooling Lines,

Icing Lines, Packing Lines, Metal Detectors

EC254 PR16%



MODUTECH

Pitch:	25,4 mm / 1 inch
Belt Surface:	Open, Smooth Surface
Minimum Width:	152,4 mm / 6 inch
Open Area (%):	16%. (Biggest opening 2,5 x 4,5 mm)
Flight:	Yes
Sidewall:	Yes
Pin:	Ø5 mm / 0.197 inch - Self Lock
Approved:	FDA and EU
Color:	Blue / White
Cleanability:	Excellent
Belt Thickness:	10 mm / 0.394 inch

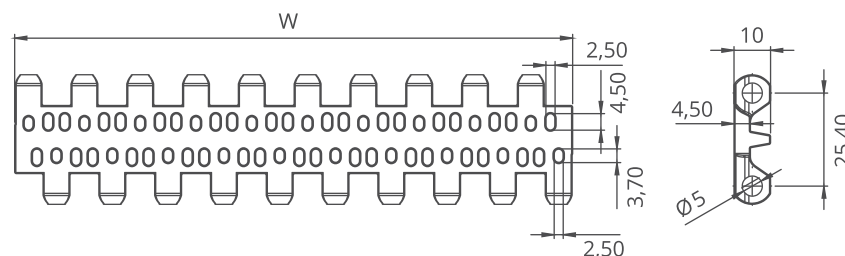


EC254 PR16% Technical Information

Belt Material		POM	POM	POM	PP	PP	PE
Pin Material		PA	POM	PP	PP	POM	POM
Belt Strength	N/m lb/ft	19800 - 1356	19800 - 1356	14000 - 959	12100 - 828	12100 - 828	7700 - 527
Temperature	°C °F	-40 / +93 -40 / +200	-40 / +93 -40 / +200	+5 / +93 +40 / +200	+5 / +105 +40 / +220	+5 / +93 +40 / +200	-40 / +65 +40 / +150
Belt Weight	kg/m ² lb/sqft ²	6.5 / 1.33	6.5 / 1.33	6.5 / 1.33	4.5 / 0.92	4.5 / 0.92	4.7 / 0.96

Diameter of idling rollers (min.)		Diameter of support rollers (min.)		Diameter for gravity take up center drive rollers (min.)		Backbending radius for elevators without side guards or hold down devices (min.)		Backbending radius for elevators with side guards or hold down devices (min.)	
mm	inch	mm	inch	mm	inch	mm	inch	mm	inch
50	2	50	2	100	4	150	6	250	10

Belth Width mm	76,2	152,4	228,6	304,8	381,0	457,20	533,4	609,6	685,8	762,0	838,2	914,4	990,6	1066,8	1143,0	1219,2	1295,4
Belth Width inch	3.00	6.00	9.00	12.00	15.00	18.00	21.00	24.00	27.00	30.00	33.00	36.00	39.00	42.00	45.00	48.00	51.00
Belth Width mm	1371,6	1447,8	1524,0	1600,2													
Belth Width inch	54.00	57.00	60.00	63.00													



Product Features and Functional Benefits

- Easy to clean reduces downtime for cleaning time 70%.
- Unique sprocket engagement - higher product load and longer conveyors.
- Close transfer applications.
- Reduces bacteria growth.

Important Notes

- Standard belt increments 76,2 mm.
- Non-standard belt increments 15,2 mm.
- Please contact with customer service for precise belt measurements.
- Special raw materials and additional colors available.
- Physical belt widths are generally 0.1% to 0.3% smaller.
- For PE material up to 750 mm (30") -4 mm to -1 mm and -0.75% to -0.35% for wider belts.
- For PP material up to 750 mm (30") -3 mm to 0 mm and -0.4% to 0% for wider belts.



EC254 NT

Modular Belt Series

- **Meat (Beef and Pork) Applications**

Elevator

- **Poultry Applications**

Elevator, Freezing Lines

- **Seafood Applications**

Control Tables, Glazing

- **Fruits and Vegetables**


Including Elevator

EC254 NT



MODUTECH

Pitch:	25,4 mm / 1 inch
Belt Surface:	Close, Nub Top Surface
Minimum Width:	152,4 mm / 6 inch
Open Area (%):	0%
Flight:	Yes
Sidewall:	Yes
Pin:	Ø5 mm / 0.197 inch - Self Lock
Approved:	FDA and EU
Color:	Blue / White
Cleanability:	Excellent
Belt Thickness:	12 mm / 0.472 inch

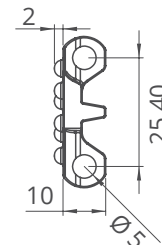
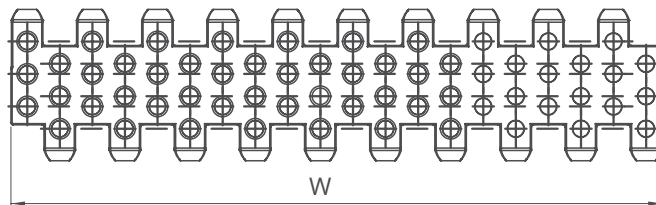


EC254 NT Technical Information

Belt Material		POM	POM	POM	PP	PP	PE
Pin Material		PA	POM	PP	PP	POM	POM
Belt Strength	N/m lb/ft	21900 - 1500	21900 - 1500	16000 - 1096	14000 - 959	14000 - 959	8000 -548
Temperature	°C °F	-40 / +93 -40 / +200	-40 / +93 -40 / +200	+5 / +93 +40 / +200	+5 / +105 +40 / +220	+5 / +93 +40 / +200	-40 / +65 +40 / +150
Belt Weight	kg/m ² lb/sqft ²	7.7 / 1.57	7.7 / 1.57	7.7 / 1.57	5.1 / 1.05	5.1 / 1.05	5.4 / 1.11

Diameter of idling rollers (min.)		Diameter of support rollers (min.)		Diameter for gravity take up center drive rollers (min.)		Backbending radius for elevators without side guards or hold down devices (min.)		Backbending radius for elevators with side guards or hold down devices (min.)	
mm	inch	mm	inch	mm	inch	mm	inch	mm	inch
50	2	50	2	100	4	150	6	250	10

Belth Width mm	76,2	152,4	228,6	304,8	381,0	457,20	533,4	609,6	685,8	762,0	838,2	914,4	990,6	1066,8	1143,0	1219,2	1295,4
Belth Width inch	3.00	6.00	9.00	12.00	15.00	18.00	21.00	24.00	27.00	30.00	33.00	36.00	39.00	42.00	45.00	48.00	51,00
Belth Width mm	1371,6	1447,8	1524,0	1600,2													
Belth Width inch	54.00	57.00	60.00	63.00													



Product Features and Functional Benefits

- Easy to clean reduces downtime for cleaning time 70%.
- Unique sprocket engagement - higher product load and longer conveyors.
- Close transfer applications.
- Reduces bacteria growth.

Important Notes

- Standard belt increments 76,2 mm.
- Non-standard belt increments 15,2 mm.
- Please contact with customer service for precise belt measurements.
- Special raw materials and additional colors available.
- Physical belt widths are generally 0.1% to 0.3% smaller.
- For PE material up to 750 mm (30") -5 mm to -2 mm and -0.75% to -0.35% for wider belts.
- For PP material up to 750 mm (30") -3 mm to 0 mm and -0.4% to 0% for wider belts.
- For POM material up to 750 mm (30") -3 mm to 0 mm and -0.4% to 0% for wider belts.

EC254 Series

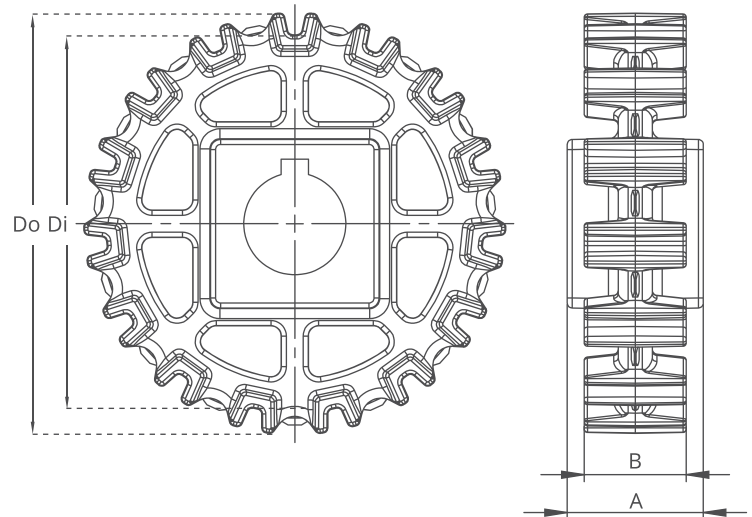
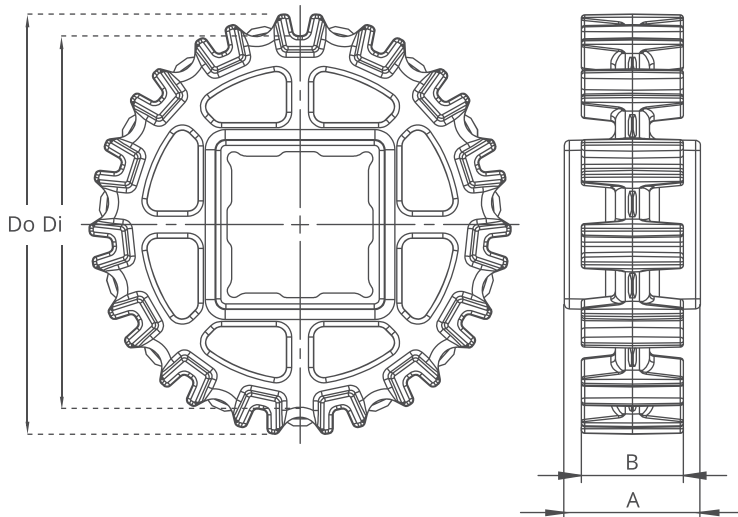
Sprockets and Technical Specifications



Z15



Z15



EC254 Series / Moulded Sprockets Dimensions

NO. TEETH	Di mm/inch	Do mm/inch	B mm/inch	A mm/inch	Square Bore (Q) mm/inch		Round Bore (R) mm/inch		PRODUCT CODE	
									Square Type (Q)	Round Type (R)
Z8	49,9 / 1.96	62,5 / 2.45	30 / 1.18	40 / 1.57	25	1	20-25	1	EC254SQZ8*POM	EC254SRZ8*POM
Z10	68,0 / 2.68	80,8 / 3.18	30 / 1.18	40 / 1.57	40	1.5	25-30	1-1.25	EC254SQZ10*POM	EC254SRZ10*POM
Z12	84,7 / 3.33	97,6 / 3.84	30 / 1.18	40 / 1.57	40	1.5	25-30	1-1.25	EC254SQZ12*POM	EC254SRZ12*POM
Z15	109,6 / 4.31	122,5 / 4.82	30 / 1.18	40 / 1.57	40	1.5	25-30	1-1.25	EC254SQZ15*POM	EC254SRZ15*POM
Z18	134,4 / 5.29	147,2 / 5.80	30 / 1.18	40 / 1.57	40	1.5	25-30	1-1.25	EC254SQZ18*POM	EC254SRZ18*POM

*Other sprockets and hub sizes are manufactured up to request. *PA (Polyamide) and PP (Polypropylene) sprockets raw material is available on request.


*Machined Split Sprockets are available for each size.




Clamp



Machined Split Sprocket



Moulded Sprocket



Machined Sprocket

EC254 Series

Accessories and Technical Specifications

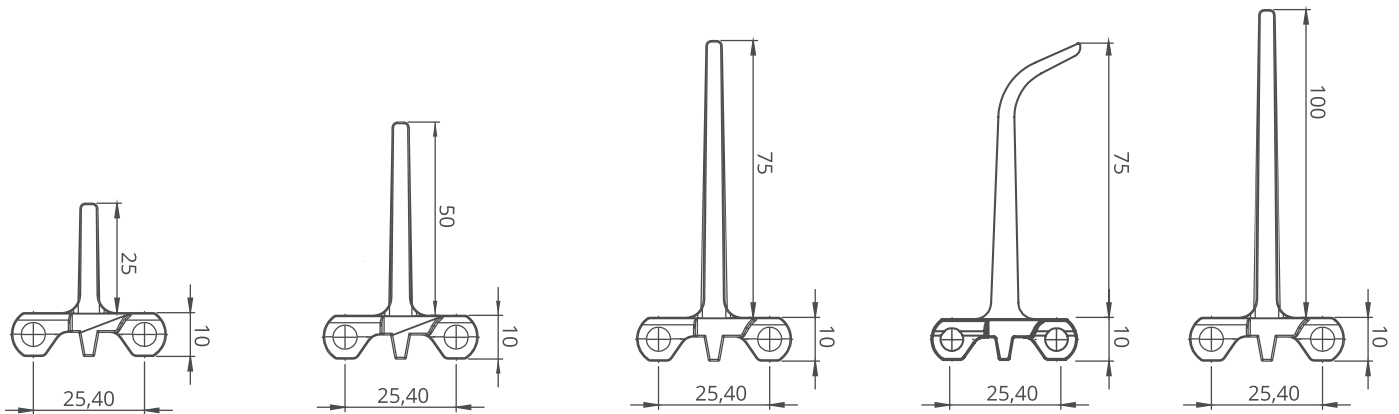


MODUTECH

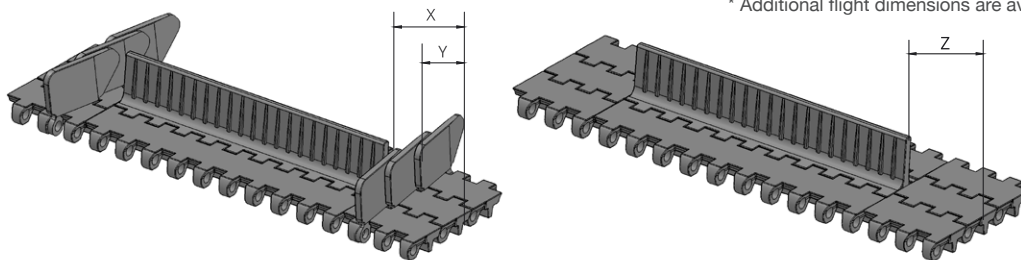


EC254 Series / Flight & Sidewall Dimensions

EC254 Series / Flights & Sidewalls				
PRODUCT CODE	Flight Height (mm/inch)	Flight Width (mm/inch)	PRODUCT CODE	Sidewall Height (mm/inch)
EC254T25	25 / 1	152,4 / 6	EC254SW25	25 / 1
EC254T50	50 / 2	152,4 / 6	EC254SW50	50 / 2
EC254T75	75 / 3	152,4 / 6	EC254SW75	75 / 3
EC254T100	100 / 4	152,4 / 6	EC254SW100	100 / 4
EC254TC75	75 / 3	152,4 / 6	-	-
EC254TCH75	75 / 3	152,4 / 6	-	-
EC254TNC50	50 / 2	152,4 / 6	-	-
EC254TNC100	100 / 4	152,4 / 6	-	-



* Additional flight dimensions are available up to 100 mm.



EC254 Series / Flight & Sidewall Technical Specifications

Possible Sidewall and Flights Indents	X		Y		Z	
	mm	inch	mm	inch	mm	inch
Standard, module cutting	24,1	0.95	13,7	0.54	30,5	1.20
Non-Standard, module cutting	31,9	1.25	21,5	0.84	38,1	1.50
Standard, module cutting	39,3	1.55	28,9	1.14	45,7	1.80
Non-Standard, module cutting	47,1	1.85	36,7	1.44	53,3	2.10
Standard, no module cutting	54,6	2.15	44,2	1.74	61,0	2.40

Note: Gap between flight and sidewall minimum 2-3 mm

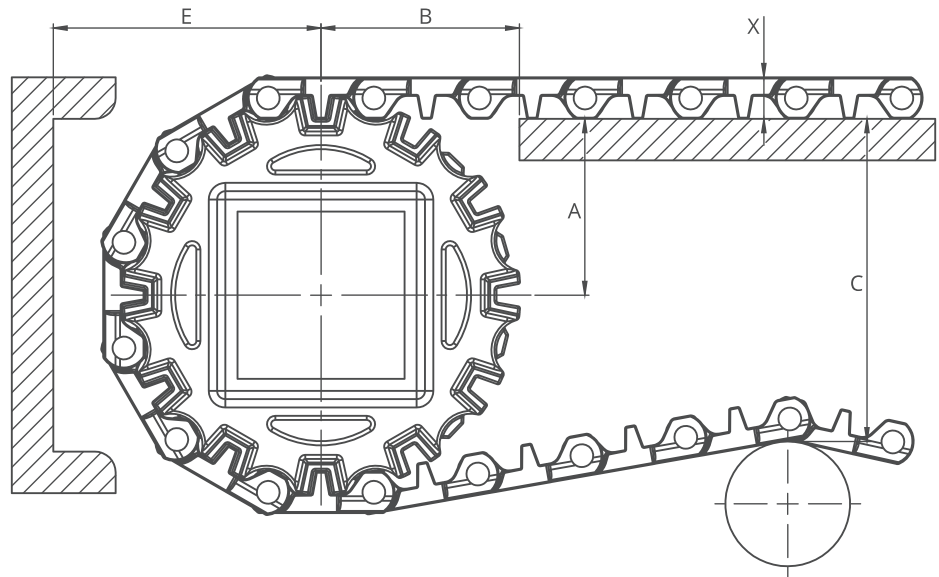
Gap between flight and sidewall maximum 10 mm

*Non-standard flight indent is on request.

EC254 Series

Engineering Information

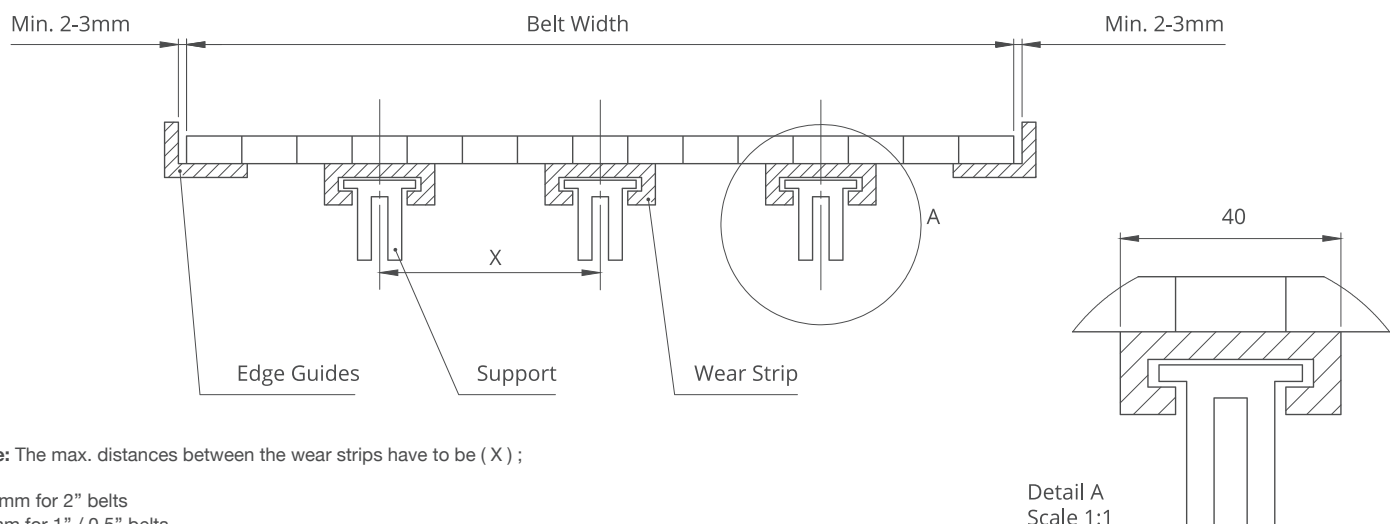
A - $\pm 0,031"$ (1mm) C - \pm (Max.)
 B - $\pm 0,125"$ (3mm) E - \pm (Min.)



EC254 Series / Conveyor Frame Dimensions

Sprockets Description			A		B		C		E		X	
Pitch Diameter		No. Teeth	Range (Bottom to Top)		inch	mm	inch	mm	inch	mm	inch	mm
inch	mm		inch	mm								
EC254 C, EC254 PR16%												
2.30	58,5	8	1.16	29,4	1.48	37,6	1.92	48,7	1.94	49,4	0.39	10
2.97	75,5	10	1.48	37,5	1.69	42,9	2.57	65,3	2.26	57,5	0.39	10
3.63	92,3	12	1.80	45,8	1.87	47,4	3.23	82,0	2.59	65,8	0.39	10
4.65	118,0	15	2.23	56,7	2.16	54,9	4.16	105,7	3.02	76,7	0.39	10
5.65	143,0	18	2.75	70,0	2.35	59,7	5.18	131,5	3.54	90,0	0.39	10
EC254 NT												
2.30	58,5	8	1.16	29,4	1.48	37,6	1.92	48,7	2.02	51,4	0.47	12
2.97	75,5	10	1.48	37,5	1.69	42,9	2.57	65,3	2.26	57,5	0.47	12
3.63	92,3	12	1.80	45,8	1.87	47,4	3.23	82,0	2.70	67,8	0.47	12
4.65	118,0	15	2.23	56,7	2.16	54,9	4.16	105,7	3.10	78,7	0.47	12
5.65	143,0	18	2.75	70,0	2.35	59,7	5.18	131,5	3.62	92,0	0.47	12
EC254 GT												
2.30	58,5	8	1.16	29,4	1.48	37,6	1.92	48,7	2.10	53,6	0.51	13
2.97	75,5	10	1.48	37,5	1.69	42,9	2.57	65,3	2.30	58,5	0.51	13
3.63	92,3	12	1.80	45,8	1.87	47,4	3.23	82,0	2.75	69,8	0.51	13
4.65	118,0	15	2.23	56,7	2.16	54,9	4.16	105,7	3.13	79,7	0.51	13
5.65	143,0	18	2.75	70,0	2.35	59,7	5.18	131,5	3.66	93,0	0.51	13

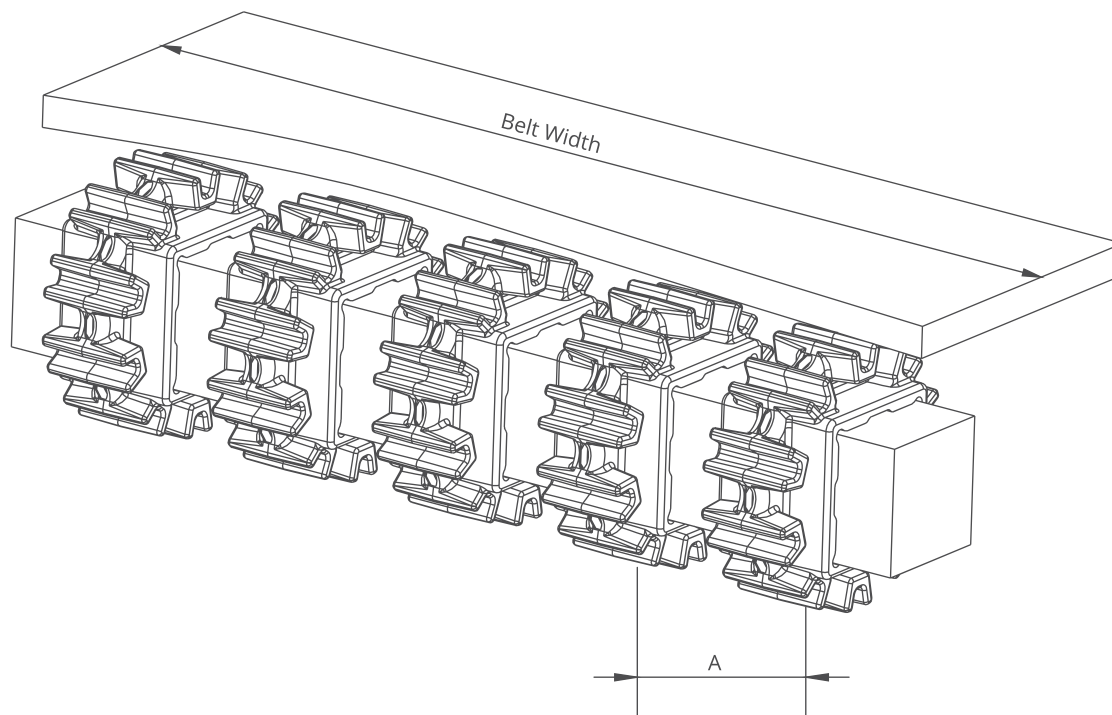
EC254 Series / Slider Support System For Straight Running Belts



Note: The max. distances between the wear strips have to be (X) ;

125 mm for 2" belts
 80 mm for 1" / 0.5" belts

Detail A
 Scale 1:1



EC254 Series / Sprockets Arrangement

Standard Belt Width		Number of sprockets per shaft		A (mm/inch)	
mm	inch	Drive Shaft	Return Shaft	Min.	Max.
152,4	6.0	2	2	60/2.36	170/6.6
228,6	9.0	2	2	60/2.36	170/6.6
304,8	12.0	3	2	60/2.36	170/6.6
381,0	15.0	4	3	60/2.36	170/6.6
457,2	18.0	5	3	60/2.36	170/6.6
533,4	21.0	5	3	60/2.36	170/6.6
609,6	24.0	6	3	60/2.36	170/6.6
685,8	27.0	6	4	60/2.36	170/6.6
762,0	30.0	7	4	60/2.36	170/6.6
838,2	33.0	7	4	60/2.36	170/6.6
914,4	36.0	8	4	60/2.36	170/6.6
990,6	39.0	8	5	60/2.36	170/6.6
1066,8	42.0	9	5	60/2.36	170/6.6
1143,0	45.0	9	5	60/2.36	170/6.6
1219,2	48.0	10	5	60/2.36	170/6.6
1295,4	51.0	10	6	60/2.36	170/6.6
1371,6	54.0	11	7	60/2.36	170/6.6
1447,8	57.0	11	7	60/2.36	170/6.6
1524,0	60.0	12	7	60/2.36	170/6.6
1600,2	63.0	12	8	60/2.36	170/6.6
1676,4	66.0	12	8	60/2.36	170/6.6
1752,6	69.0	13	8	60/2.36	170/6.6
1828,8	72.0	14	9	60/2.36	170/6.6
1905,0	75.0	14	9	60/2.36	170/6.6
1981,2	78.0	15	10	60/2.36	170/6.6
2057,4	81.0	15	10	60/2.36	170/6.6

Note: Number of sprockets depends on the belt load.



MODUTECH®

HD254


Heavy Duty Series

Modular Belt Series

HD254 C

Sprockets

Engineering Information





HD254 C

Modular Belt Series

- **Corrugated Cardbord Applications**

Down Stackers, Corrugator Take Off, Strap Feed

- **Lumber Industry**

Lumber Transport, Cutting Process

- **Automotive Applications**

Chair Lift - Feeder

- **Tire Manufacturing Applications**

Mixer Infeed - Outfeed, Calendering Infeed, Extrusion Outfeed

- **Packaging Applications**

Bluk Inclines, Box Transport Horizontal

HD254 C



MODUTECH

Pitch:	25,4 mm / 1 inch
Belt Surface:	Close, Smooth Surface
Minimum Width:	169,3 mm / 6.67 inch
Open Area (%):	0%
Flight:	No
Sidewall:	No
Pin:	Ø6 mm / 0.22 inch - Self Lock
Approved:	FDA and EU
Color:	Blue / Gray
Cleanability:	Excellent
Belt Thickness:	12,7 mm / 0.5 inch

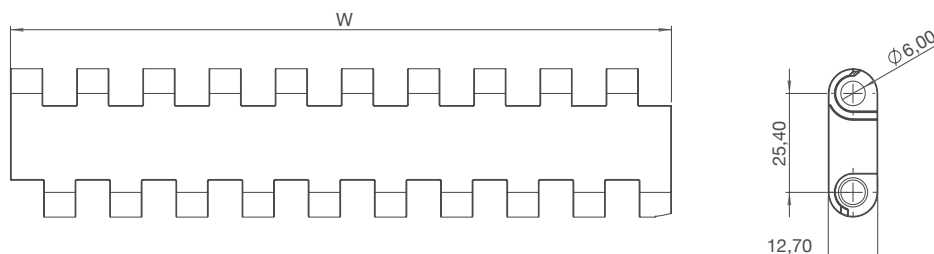


HD254 C Technical Information

Belt Material		POM
Pin Material		PA
Belt Strength	N/m lb/ft	33000 - 2261
Temperature	°C °F	-40 / +93 -40 / +200
Belt Weight	kg/m ² lb/sqft ²	13.8 / 2.83

Diameter of idling rollers (min.)		Diameter of support rollers (min.)		Diameter for gravity take up center drive rollers (min.)		Backbending radius for elevators without side guards or hold down devices (min.)		Backbending radius for elevators with side guards or hold down devices (min.)	
mm	inch	mm	inch	mm	inch	mm	inch	mm	inch
50	2	50	2	100	4	150	6	-	-

Belth Width mm	169,3	338,6	507,9	677,2	846,5	1015,8	1185,1	1354,4	1523,7	1693,0	1862,3	2031,6	2200,9	2370,2	2539,5	2708,8	2878,1
Belth Width inch	6.67	13.33	20.00	26.66	33.33	39.99	46.66	53.32	59.99	66.65	73.32	79.98	86.65	93.31	99.98	106.65	113.31
Belth Width mm	3047,4	3216,7	3386,0	3555,3													
Belth Width inch	119.98	126.64	133.31	139.97													



Product Features and Functional Benefits

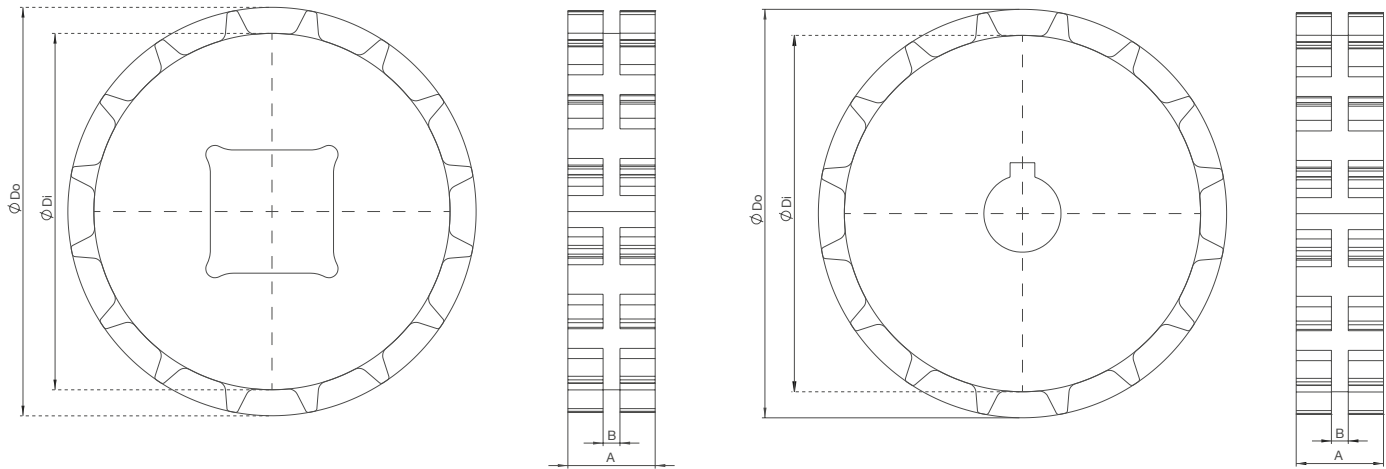
- Easy to clean reduces downtime for cleaning time 70%.
- Reinforced bottom surface - higher product load and longer conveyors.
- Strong and thick product supports allow more load without breaking.
- Unique sprocket engagement reduces pulsation and increases load capacity.
- Impact resistance to with stand heavy objects falling into the belt.

Important Notes

- **Standard belt increments 85 mm.**
- **Non-standard belt increments 16,9 mm.**
- Please contact with customer service for precise belt measurements.
- Special raw materials and additional colors available.
- Physical belt widths are generally 0.1% to 0.3% smaller.
- Up to 750 mm (30") -3 mm to 0 mm and -0.4% to 0% for wider belts.

HD254 C Series

Sprockets and Technical Specifications

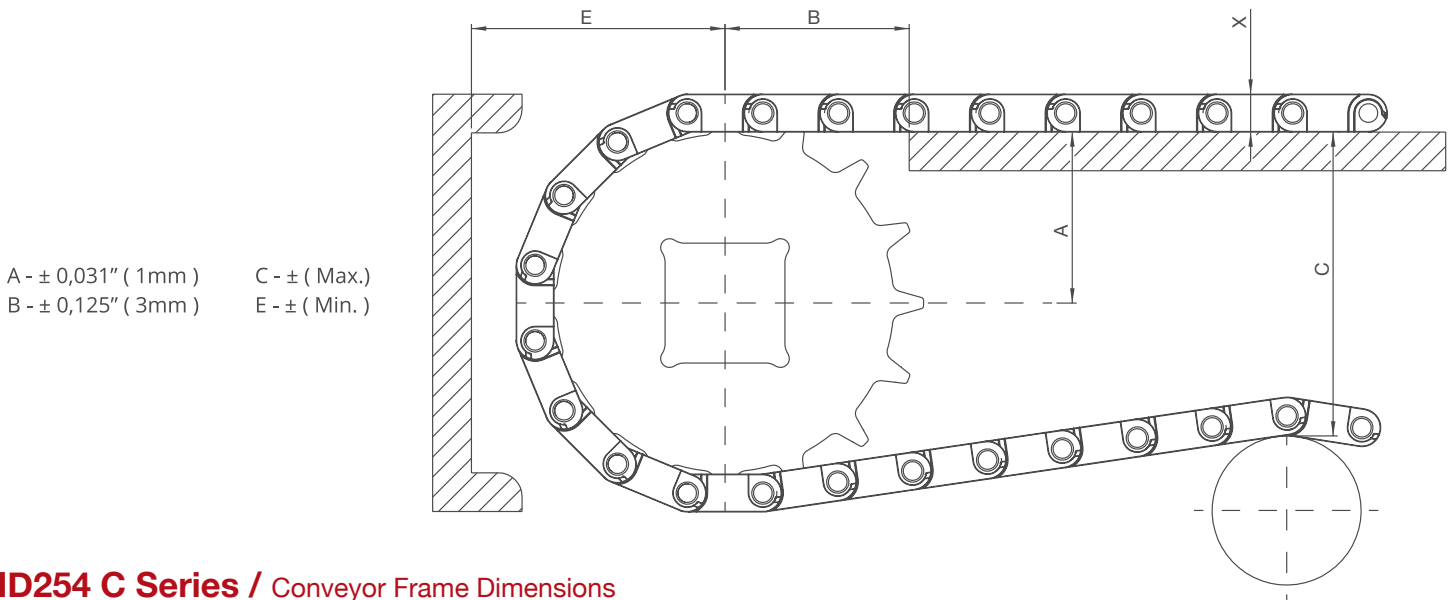


HD254 C Series / Standard Sprockets Dimensions

NO. TEETH	Di mm/inch	Do mm/inch	B mm/inch	A mm/inch	Square Bore (Q)		Round Bore (R)		PRODUCT CODE	
					mm/inch	mm/inch	mm/inch	mm/inch	Square Type (Q)	Round Type (R)
Z12	83,1 / 3.27	100,1 / 3.94	5,5 / 0.22	28,5 / 1.12	25	1	25	1	HD254SQZ12*POM	HD254SRZ12*POM
Z16	116,3 / 4.58	133,3 / 5.25	5,5 / 0.22	28,5 / 1.12	40	1.5	25-30	1-1.25	HD254SQZ15*POM	HD254SRZ15*POM
Z18	132,5 / 5.22	149,5 / 5.88	5,5 / 0.22	28,5 / 1.12	40	1.5	25-30	1-1.25	HD254SQZ18*POM	HD254SRZ18*POM
Z21	156,8 / 6.17	173,8 / 6.84	5,5 / 0.22	28,5 / 1.12	40-60	1.5-2.5	25-30	1-1.25	HD254SQZ21*POM	HD254SRZ21*POM

*Other sprockets and hub sizes are manufactured up to request. *POM (Acetal) and PP (Polypropylene) sprockets raw material is available on request.

*Machined Split Sprockets are available for each size.



A - $\pm 0,031''$ (1mm) C - \pm (Max.)
 B - $\pm 0,125''$ (3mm) E - \pm (Min.)

HD254 C Series / Conveyor Frame Dimensions

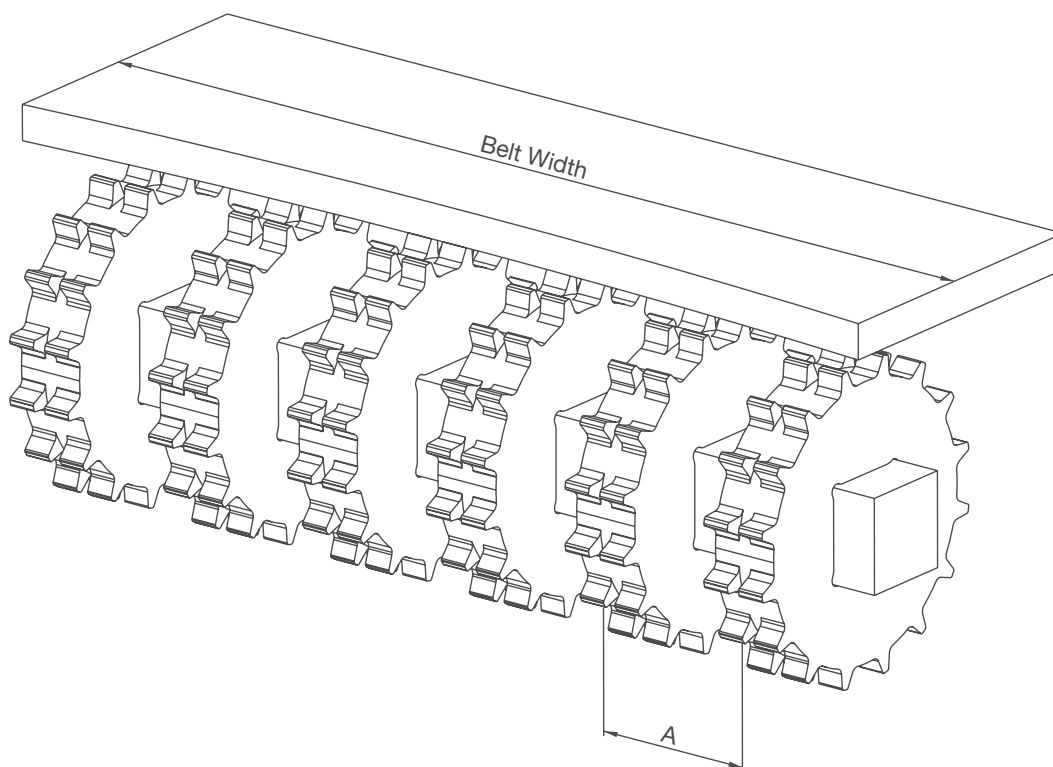
Sprockets Description			A		B		C		E		X	
Pitch Diameter		No. Teeth	Range (Bottom to Top)		inch	mm	inch	mm	inch	mm	inch	mm
inch	mm		inch	mm								
HD254 C												
3.89	98,8	12	1.89	47,9	1.89	47,9	3.18	80,8	2.70	68,5	0.50	12,7
5.01	127,3	16	2.54	64,5	2.15	54,5	4.50	114,2	3.35	85,2	0.50	12,7
5.65	143,5	18	2.86	72,6	2.21	56,2	5.13	130,2	3.67	93,3	0.50	12,7
6.61	167,8	21	3.34	84,8	2.70	68,6	6.09	154,6	4.14	105,1	0.50	12,7

HD254 C Series

Engineering Information



MODUTECH



HD254 C Series / Sprockets Arrangement

Standard Belt Width		Number of sprockets per shaft		A (mm/inch)	
mm	inch	Drive Shaft	Return Shaft	Min.	Max.
170	6.7	2	2	60/2.36	170/6.7
255	10.0	2	2	60/2.36	170/6.7
340	13.4	3	3	60/2.36	170/6.7
425	16.7	3	3	60/2.36	170/6.7
510	20.1	4	4	60/2.36	170/6.7
595	23.4	4	4	60/2.36	170/6.7
680	26.8	5	5	60/2.36	170/6.7
765	30.1	5	5	60/2.36	170/6.7
850	33.5	5	5	60/2.36	170/6.7
935	36.8	6	6	60/2.36	170/6.7
1020	40.2	6	6	60/2.36	170/6.7
1105	43.5	7	7	60/2.36	170/6.7
1190	46.9	7	7	60/2.36	170/6.7
1275	50.2	8	8	60/2.36	170/6.7
1360	53.5	8	8	60/2.36	170/6.7
1445	56.9	9	9	60/2.36	170/6.7
1530	60.2	9	9	60/2.36	170/6.7
1615	63.6	10	10	60/2.36	170/6.7
1700	66.9	10	10	60/2.36	170/6.7
1785	70.3	11	11	60/2.36	170/6.7
1870	73.6	11	11	60/2.36	170/6.7
1955	77.0	12	12	60/2.36	170/6.7
2040	80.3	12	12	60/2.36	170/6.7

Note: Number of sprockets depends on the belt load.



MODUTECH®

MD254

Modular Belt Series

MD254 FG

MD254 FG-RT / Roller Top

MD254 C

MD254 C-RT / Roller Top


MD254 GT / Friction Top

MD254 RR

MD254 GAP48%

Sprockets & Accessories

Engineering Information







MD254 FG

Modular Belt Series

- **Bakery Applications**

Oven Infeed - Outfeed, Cooling Lines, Coating Lines, Glazing Lines, Freezing Lines, Conditioning Lines

- **Poultry Applications**

Skinning, Breeding Machines and Grading Lines

- **Seafood Applications**

Breeding Machines, Draining Lines, Glazing Lines, Elevators, Freezing Lines

- **Snack Food Applications**

Proofer Lines, Boiler Infeed, Oven Infeed - Outfeed, Cooling Lines

- **Fruits and Vegetables Applications**

Prewashing - Rinsing, Draining, Blanching Lines, Elevators

- **Packaging Applications**

Filling, Accumulation Palletizing - Depalletizing, Box Transfer

- **Textile Applications**


Cutter, Dyeing

MD254 FG



MODUTECH

Pitch:	25,4 mm / 1 inch
Belt Surface:	Open, Smooth Surface
Minimum Width:	50 mm / 1.97 inch
Open Area (%):	33%. (Biggest opening 5,5 x 7 mm)
Flight:	Yes
Sidewall:	Yes
Pin:	Ø 5 mm / 0.197 inch - Self Lock
Approved:	FDA and EU
Color:	Blue / White / Gray
Cleanability:	Good
Belt Thickness:	10 mm / 0.394 inch

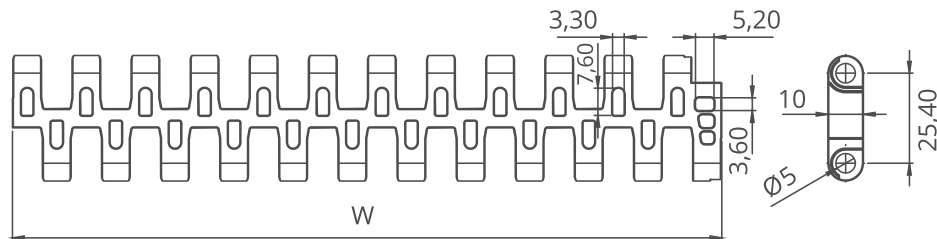


MD254 FG Technical Information

Belt Material		POM	POM	POM	PP	PP	PE
Pin Material		PA	POM	PP	PP	POM	POM
Belt Strength	N/m lb/ft	24700 - 1692	24700 - 1692	18000 - 1233	14000 - 959	14000 - 959	9000 - 617
Temperature	°C °F	-40 / +93 -40 / +200	-40 / +93 -40 / +200	+5 / +93 +40 / +200	+5 / +105 +40 / +220	+5 / +93 +40 / +200	-40 / +65 +40 / +150
Belt Weight	kg/m ² lb/sqft ²	7.1 / 1.45	7.1 / 1.45	7.1 / 1.45	4.6 / 0.94	4.6 / 0.94	5.1 / 1.04

Diameter of idling rollers (min.)		Diameter of support rollers (min.)		Diameter for gravity take up center drive rollers (min.)		Backbending radius for elevators without side guards or hold down devices (min.)		Backbending radius for elevators with side guards or hold down devices (min.)	
mm	inch	mm	inch	mm	inch	mm	inch	mm	inch
50	2	50	2	100	4	150	6	250	10

Belth Width mm	50,0	100,0	150,0	200,0	250,0	300,0	350,0	400,0	450,0	500,0	550,0	600,0	650,0	700,0	750,0	800,0	850,0
Belth Width inch	1.97	3.94	5.91	7.87	9.84	11.81	13.78	15.75	17.72	19.69	21.65	23.62	25.59	27.56	29.53	31.50	33.46
Belth Width mm	900,0	950,0	1000,0	1050,0													
Belth Width inch	35.43	37.40	39.37	41.34													



Product Features and Functional Benefits

- Belt provides optimal open area for drainage and airflow.
- Less friction and product contact for easy cooking, cooling and freezing of products.
- Reduced dirt and oxide build due to self cleaning surface.
- Bi-directional belt for long conveyors.
- Stainless steel pins option for high temperature applications.
- Easy to clean reduces downtime for cleaning time 70%.
- Stainless steel pins option reduce belt elongation for high temperature application.

Important Notes

- **Standard belt increments 50 mm.**
- **Non-standard belt increments 16,6 mm.**
- Please contact with customer service for precise belt measurements.
- Special raw materials and additional colors available.
- Physical belt widths are generally 0.1% to 0.3% smaller.
- For PE material up to 750 mm (30") -5 mm to -1 mm and -0.8% to -0.3% for wider belts.
- For PP material up to 750 mm (30") -2 mm to 1 mm and -0.4% to 0.1% for wider belts.
- For POM material up to 750 mm (30") -3 mm to 0 mm and -0.4% to 0.1% for wider belts.



MD254 FG-RT

Roller Top

Modular Belt Series

- **Packaging Applications**
Filling, Accumulation, Box Transfer

MD254 FG-RT (Roller Top)



MODUTECH

Pitch:	25,4 mm / 1 inch
Belt Surface:	Open, Roller Top Surface
Minimum Width:	150 mm / 5.91 inch
Open Area (%):	35%. (Biggest opening 5,5 x 14 mm)
Flight:	No.
Sidewall:	No.
Pin:	Ø 5 mm / 0.197 inch - Self Lock
Approved:	FDA and EU
Color:	Blue / White / Gray
Cleanability:	Good
Belt Thickness:	18 mm / 0.709 inch

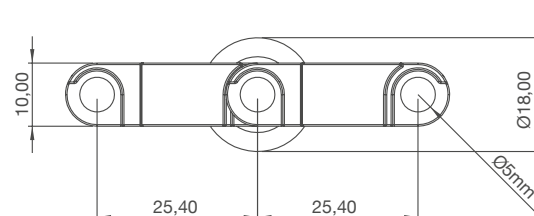
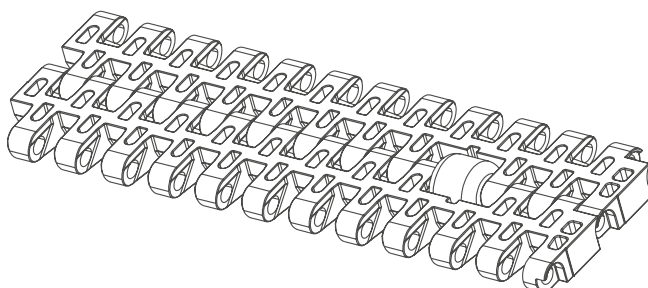


MD254 FG-RT Technical Information

Belt Material		POM	POM
Roller Material		POM	
Pin Material		PA	POM
Belt Strength	N/m lb/ft	16400 - 1120	16400 - 1120
Temperature	°C °F	-40 / +93 -40 / +200	-40 / +93 -40 / +200
Belt Weight	kg/m ² lb/sqft ²	7.1 / 1.45	7.1 / 1.45

Diameter of idling rollers (min.)		Diameter of support rollers (min.)		Diameter for gravity take up center drive rollers (min.)		Backbending radius for elevators without side guards or hold down devices (min.)		Backbending radius for elevators with side guards or hold down devices (min.)	
mm	inch	mm	inch	mm	inch	mm	inch	mm	inch
50	2	50	2	100	4	150	6	-	-

Belth Width mm	150,0	200,0	250,0	300,0	350,0	400,0	450,0	500,0	550,0	600,0	650,0	700,0	750,0	800,0	850,0	900,0	950,0
Belth Width inch	5.91	7.87	9.84	11.81	13.78	15.75	17.72	19.69	21.65	23.62	25.59	27.56	29.53	31.50	33.46	35.43	37.40
Belth Width mm	1000,0	1050,0	1100,0	1150,0													
Belth Width inch	39.37	41.34	43.31	45.28													



Product Features and Functional Benefits

- Belt provides optimal open area for drainage and airflow.
- Easy to drive products. For product driven application wearstrips are placed directly under the rollers.
- Decrease the low back pressure. For low back pressure, wearstrips are placed between rollers.
- Easy to clean reduces downtime for cleaning time 70%.
- Bi-directional belt for long conveyors.

Important Notes

- Standard belt increments 50 mm.
- Please contact with customer service for precise belt measurements.
- Special raw materials and additional colors available.
- Physical belt widths are generally 0.1% to 0.3% smaller.
- Up to 750 mm (30") -3 mm to 0 mm and -0.4% to 0.1% for wider belts.



MD254 C

Modular Belt Series

- **Meat (Beef and Pork) Applications**

Fat - Trim Lines, General Conveyence, Packing Lines, Elevator

- **Poultry Applications**

Debonning, Trim Lines, Offal - Feather Lines, Grading Lines, Freezing Lines, Elevator

- **Seafood Applications**

Inspection Tables, Grading Lines, Trim Lines

- **Bakery Applications**

Row Dough Handling, Cooling Lines, Packing Lines

- **Snack Food Applications**

Corn Processing

- **Fruits and Vegetables Applications**

Bulk Feeding, Elevator, Control - Sorting Table

- **Automotive Applications**

Car Part Manufacturing

- **Tire Manufacturing Applications**

Mixer Infeed - Outfeed, Calendaring Infeed, Extrusion Outfeed

- **Packaging Applications**

Labelling, Case Packers, Tray Packers, Palletizing - Depalletizing

- **Corrugated Cardbord Applications**

Down Stracker, Corrugator Take Off, Strap Feed

- **Printing and Paper Applications**

Printing Machine Outfeed, Wrapping Machine Outfeed

- **Beverages and Bottling Applications**

Can Palletizing and Depalletizing, Glass Palletizing and Depalletizing, Pet Palletizing and Depalletizing

- **Material Handling Applications**


Incline Applications, Palletizers, Packaging Lines

MD254 C



MODUTECH

Pitch:	25,4 mm / 1 inch
Belt Surface:	Close, Smooth Surface
Minimum Width:	50 mm / 1.97 inch
Open Area (%):	0%
Flight:	Yes
Sidewall:	Yes
Pin:	Ø 5 mm / 0.197 inch - Self Lock
Approved:	FDA and EU
Color:	Blue / White / Gray
Cleanability:	Good
Belt Thickness:	10 mm / 0.394 inch

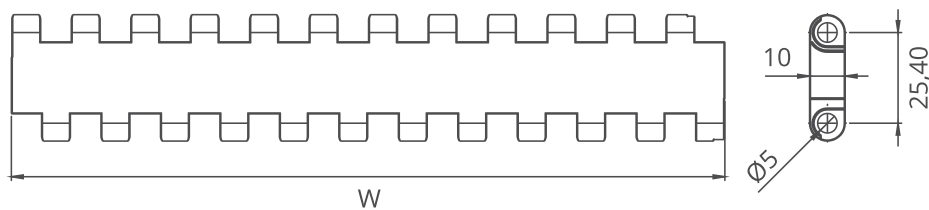


MD254 C Technical Information

Belt Material		POM	POM	POM	PP	PP	PE
Pin Material		PA	POM	PP	PP	POM	POM
Belt Strength	N/m lb/ft	32000 - 2192	32000 - 2192	21500 - 1473	18000 - 1233	18000 - 1233	10000 - 685
Temperature	°C °F	-40 / +93 -40 / +200	-40 / +93 -40 / +200	+5 / +93 +40 / +200	+5 / +105 +40 / +220	+5 / +93 +40 / +200	-40 / +65 -40 / +150
Belt Weight	kg/m ² lb/sqft ²	8.4 / 1.71	8.4 / 1.71	8.4 / 1.71	5.5 / 1.13	5.5 / 1.13	5.8 / 1.19

Diameter of idling rollers (min.)		Diameter of support rollers (min.)		Diameter for gravity take up center drive rollers (min.)		Backbending radius for elevators without side guards or hold down devices (min.)		Backbending radius for elevators with side guards or hold down devices (min.)	
mm	inch	mm	inch	mm	inch	mm	inch	mm	inch
50	2	50	2	100	4	150	6	250	10

Belth Width mm	50,0	100,0	150,0	200,0	250,0	300,0	350,0	400,0	450,0	500,0	550,0	600,0	650,0	700,0	750,0	800,0	850,0
Belth Width inch	1.97	3.94	5.91	7.87	9.84	11.81	13.78	15.75	17.72	19.69	21.65	23.62	25.59	27.56	29.53	31.50	33.46
Belth Width mm	900,0	950,0	1000,0	1050,0													
Belth Width inch	35.43	37.40	39.37	41.34													




Product Features and Functional Benefits

- Easy to clean reduces downtime for cleaning time 70%.
- Unique sprocket engagement - higher product load and longer conveyors.
- Close transfer applications.
- Reduces bacteria growth.
- Bi-directional belt for long conveyors.

Important Notes

- **Standard belt increments 50 mm.**
- **Non-standard belt increments 16,6 mm.**
- Please contact with customer service for precise belt measurements.
- Special raw materials and additional colors available.
- Physical belt widths are generally 0.1% to 0.3% smaller.
- For PE material up to 750 mm (30") -3 mm to 1 mm and -0.4% to 0.1% for wider belts.
- For PP material up to 750 mm (30") -1 mm to 2 mm and 0% to 0.45% for wider belts.
- For POM material up to 750 mm (30") -2 mm to 1 mm and -0.25% to 0.25% for wider belts.



MD254 C-RT

Modular Belt Series

- **Packaging Applications**

Labelling, Case Packers, Tray Packers, Palletizing - Depalletizing

- **Material Handling Applications**

Incline Applications, Palletizers, Packaging Lines

- **Beverages and Bottling Applications**

Can Palletizing and Depalletizing, Glass Palletizing and Depalletizing,
Pet Palletizing and Depalletizing

- **Postal & Intralogistics Applications**


Postal Envelope Operations, Carton Box Transfers,
Accumulation Lines

MD254 C-RT



MODUTECH

Pitch:	25,4 mm / 1 inch
Belt Surface:	Close, Roller Top Surface
Minimum Width:	150 mm / 1.97 inch
Open Area (%):	0%
Flight:	Yes
Sidewall:	Yes
Pin:	Ø 5 mm / 0.197 inch - Self Lock
Approved:	FDA and EU
Color:	Blue / White / Gray
Cleanability:	Good
Belt Thickness:	18 mm / 0.7 inch

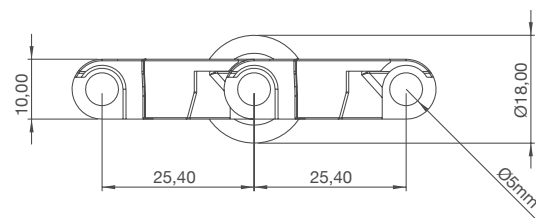
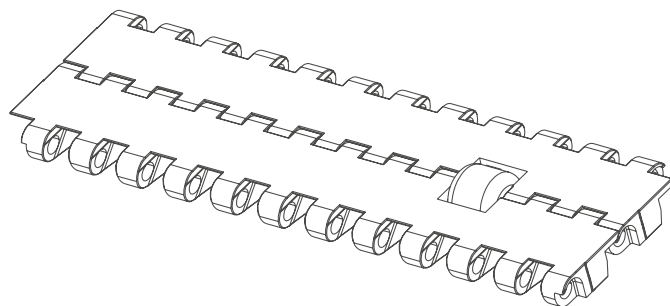


MD254 C-RT Technical Information

Belt Material		POM	POM
Roller Material		POM	
Pin Material		PA	POM
Belt Strength	N/m lb/ft	21500 - 1473	21500 - 1473
Temperature	°C °F	-40 / +93 -40 / +200	-40 / +93 -40 / +200
Belt Weight	kg/m ² lb/sqft ²	8.4 / 1.71	8.4 / 1.71

Diameter of idling rollers (min.)		Diameter of support rollers (min.)		Diameter for gravity take up center drive rollers (min.)		Backbending radius for elevators without side guards or hold down devices (min.)		Backbending radius for elevators with side guards or hold down devices (min.)	
mm	inch	mm	inch	mm	inch	mm	inch	mm	inch
50	2	50	2	100	4	150	6	-	-

Belt Width mm	150,0	200,0	250,0	300,0	350,0	400,0	450,0	500,0	550,0	600,0	650,0	700,0	750,0	800,0	850,0	900,0	950,0
Belt Width inch	5.91	7.87	9.84	11.81	13.78	15.75	17.72	19.69	21.65	23.62	25.59	27.56	29.53	31.50	33.46	35.43	37.40
Belt Width mm	1000,0	1050,0															
Belt Width inch	39.37	41.34															



Product Features and Functional Benefits

- Easy to clean reduces downtime for cleaning time 70%.
- Unique sprocket engagement - higher product load and longer conveyors.
- Close transfer applications.
- Reduces bacteria growth.
- Bi-directional belt for long conveyors.

Important Notes

- Standard belt increments 50 mm.
- Non-standard belt increments 16,6 mm.
- Please contact with customer service for precise belt measurements.
- Special raw materials and additional colors available.
- Physical belt widths are generally 0.1% to 0.3% smaller.
- For PE material up to 750 mm (30") -3 mm to 1 mm and -0.4% to 0.1% for wider belts.



MD254 GT

Friction Top

Modular Belt Series

- **Snack Food Applications**

Incline - Decline Lines, Container Conveyance

- **Packaging Applications**

Box Incline - Decline Lines

- **Beverage Applications**

Incline - Decline Lines, Filling, Box Transfer

MD254 GT (Friction Top)



MODUTECH

Pitch:	25,4 mm / 1 inch
Belt Surface:	Close, Friction Surface
Minimum Width:	50 mm / 1.97 inch
Open Area (%):	0%
Flight:	Yes
Sidewall:	Yes
Pin:	Ø 5 mm / 0.197 inch - Self Lock
Approved:	FDA and EU
Color:	Blue / White / Gray
Cleanability:	Good
Belt Thickness:	14 mm / 0.551 inch

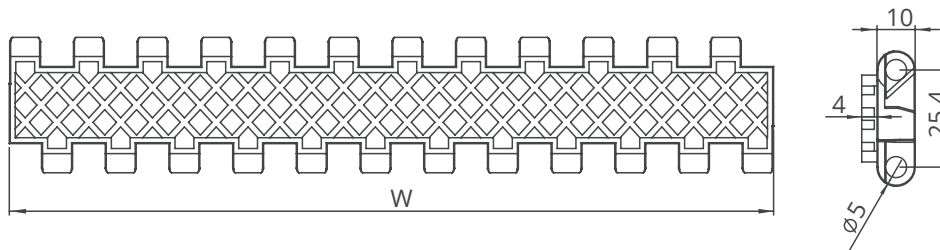


MD254 GT Technical Information

Belt Material		PP	PP
Rubber Material		TPE	
Pin Material		PP	POM
Belt Strength	N/m lb/ft	14000 - 959	18000 - 1233
Temperature	°C °F	+5 / +60 +40 / +140	+5 / +60 +40 / +140
Belt Weight	kg/m ² lb/sqft ²	8.7 / 1.74	8.7 / 1.74

Diameter of idling rollers (min.)		Diameter of support rollers (min.)		Diameter for gravity take up center drive rollers (min.)		Backbending radius for elevators without side guards or hold down devices (min.)		Backbending radius for elevators with side guards or hold down devices (min.)	
mm	inch	mm	inch	mm	inch	mm	inch	mm	inch
50	2	50	2	100	4	150	6	250	10

Belt Width mm	50,0	100,0	150,0	200,0	250,0	300,0	350,0	400,0	450,0	500,0	550,0	600,0	650,0	700,0	750,0	800,0	850,0
Belt Width inch	1.97	3.94	5.91	7.87	9.84	11.81	13.78	15.75	17.72	19.69	21.65	23.62	25.59	27.56	29.53	31.50	33.46
Belt Width mm	900,0	950,0	1000,0	1050,0													
Belt Width inch	35.43	37.40	39.37	41.34													

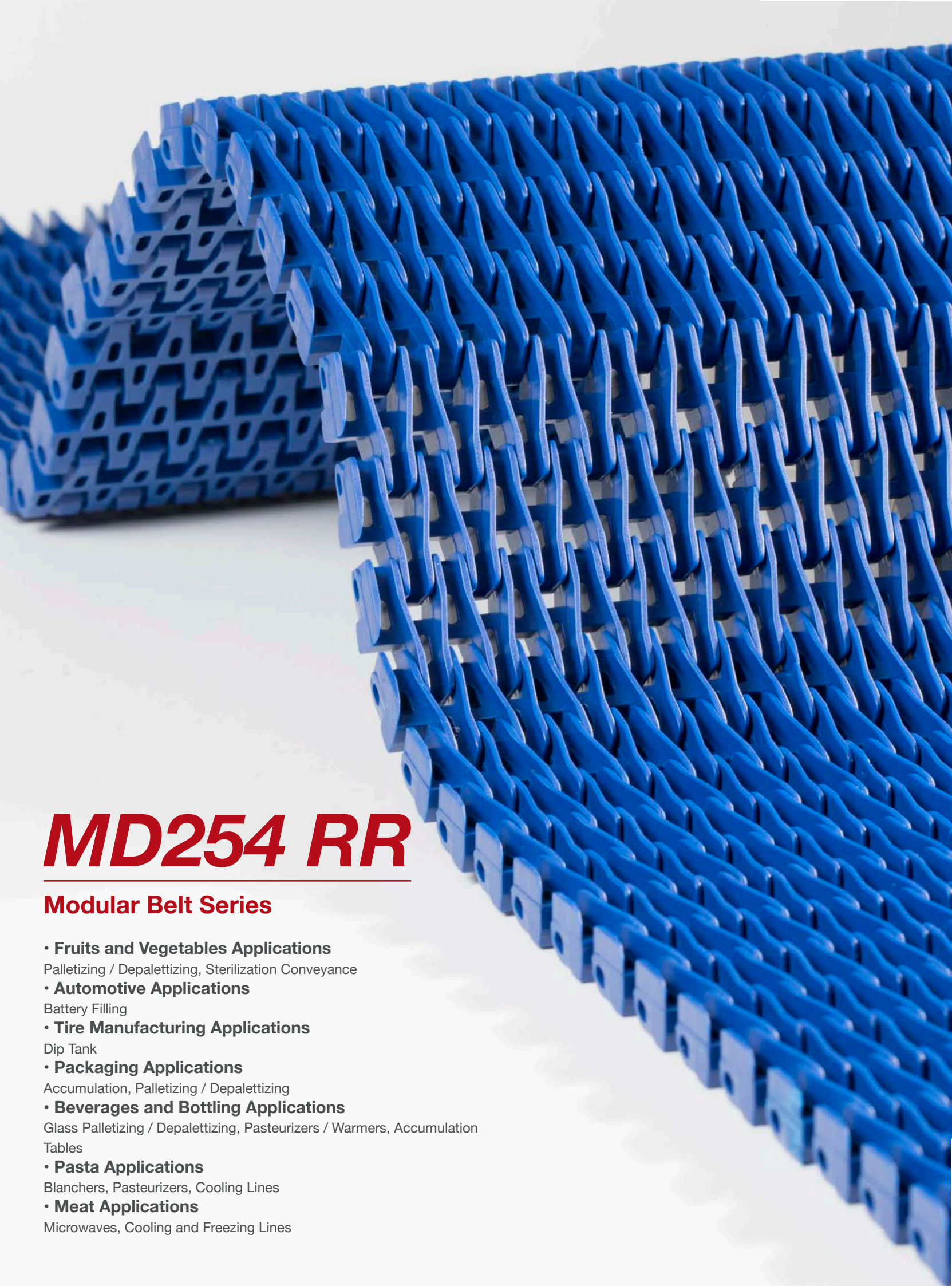


Product Features and Functional Benefits

- Unique rubber top eliminates wear and increases friction in incline-decline applications.
- Bi-directional belt for long conveyors.

Important Notes

- **Standard belt increments 50 mm.**
- **Non-standard belt increments 16,6 mm.**
- Please contact with customer service for precise belt measurements.
- Special raw materials and additional colors available.
- Physical belt widths are generally 0.1% to 0.3% smaller.
- Up to 750 mm (30") -1 mm to 2 mm and 0% to 0.45% for wider belts.



MD254 RR

Modular Belt Series

- **Fruits and Vegetables Applications**

Palletizing / Depalletizing, Sterilization Conveyance

- **Automotive Applications**

Battery Filling

- **Tire Manufacturing Applications**

Dip Tank

- **Packaging Applications**

Accumulation, Palletizing / Depalletizing

- **Beverages and Bottling Applications**

Glass Palletizing / Depalletizing, Pasteurizers / Warmers, Accumulation Tables

- **Pasta Applications**

Blanchers, Pasteurizers, Cooling Lines

- **Meat Applications**


Microwaves, Cooling and Freezing Lines

MD254 RR



MODUTECH

Pitch:	25,4 mm / 1 inch
Belt Surface:	Open, Raised Rib Surface
Minimum Width:	50 mm / 1.97 inch
Open Area (%):	33%. (Biggest opening 5,5 x 7 mm)
Flight:	No
Sidewall:	No
Pin:	Ø 5 mm / 0.197 inch - Self Lock
Approved:	FDA and EU
Color:	Blue / White / Gray
Cleanability:	Good
Belt Thickness:	16 mm / 0.630 inch

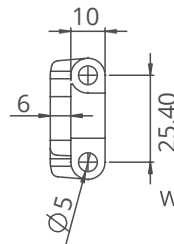
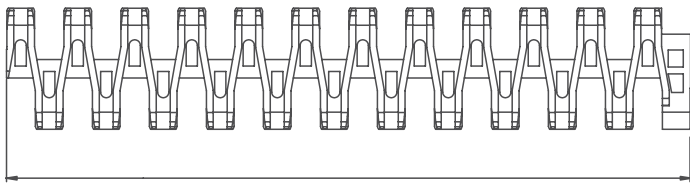


MD254 RR Technical Information


Belt Material		POM	POM	POM	PP	PPH
Pin Material		PA	POM	PP	PP	PPH
Belt Strength	N/m lb/ft	27000 - 1850	27000 - 1850	19000 - 1300	16000 - 1096	16000 - 1096
Temperature	°C °F	-40 / +93 -40 / +200	-40 / +93 -40 / +200	+5 / +93 +40 / +200	+5 / +105 +40 / +220	+5 / +93 +40 / +230
Belt Weight	kg/m ² lb/sqft ²	10.4 / 2.13	10.4 / 2.13	10.4 / 2.13	6.8 / 1.40	6.8 / 1.40

Diameter of idling rollers (min.)		Diameter of support rollers (min.)		Diameter for gravity take up center drive rollers (min.)		Backbending radius for elevators without side guards or hold down devices (min.)		Backbending radius for elevators with side guards or hold down devices (min.)	
mm	inch	mm	inch	mm	inch	mm	inch	mm	inch
50	2	50	2	100	4	150	6	-	-

Belt Width mm	150,0	200,0	250,0	300,0	350,0	400,0	450,0	500,0	550,0	600,0	650,0	700,0	750,0	800,0	850,0	900,0	950,0
Belt Width inch	5.91	7.87	9.84	11.81	13.78	15.75	17.72	19.69	21.65	23.62	25.59	27.56	29.53	31.50	33.46	35.43	37.40
Belt Width mm	1000,0	1050,0	1100,0	1150,0													
Belt Width inch	39.37	41.34	43.31	45.28													



MD254 RR Comb / Finger Plate is available
This product is used for transferring of cans, bottles, etc.




Product Features and Functional Benefits

- Less friction and product contact for easy cooking, cooling and freezing of products.
- Reduces back line pressure with up to 70%.
- Reduced dirt and oxide build up due to self cleaning surface.
- Finger plate for trouble free transfer.
- Bi-directional belt for long conveyors.

Important Notes

- Standard belt increments 50 mm.
- Non-standard belt increments 16,6 mm.
- Please contact with customer service for precise belt measurements.
- Special raw materials and additional colors available.
- Physical belt widths are generally 0.1% to 0.3% bigger.
- For PP material up to 750 mm (30") -2 mm to 1 mm and 0% to 0.3% for wider belts.
- For POM material up to 750 mm (30") -2 mm to 1 mm and -0.1% to 0.3% for wider belts.



MD254 **GAP48%**

Modular Belt Series

- **Bakery Applications**

Including Oven Infeed - Outfeed, Coating Lines, Glazing Lines, Freezing Lines, Conditioning Lines, Cooling Lines

- **Poultry Applications**

Cooling and Freezing Lines

- **Seafood Applications**

Including Breeding Machines, Draining Lines

- **Snack Food Applications**

Including Proofer Lines, Boiler Infeed, Oven Infeed - Outfeed, Cooling Lines

- **Fruits and Vegetables Applications**

Including Prewashing / Rinsing, Draining

- **Packing Industry**


Shrink Tunnels

MD254 GAP48%



MODUTECH

Pitch:	25,7 mm / 1 inch
Belt Surface:	Open, Smooth Surface
Minimum Width:	203,2 mm / 8 inch
Open Area (%):	48%. (Biggest opening 9 x 13,5 mm and 6 x 16,5 mm)
Flight:	Yes
Sidewall:	No
Pin:	Ø5 mm / 0.197 inch - Self Lock
Approved:	FDA and EU
Color:	Blue / White
Cleanability:	Excellent
Belt Thickness:	11 mm / 0.433 inch

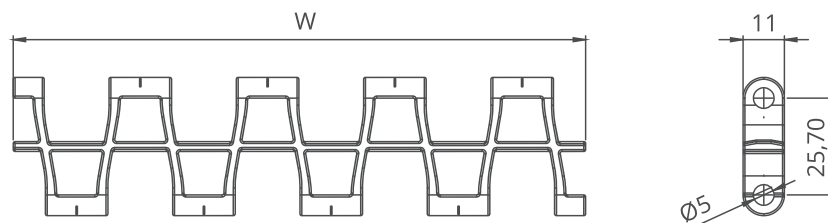


MD254 GAP48% Technical Information

Belt Material		POM	POM	POM	PP	PP	PA
Pin Material		PA	POM	PP	PP	POM	PA
Belt Strength	N/m lb/ft	15500 - 1062	15500 - 1062	15500 - 1062	9500 - 651	11000 - 754	15500 - 1062
Temperature	°C °F	-40 / +93 -40 / +200	-40 / +93 -40 / +200	+5 / +93 +40 / +200	+5 / +105 +40 / +220	+5 / +93 +40 / +200	-46 / +130 -50 / +266
Belt Weight	kg/m ² lb/sqft ²	6.4 / 1.31	6.4 / 1.31	6.4 / 1.31	4.2 / 0.85	4.2 / 0.85	5.6 / 1.15

Diameter of idling rollers (min.)		Diameter of support rollers (min.)		Diameter for gravity take up center drive rollers (min.)		Backbending radius for elevators without side guards or hold down devices (min.)		Backbending radius for elevators with side guards or hold down devices (min.)	
mm	inch	mm	inch	mm	inch	mm	inch	mm	inch
50	2	50	2	100	4	150	6	-	-

Belth Width mm	203,2	237,0	270,8	304,6	338,4	372,2	406,0	439,8	450,0	507,4	541,2	575,0	608,8	642,6	676,4	710,2	811,6
Belth Width inch	8.00	9.33	10.66	11.99	13.32	14.65	15.98	17.31	18.65	19.98	21.31	22.64	23.97	25.30	26.63	27.96	31.95
Belth Width mm	845,4	879,2															
Belth Width inch	33.28	34.61															



Product Features and Functional Benefits

- Belt provides optimal open area for drainage and airflow.
- Less friction and product contact for easy cooking, cooling and freezing of products.
- Reduced dirt and oxide build due to self cleaning surface.
- Stainless steel pins option for high temperature applications.
- Easy to clean reduces downtime for cleaning time 70%.
- Stainless steel pins option reduce belt elongation for high temperature application.

Important Notes

- Standard belt increments 33,8 mm.
- Please contact with customer service for precise belt measurements.
- Special raw materials and additional colors available.
- Physical belt widths are generally 0.1% to 0.3% smaller.
- For PP material up to 750 mm (30") -3 mm to 0 mm and -0.4% to 0% for wider belts.
- For POM material up to 750 mm (30") -3 mm to 0 mm and -0.4% to 0% for wider belts.



MD254 GAP48%-EHT

Modular Belt Series


• **Packing Industry**
Shrink Tunnels

MD254 GAP48%-EHT (Extra High Temperature)



MODUTECH

Pitch:	25,7 mm / 1 inch
Belt Surface:	Open, Smooth Surface
Minimum Width:	203,2 mm / 8 inch
Open Area (%):	48%. (Biggest opening 9 x 13,5 mm and 6 x 16,5 mm)
Flight:	No
Sidewall:	No
Pin:	Ø5 mm / 0.197 inch - Stainless Steel
Approved:	No
Color:	Black
Cleanability:	Excellent
Belt Thickness:	11 mm / 0.433 inch

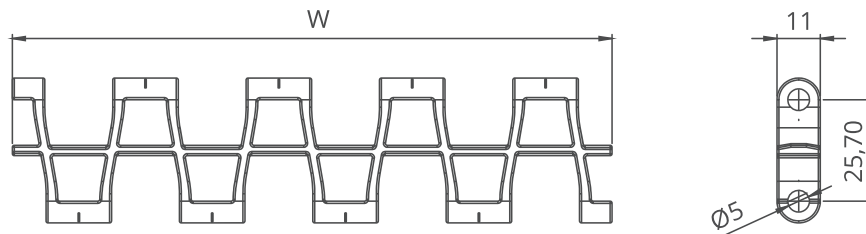


MD254 GAP48%-EHT Technical Information

Belt Material		EHT
Pin Material		SS
Belt Strength	N/m lb/ft	20000 - 1062
Temperature	°C °F	+4 / +230 +40 / +446
Belt Weight	kg/m ² lb/sqft ²	11.8 / 2.42

Diameter of idling rollers (min.)		Diameter of support rollers (min.)		Diameter for gravity take up center drive rollers (min.)		Backbending radius for elevators without side guards or hold down devices (min.)		Backbending radius for elevators with side guards or hold down devices (min.)	
mm	inch	mm	inch	mm	inch	mm	inch	mm	inch
50	2	50	2	100	4	150	6	-	-

Belth Width mm	203,2	237,0	270,8	304,6	338,4	372,2	406,0	439,8	450,0	507,4	541,2	575,0	608,8	642,6	676,4	710,2	811,6
Belth Width inch	8.00	9.33	10.66	11.99	13.32	14.65	15.98	17.31	18.65	19.98	21.31	22.64	23.97	25.30	26.63	27.96	31.95
Belth Width mm	845,4	879,2															
Belth Width inch	33.28	34.61															



Product Features and Functional Benefits

- Belt provides optimal open area for drainage and airflow.
- Stainless steel pins option for high temperature applications.
- Stainless steel pins option reduce belt elongation for high temperature application.

Important Notes

- **Standard belt increments 33,8 mm.**
- Please contact with customer service for precise belt measurements.
- Special raw materials and additional colors available.
- Physical belt widths are generally 0.1% to 0.3% smaller.

MD254 Series

Sprockets and Technical Specifications



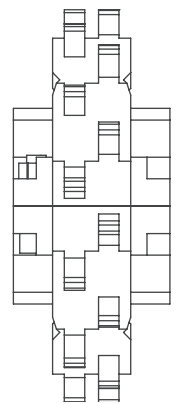
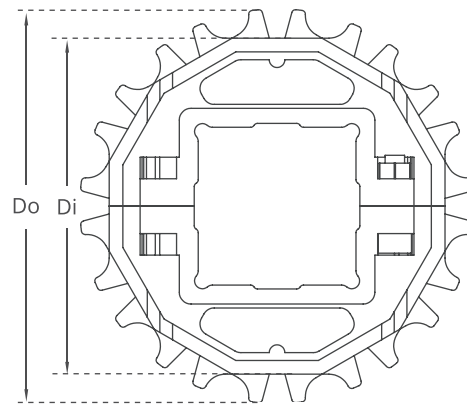
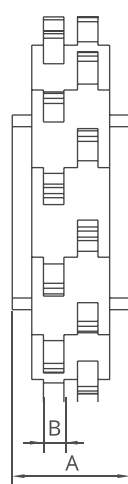
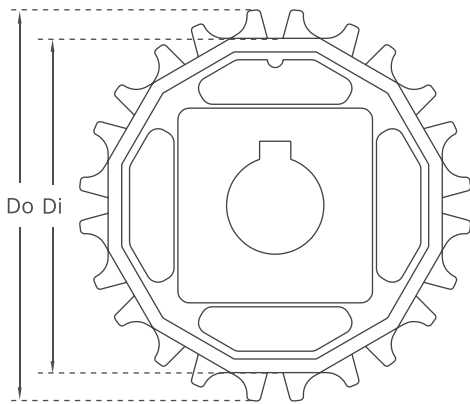
Z15



Z8



Z12-EHT



Split moulded sprockets are available.

MD254 C Series / Moulded Sprockets Dimensions

NO. TEETH	Di mm/inch	Do mm/inch	B mm/inch	A mm/inch	Square Bore (Q) mm/inch		Round Bore (R) mm/inch		PRODUCT CODE	
									Square Type (Q)	Round Type (R)
Z8	52,0 / 2.05	67,0 / 2.64	5,3 / 0.21	30,0 / 1.18	25	1	25	1	MD-TR254SQZ8*POM	MD-TR254SRZ8*POM
Z10	69,0 / 2.72	84,0 / 3.31	5,3 / 0.21	30,0 / 1.18	40	1.5	25-30	1-1.25	MD-TR254SQZ10*POM	MD-TR254SRZ10*POM
Z12	85,8 / 3.38	100,8 / 3.97	5,3 / 0.21	30,0 / 1.18	40	1.5	25-30-35	1-1.25	MD-TR254SQZ12*POM	MD-TR254SRZ12*POM
Z15	110,8 / 4.36	125,8 / 4.95	5,3 / 0.21	30,0 / 1.18	40	1.5	25-30	1-1.25	MD-TR254SQZ15*POM	MD-TR254SRZ15*POM
Z16	119,1 / 4.69	134,1 / 5.28	5,3 / 0.21	30,0 / 1.18	40	1.5	25-30	1-1.25	MD-TR254SQZ16*POM	MD-TR254SRZ16*POM
Z18	135,6 / 5.34	150,6 / 5.93	5,3 / 0.21	30,0 / 1.18	40	1.5	25-30-35	1-1.25	MD-TR254SQZ18*POM	MD-TR254SRZ18*POM
Z20	152,0 / 5.98	167,1 / 6.58	5,3 / 0.21	30,0 / 1.18	40	1.5	25-30	1-1.25	MD-TR254SQZ20*POM	MD-TR254SRZ20*POM

*Other sprockets and hub sizes are manufactured up to request. *POM (Acetal) and PP (Polypropylene) sprockets raw material is available on request.

*Machined Split Sprockets are available for each size.




Clamp



Machined Split Sprocket



Moulded Sprocket




Machined Sprocket

MD254 Series

Accessories and Technical Specifications

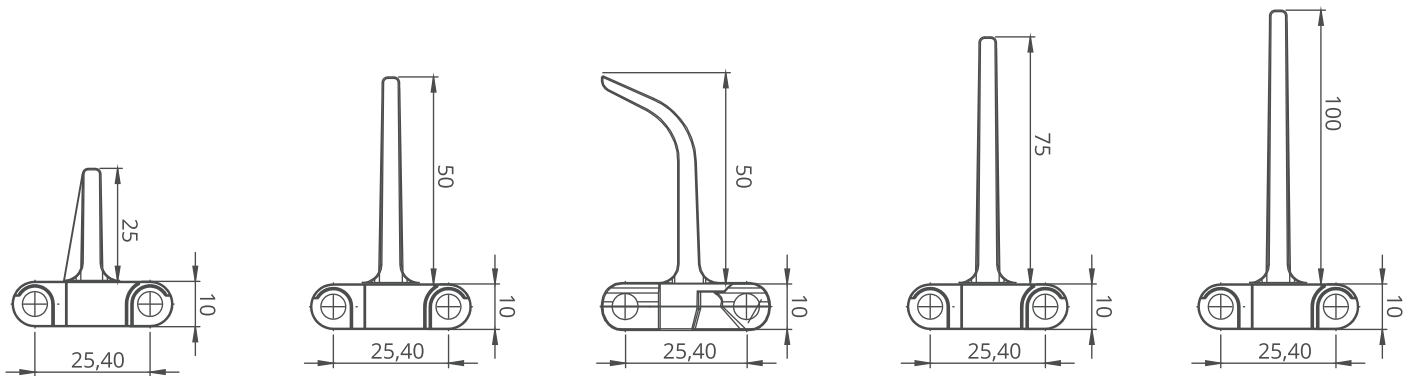


MODUTECH

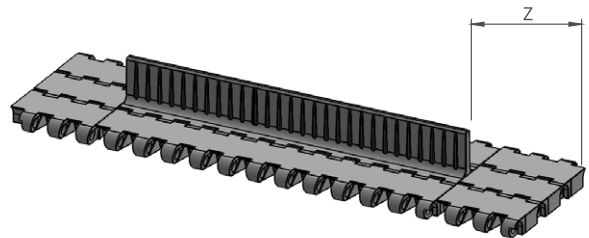



MD254 Series / Flight & Sidewall Dimensions

MD254 Series / Flights & Sidewalls				
PRODUCT CODE	Flight Height (mm/inch)	Flight Width (mm/inch)	PRODUCT CODE	Sidewall Height (mm/inch)
MD254T25	25 / 1	200 / 7.87	MD254SW25	25 / 1
MD254T50	50 / 2	200 / 7.87	MD254SW50	50 / 2
MD254T75	75 / 3	200 / 7.87	MD254SW75	75 / 3
MD254T100	100 / 4	200 / 7.87	MD254SW100	100 / 4
MD254TC50	50 / 2	200 / 7.87	-	-
MD254TCH50	50 / 2	200 / 7.87	-	-
MD254TNC75	75 / 3	200 / 7.87	-	-
MD254TNC100	100 / 4	200 / 7.87	-	-



* Additional flight dimensions are available up to 100 mm.




MD254 Series / Flight & Sidewall Technical Specifications

Possible Sidewall and Flights Indents	X		Y		Z	
	mm	inch	mm	inch	mm	inch
Standard, module cutting	25,7	1.01	15,2	0.60	33,3	1.31
Non-Standard, module cutting	34,0	1.34	23,6	0.93	41,7	1.64
Standard, module cutting	42,3	1.67	31,9	1.26	50,0	1.97
Non-Standard, module cutting	50,7	1.99	40,2	1.58	58,3	2.30
Standard, no module cutting	59,0	2.32	48,6	1.91	66,7	2.62

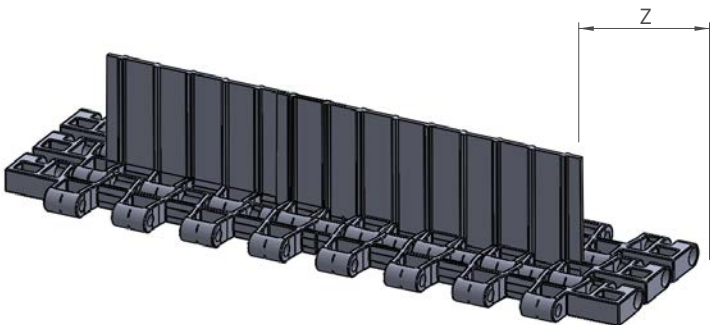
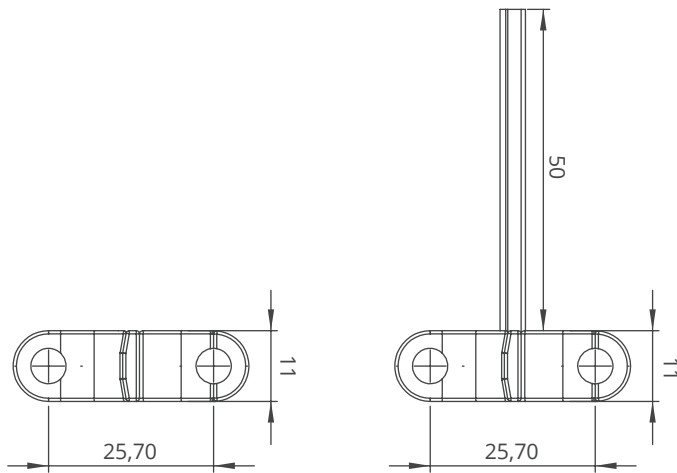
MD254 GAP48% Series

Engineering Information



MD254 GAP48% Series / Flight Dimensions

MD254 GAP48% Series / Flights				
PRODUCT CODE	Flight Height (mm/inch)	Flight Width (mm/inch)	PRODUCT CODE	Sidewall Height (mm/inch)
MD254G48T50	50 / 2	152 / 6	-	-



MD254 GAP48% Series / Flight Technical Specifications

Possible Flight Indents for MD254GAP48% Series	Z	
	mm	inch
Standard, no module cutting	27,8	1.09
Non-Standard, module cutting	34,1	1.34
Non-Standard, module cutting	67,9	2.67
Non-Standard, module cutting	101,7	4.00

*Non-standard flight indent is on request.

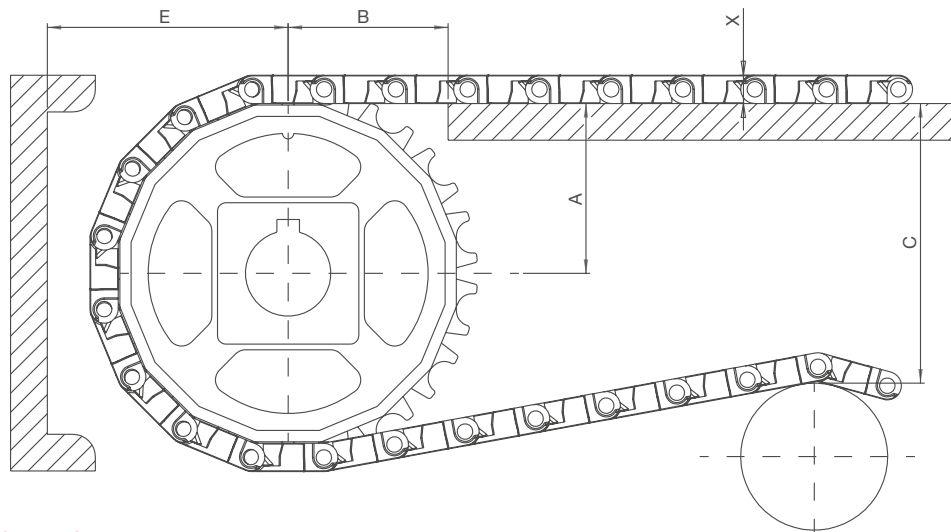
MD254 Series

Engineering Information



MODUTECH

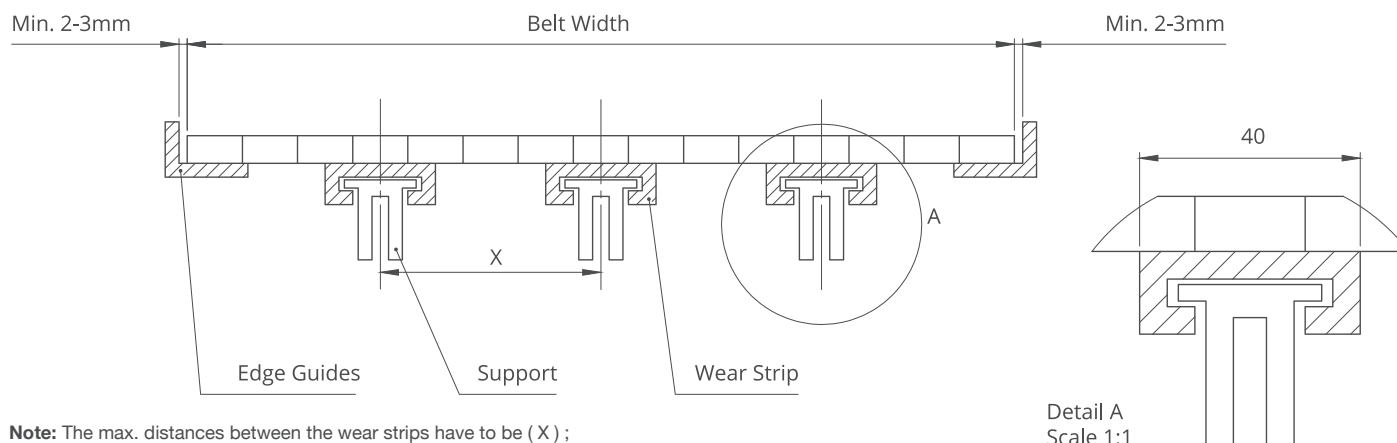
A - ± 0,031" (1mm) C - ± (Max.)
 B - ± 0,125" (3mm) E - ± (Min.)



MD254 Series / Conveyor Frame Dimensions

Sprockets Description			A		B		C		E		X	
Pitch Diameter		No. Teeth	Range (Bottom to Top)		inch	mm	inch	mm	inch	mm	inch	mm
inch	mm		inch	mm								
MD254 FG, MD254 C, MD254 GAP48%												
2.38	60,5	8	1.15	29,2	1.55	39,4	1.95	49,5	1.94	49,2	0.39	10,0
3.07	78,0	10	1.46	37,1	1.77	45,0	2.60	66,1	2.25	57,1	0.39	10,0
3.74	95,0	12	1.76	44,8	1.97	50,1	3.24	82,3	2.55	64,8	0.39	10,0
4.70	119,5	15	2.22	56,4	2.23	56,7	4.18	106,1	3.01	76,4	0.39	10,0
5.02	127,5	16	2.37	60,2	2.38	60,5	4.46	113,2	3.21	81,5	0.39	10,0
5.71	145,0	18	2.73	69,3	2.45	62,3	5.19	131,8	3.51	89,3	0.39	10,0
MD254 RR, MD254 GT												
2.38	60,5	8	1.15	29,2	1.55	39,4	1.95	49,5	2.18	55,4	0.64	16,3
3.07	78,0	10	1.46	37,1	1.77	45,0	2.60	66,1	2.48	63,1	0.64	16,3
3.74	95,0	12	1.76	44,8	1.97	50,1	3.24	82,3	2.79	70,9	0.64	16,3
4.70	119,5	15	2.22	56,4	2.23	56,7	4.18	106,1	3.25	82,7	0.64	16,3
5.02	127,5	16	2.37	60,2	2.38	60,5	4.46	113,2	3.46	87,8	0.64	16,3
5.71	145,0	18	2.73	69,3	2.45	62,3	5.19	131,8	3.76	95,5	0.64	16,3
MD254 FG-RT, MD254 C-RT												
2.38	60,5	8	0.99	25,2	1.55	39,4	1.79	45,5	2.09	53,2	0.71	18,0
3.07	78,0	10	1.30	33,1	1.77	45,0	2.44	62,1	2.41	61,1	0.71	18,0
3.74	95,0	12	1.61	40,8	1.97	50,1	3.08	78,3	2.71	68,8	0.71	18,0
4.70	119,5	15	2.06	52,4	2.23	56,7	4.02	102,1	3.17	80,4	0.71	18,0
5.02	127,5	16	2.21	56,2	2.38	60,5	4.30	109,2	3.37	85,5	0.71	18,0
5.71	145,0	18	2.57	65,3	2.45	62,3	5.03	127,8	3.67	93,3	0.71	18,0

MD254 Series / Slider Support System For Straight Running Belts

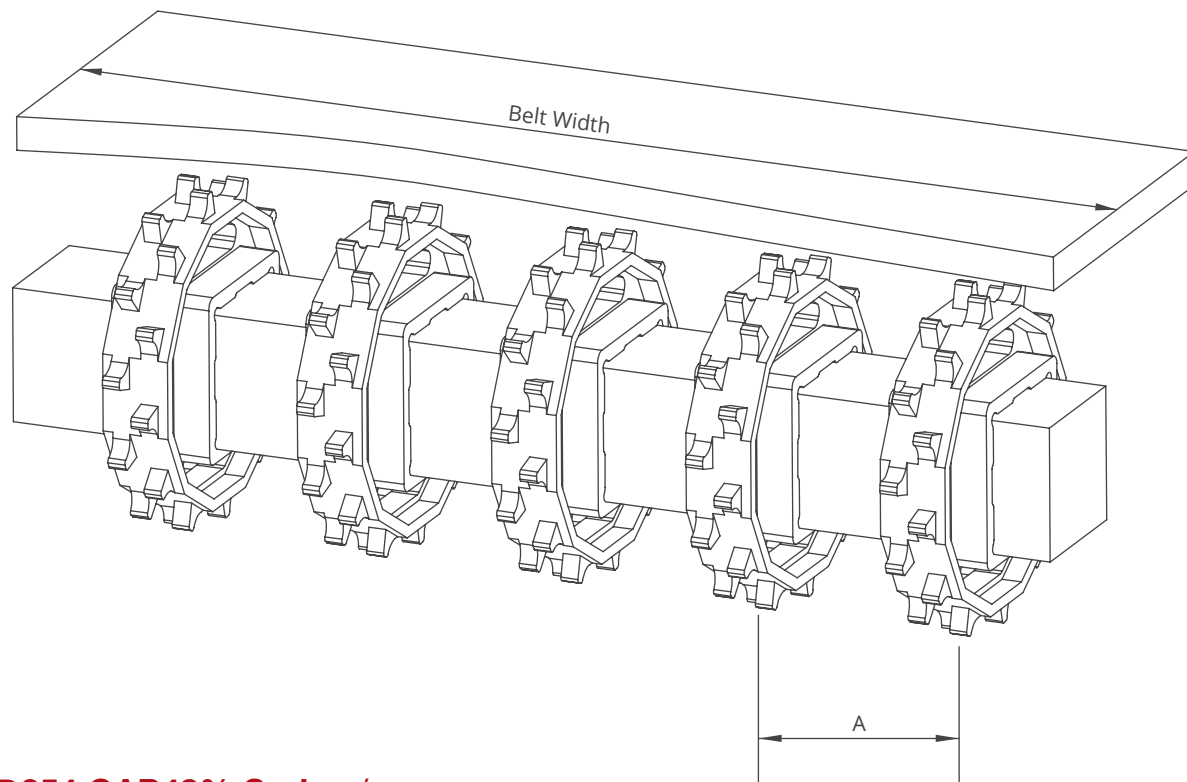


Note: The max. distances between the wear strips have to be (X) ;

125 mm for 2" belts
 80 mm for 1" / 0.5" belts

MD254 GAP48% Series

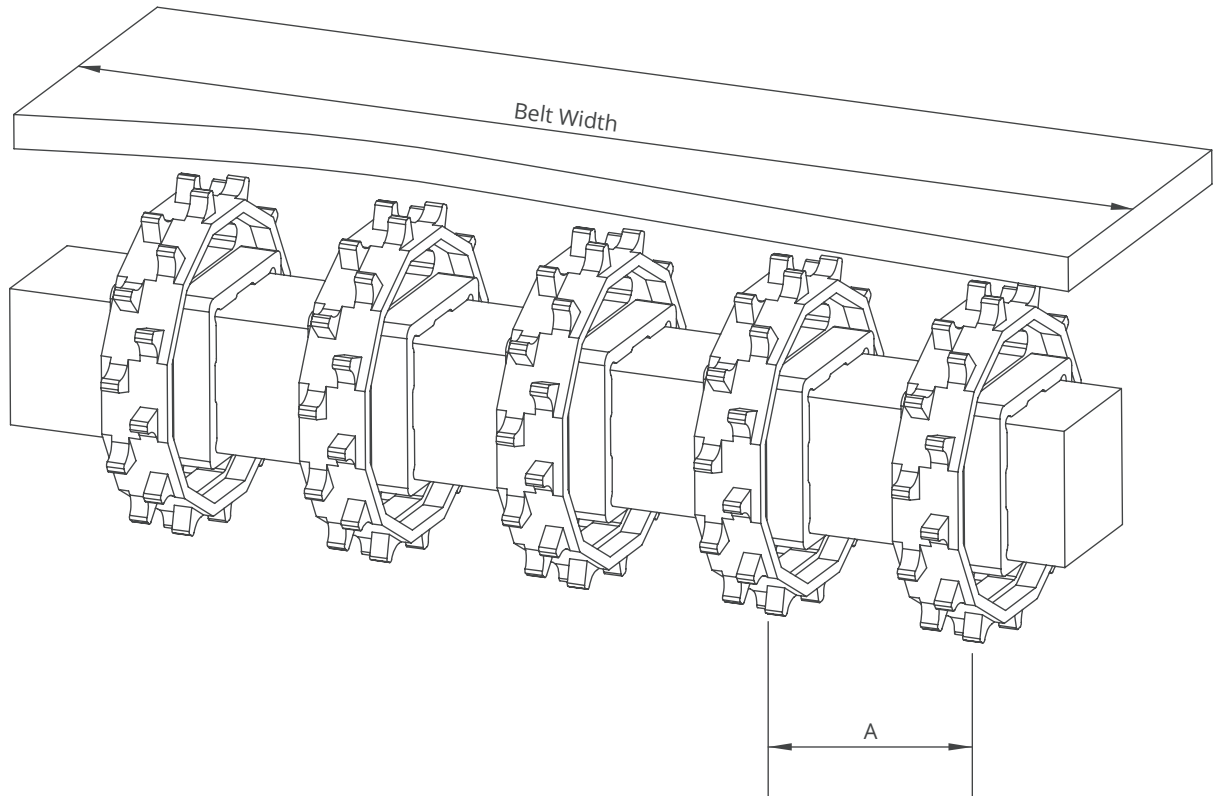
Engineering Information



MD254 GAP48% Series / Sprockets Arrangement

Standard Belt Width		Number of sprockets per shaft		A (mm/inch)	
mm	inch	Drive Shaft	Return Shaft	Min.	Max.
203,2	8.0	2	2	60/2.36	170/6.6
237,0	9.3	2	2	60/2.36	170/6.6
270,8	10.7	2	2	60/2.36	170/6.6
304,6	12.0	3	2	60/2.36	170/6.6
338,4	13.3	3	2	60/2.36	170/6.6
372,2	14.7	4	3	60/2.36	170/6.6
406,0	16.0	4	3	60/2.36	170/6.6
439,8	17.3	4	3	60/2.36	170/6.6
473,6	18.6	5	3	60/2.36	170/6.6
507,4	20.0	5	3	60/2.36	170/6.6
541,2	21.3	5	3	60/2.36	170/6.6
575,0	22.6	5	3	60/2.36	170/6.6
608,8	24.0	6	4	60/2.36	170/6.6
642,6	25.3	6	4	60/2.36	170/6.6
676,4	26.6	6	4	60/2.36	170/6.6
710,2	28.0	7	4	60/2.36	170/6.6
744,0	29.3	7	4	60/2.36	170/6.6
777,8	30.6	7	4	60/2.36	170/6.6
811,6	32.0	7	4	60/2.36	170/6.6
845,4	33.3	8	4	60/2.36	170/6.6
879,2	34.6	8	5	60/2.36	170/6.6
913,0	35.9	8	5	60/2.36	170/6.6
946,8	37.3	8	5	60/2.36	170/6.6
980,6	38.6	8	5	60/2.36	170/6.6
1014,4	39.9	9	5	60/2.36	170/6.6
1048,2	41.3	9	5	60/2.36	170/6.6

Note: Number of sprockets depends on the belt load.



MD254 Series / Sprockets Arrangement

Standard Belt Width		Number of sprockets per shaft		A (mm/inch)	
mm	inch	Drive Shaft	Return Shaft	Min.	Max.
150,0	6.0	2	2	50/2	120/4.7
200,0	8.0	2	2	50/2	120/4.7
250,0	10.0	3	2	50/2	120/4.7
300,0	12.0	3	2	50/2	120/4.7
350,0	14.0	3	3	50/2	120/4.7
400,0	16.0	4	3	50/2	120/4.7
450,0	18.0	4	3	50/2	120/4.7
500,0	20.0	5	4	50/2	120/4.7
550,0	22.0	5	4	50/2	120/4.7
600,0	24.0	6	5	50/2	120/4.7
700,0	26.0	7	5	50/2	120/4.7
800,0	28.0	8	6	50/2	120/4.7
900,0	30.0	9	7	50/2	120/4.7
1000,0	32.0	10	7	50/2	120/4.7

Note: Number of sprockets depends on the belt load.

HC508

Single Module

Modular Belt Series

*HC508 C-MTW / Mold to Width
Sprockets & Accessories
Engineering Information*







HC508 C-MTW

Mold to Width

Modular Belt Series

• Meat Applications

Slaughtering - Evisceration, Cutting Lines, Debonning Lines,
Bone Takeaway, Dressing Lines, Trim Lines

• Poultry Applications

Live Birds, Slaughtering - Evisceration, Skinning, Cut - Up,
Chiller Discharge, Bird Accumulation, Freezing Lines, Elevator

• Sea Food Applications

Trim Lines, Control Tables, Glazing, Elevator

HC508 C-MTW (Mold to Width)



MODUTECH

Pitch:	50,8 mm / 2 inch
Belt Surface:	Close, Smooth Surface
Minimum Width:	406,4 mm / 16 inch
Open Area (%):	0%
Flight:	No
Sidewall:	No
Pin:	Ø 6 mm / 0.236 inch - Self Lock
Approved:	FDA and EU
Color:	Blue / White
Cleanability:	Excellent
Belt Thickness:	16 mm / 0.63 inch



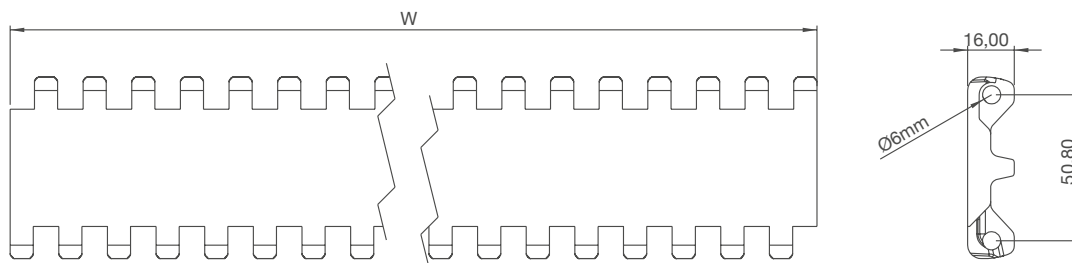
- Available single modules: 16", 18", 20", 24"

HP508 C-MTW Technical Information

Belt Material		POM	POM	POM	POM	PE	PE
Pin Material		POM	PA	PBT	PE	POM	PE
Belt Strength	N/m lb/ft	30000 - 2055	30000 - 2055	30000 - 2055	18000 - 1233	10000 - 685	26400 - 685
Temperature	°C °F	-40 / +93 -40 / +200	-40 / +93 -40 / +200	-40 / +93 -40 / +200	-40 / +65 -40 / +150	-40 / +65 -40 / +150	-70 / +65 -50 / +150
Belt Weight	kg/m ² lb/sqft ²	13.5 / 2.77	13.5 / 2.77	13.5 / 2.77	13.5 / 2.77	9.4 / 1.93	9.4 / 1.93

Diameter of idling rollers (min.)		Diameter of support rollers (min.)		Diameter for gravity take up center drive rollers (min.)		Backbending radius for elevators without side guards or hold down devices (min.)		Backbending radius for elevators with side guards or hold down devices (min.)	
mm	inch	mm	inch	mm	inch	mm	inch	mm	inch
90	3.5	100	4	150	6	-	-	-	-

Belth Width mm	406,4	457,2	508,0	609,6
Belth Width inch	16.00	18.00	20.00	24.00



Product Features and Functional Benefits

- High clean&open hinge design reduces downtime for cleaning time 70%.
- Reduces bacteria growth.
- Unique sprocket engagement - higher product load and longer conveyors.
- Strong and one-piece frame supports allow more load without breaking.
- Impact resistance to withstand heavy objects falling into the belt.

Important Notes

- Standard belt increments 50,8 mm.
- Non-Standard belt increments 16,9 mm.
- Please contact with customer service for precise belt measurements.
- Special raw materials and additional colors available.
- Physical belt widths are generally 0.1% to 0.3% bigger.



MODUTECH®

EC508

Modular Belt Series

EC508 C

EC508 C-RT / Roller Top

EC508 GT / Friction Top

EC508 PR22%

EC508 FG

EC508 FG-NT

EC508 PR11%

EC508 PR13%

EC508 DT

EC508 NT

Sprockets & Accessories

Engineering Information







EC508 C

Modular Belt Series

- **Meat Applications**

Slaughtering - Evisceration, Cutting Lines, Debonning Lines,
Bone Takeaway, Dressing Lines, Trim Lines

- **Poultry Applications**

Live Birds, Slaughtering - Evisceration, Skinning, Cut - Up,
Chiller Discharge, Bird Accumulation, Freezing Lines, Elevator

- **Sea Food Applications**

Trim Lines, Control Tables, Glazing, Elevator

- **Bakery Applications**

Row Dough Handling, Laminating Lines

- **Snack Food Applications**

Potato Processing

- **Fruits and Vegetables Applications**

Bulk Feeding, Elevator, Control Sorting Table, Filling

- **Automotive Applications**

Chair Lift - Feeder

- **Packaging Applications**


Bluk Inclines, Box Transport Horizontal

EC508 C



MODUTECH

Pitch:	50,8 mm / 2 inch
Belt Surface:	Close, Smooth Surface
Minimum Width:	100 mm / 3.94 inch
Open Area (%):	0%
Flight:	Yes
Sidewall:	Yes
Pin:	Ø7 mm / 0.276 inch - Self Lock
Approved:	FDA and EU
Color:	Blue / White / Gray
Cleanability:	Excellent
Belt Thickness:	16 mm / 0.630 inch

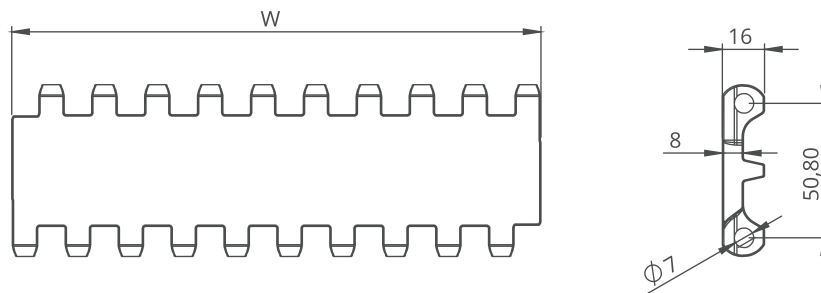


EC508 C Technical Information

Belt Material		POM	POM	POM	PP	PP	PE	PE
Pin Material		PA	POM	PE	PP	POM	POM	PE
Belt Strength	N/m lb/ft	30000 - 2055	30000 - 2055	18000 - 1233	18000 - 1233	18000 - 1233	10000 -685	10000 -685
Temperature	°C °F	-40 / +93 -40 / +200	-40 / +93 -40 / +200	-40 / +65 -40 / +150	+5 / +105 +40 / +220	+5 / +93 +40 / +200	-40 / +65 +40 / +150	-70 / +65 -50 / +150
Belt Weight	kg/m² lb/sqft²	13.5 / 2.77	13.5 / 2.77	13.5 / 2.77	9.0 / 1.85	9.0 / 1.85	9.4 / 1.93	9.4 / 1.93

Diameter of idling rollers (min.)		Diameter of support rollers (min.)		Diameter for gravity take up center drive rollers (min.)		Backbending radius for elevators without side guards or hold down devices (min.)		Backbending radius for elevators with side guards or hold down devices (min.)	
mm	inch	mm	inch	mm	inch	mm	inch	mm	inch
90	3.5	100	4	150	6	150	6	250	10

Belth Width mm	200,0	300,0	400,0	500,0	600,0	700,0	800,0	900,0	1000,0	1100,0	1200,0	1300,0	1400,0	1500,0	1600,0	1700,0	1800,0
Belth Width inch	7.87	11.81	15.75	16.69	23.62	27.56	31.50	35.43	39.37	43.31	47.24	51.18	55.12	59.06	62.99	66.93	70.87
Belth Width mm	1900,0	2000,0	2100,0	2200,0													
Belth Width inch	74.80	78.74	82.68	86.61													



Product Features and Functional Benefits

- Easy to clean reduces downtime for cleaning time 70%.
- Close transfer applications.
- Reduces bacteria growth.
- Unique sprocket engagement - higher product load and longer conveyors.
- Strong and thick product supports allow more load without breaking.
- Impact resistance to withstand heavy objects falling into the belt.

Important Notes

- Standard belt increments 100 mm.
- Non-standard belt increments 20 mm.
- Please contact with customer service for precise belt measurements.
- Special raw materials and additional colors available.
- Physical belt widths are generally 0.1% to 0.3% smaller.
- For PE material up to 750 mm (30") -3 mm to 0 mm and -0.4% to 0% for wider belts.
- For PP material up to 750 mm (30") -3 mm to 0 mm and -0.3% to 0.1% for wider belts.
- For POM material up to 750 mm (30") -3 mm to 0 mm and -0.4% to 0% for wider belts.



EC508 C-RT

Roller Top

Modular Belt Series

- **Meat Applications**

Slaughtering - Evisceration, Cutting Lines, Debonning Lines,
Bone Takeaway, Dressing Lines, Trim Lines

- **Poultry Applications**

Live Birds, Slaughtering - Evisceration, Skinning, Cut - Up,
Chiller Discharge, Bird Accumulation, Freezing Lines, Elevator

- **Sea Food Applications**

Trim Lines, Control Tables, Glazing, Elevator

- **Bakery Applications**

Row Dough Handling, Laminating Lines

- **Snack Food Applications**

Potato Processing

- **Fruits and Vegetables Applications**

Bulk Feeding, Elevator, Control Sorting Table, Filling

- **Automotive Applications**

Chair Lift - Feeder

- **Packaging Applications**


Bluk Inclines, Box Transport Horizontal

EC508 C-RT (Roller Top)



MODUTECH

Pitch:	50,8 mm / 2 inch
Belt Surface:	Close, Roller Top Surface
Minimum Width:	100 mm / 3.94 inch
Open Area (%):	0%
Flight:	Yes
Sidewall:	Yes
Pin:	Ø7 mm / 0.276 inch - Self Lock
Approved:	FDA and EU
Color:	Blue / White / Gray
Cleanability:	Excellent
Belt Thickness:	23 mm / 0.9 inch

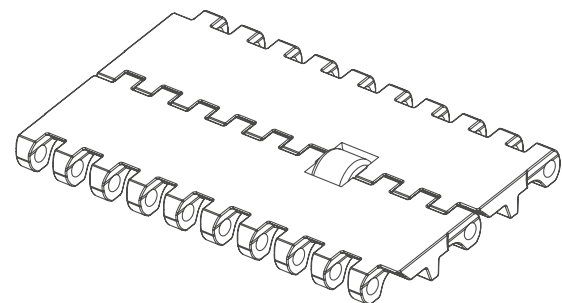
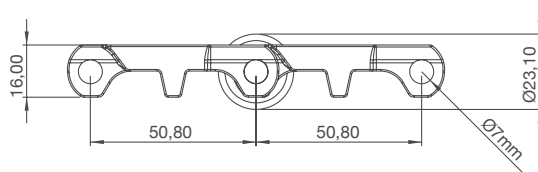


EC508 C-RT Technical Information

Belt Material		POM	POM
Roller Material		POM	
Pin Material		PA	POM
Belt Strength	N/m lb/ft	22500 - 1541	22500 - 1541
Temperature	°C °F	-40 / +93 -40 / +200	-40 / +93 -40 / +200
Belt Weight	kg/m ² lb/sqft ²	13.5 / 2.77	13.5 / 2.77

Diameter of idling rollers (min.)		Diameter of support rollers (min.)		Diameter for gravity take up center drive rollers (min.)		Backbending radius for elevators without side guards or hold down devices (min.)		Backbending radius for elevators with side guards or hold down devices (min.)	
mm	inch	mm	inch	mm	inch	mm	inch	mm	inch
90	3.5	100	4	150	6	150	6	250	10

Belth Width mm	300,0	400,0	500,0	600,0	700,0	800,0	900,0	1000,0	1100,0	1200,0	1300,0	1400,0	1500,0	1600,0	1700,0	1800,0	1900,0
Belth Width inch	11.81	15.75	16.69	23.62	27.56	31.50	35.43	39.37	43.31	47.24	51.18	55.12	59.06	62.99	66.93	70.87	74.80
Belth Width mm	2000,0	2100,0	2200,0														
Belth Width inch	78.74	82.68	86.61														



Product Features and Functional Benefits

- Easy to clean reduces downtime for cleaning time 70%.
- Close transfer applications.
- Reduces bacteria growth.
- Unique sprocket engagement - higher product load and longer conveyors.
- Strong and thick product supports allow more load without breaking.
- Impact resistance to withstand heavy objects falling into the belt.

Important Notes

- Standard belt increments 100 mm.
- Non-standard belt increments 20 mm.
- Please contact with customer service for precise belt measurements.
- Special raw materials and additional colors available.
- Physical belt widths are generally 0.1% to 0.3% smaller.
- For PE material up to 750 mm (30") -3 mm to 0 mm and -0.4% to 0% for wider belts.
- For PP material up to 750 mm (30") -3 mm to 0 mm and -0.3% to 0.1% for wider belts.
- For POM material up to 750 mm (30") -3 mm to 0 mm and -0.4% to 0% for wider belts.



EC508 GT

Friction Top

Modular Belt Series

- **Meat Applications**

Slaughtering - Evisceration, Cutting Lines, Debonning Lines, Bone Takeaway, Dressing Lines, Trim Lines

- **Poultry Applications**

Live Birds, Slaughtering - Evisceration, Skinning, Cut - Up, Chiller Discharge, Bird Accumulation, Freezing Lines, Elevator

- **Sea Food Applications**

Trim Lines, Control Tables, Glazing, Elevator

- **Bakery Applications**

Row Dough Handling, Laminating Lines

- **Snack Food Applications**

Potato Processing

- **Fruits and Vegetables Applications**

Bulk Feeding, Elevator, Control Sorting Table, Filling

- **Automotive Applications**

Chair Lift - Feeder

- **Packaging Applications**

Bluk Inclines, Box Transport Horizontal

EC508 GT (FrictionTop)



MODUTECH

Pitch:	50,8 mm / 2 inch
Belt Surface:	Close, Friction Top Surface
Minimum Width:	100 mm / 3.94 inch
Open Area (%):	0%
Flight:	Yes
Sidewall:	Yes
Pin:	Ø7 mm / 0.276 inch - Self Lock
Approved:	FDA and EU
Color:	Blue / White
Cleanability:	Excellent
Belt Thickness:	19 mm / 0.75 inch

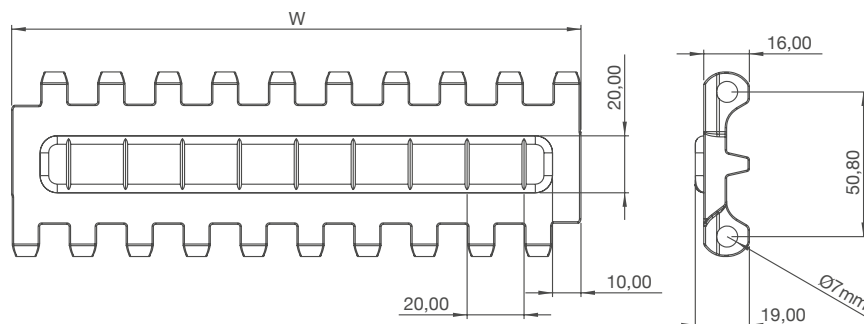


EC508 GT Technical Information

Belt Material		PP	PP
Rubber Material		TPE	
Pin Material		PP	POM
Belt Strength	N/m lb/ft	29000 - 1987	31000 - 2124
Temperature	°C °F	+5 / +60 +40 / +140	+5 / +60 +40 / +140
Belt Weight	kg/m ² lb/sqft ²	9.9 / 2.03	9.9 / 2.03

Diameter of idling rollers (min.)		Diameter of support rollers (min.)		Diameter for gravity take up center drive rollers (min.)		Backbending radius for elevators without side guards or hold down devices (min.)		Backbending radius for elevators with side guards or hold down devices (min.)	
mm	inch	mm	inch	mm	inch	mm	inch	mm	inch
50	3.5	100	4	150	6	150	6	250	10

Belth Width mm	200,0	300,0	400,0	500,0	600,0	700,0	800,0	900,0	1000,0	1100,0	1200,0	1300,0	1400,0	1500,0	1600,0	1700,0	1800,0
Belth Width inch	7.87	11.81	15.75	19.69	23.62	27.56	31.50	35.43	39.37	43.31	47.24	51.18	55.12	59.06	62.99	66.93	70.87
Belth Width mm	1900,0	2000,0	2100,0	2200,0													
Belth Width inch	74.80	78.74	82.68	86.61													



Product Features and Functional Benefits

- Easy to clean reduces downtime for cleaning time 70%.
- Close transfer applications.
- Reduces bacteria growth.
- Unique sprocket engagement - higher product load and longer conveyors.
- Strong and thick product supports allow more load without breaking.
- Impact resistance to withstand heavy objects falling into the belt.

Important Notes

- Standard belt increments 100 mm.
- Non-standard belt increments 20 mm.
- Please contact with customer service for precise belt measurements.
- Special raw materials and additional colors available.
- Physical belt widths are generally 0.1% to 0.3% smaller.
- Up to 750 mm (30") -3 mm to 0 mm and -0.4% to 0% for wider belts.



EC508 PR22%

Modular Belt Series

- **Meat Applications**

Dressing Lines, Trim Lines, Elevator, Metal Detector

- **Poultry Applications**

Cut-up Lines, Debonning Lines, Chiller Discharge,
Rehang / Bird Accumulation, Freezing Lines, Elevators

- **Sea Food Applications**

Draining, Elevator

- **Snack Food Applications**

Can Draining

- **Fruits and Vegetables Applications**


Prewashing / Rinsing, Draining, Peeling, Elevator, Blanching

EC508 PR22%



MODUTECH

Pitch:	50,8 mm / 2 inch
Belt Surface:	Open, Smooth Surface
Minimum Width:	100 mm / 3.94 inch
Open Area (%):	22%. (Biggest opening 3 x 12 mm)
Flight:	Yes
Sidewall:	Yes
Pin:	Ø7 mm / 0.276 inch - Self Lock
Approved:	FDA and EU
Color:	Blue / White / Gray
Cleanability:	Excellent
Belt Thickness:	16 mm / 0.630 inch

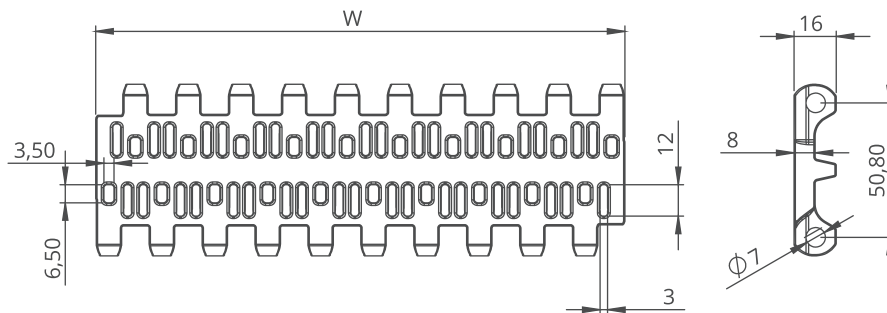


EC508 PR22% Technical Information

Belt Material		POM	POM	POM	PP	PP	PE	PE
Pin Material		PA	POM	PE	PP	POM	POM	PE
Belt Strength	N/m lb/ft	30000 - 2055	30000 - 2055	18000 - 1233	18000 - 1233	18000 - 1233	10000 -685	10000 -685
Temperature	°C °F	-40 / +93 -40 / +200	-40 / +93 -40 / +200	-40 / +65 -40 / +150	+5 / +105 +40 / +220	+5 / +93 +40 / +200	-40 / +65 +40 / +150	-70 / +65 -50 / +150
Belt Weight	kg/m² lb/sqft²	13.5 / 2.77	13.5 / 2.77	13.5 / 2.77	9.0 / 1.85	9.0 / 1.85	9.4 / 1.93	9.4 / 1.93

Diameter of idling rollers (min.)		Diameter of support rollers (min.)		Diameter for gravity take up center drive rollers (min.)		Backbending radius for elevators without side guards or hold down devices (min.)		Backbending radius for elevators with side guards or hold down devices (min.)	
mm	inch	mm	inch	mm	inch	mm	inch	mm	inch
90	3.5	100	4	150	6	150	6	250	10

Belth Width mm	200,0	300,0	400,0	500,0	600,0	700,0	800,0	900,0	1000,0	1100,0	1200,0	1300,0	1400,0	1500,0	1600,0	1700,0	1800,0
Belth Width inch	7.87	11.81	15.75	16.69	23.62	27.56	31.50	35.43	39.37	43.31	47.24	51.18	55.12	59.06	62.99	66.93	70.87
Belth Width mm	1900,0	2000,0	2100,0	2200,0													
Belth Width inch	74.80	78.74	82.68	86.61													



Product Features and Functional Benefits

- Unique sprocket engagement - precise indexing, easy cleaning.
- Different openings to optimize performance in cooling and draining applications.
- Easy to clean reduces downtime for cleaning time 70%.
- Unique sprocket engagement - higher product load and longer conveyors.
- Reduces bacteria growth.

Important Notes

- Standard belt increments 100 mm.
- Non-standard belt increments 20 mm.
- Please contact with customer service for precise belt measurements.
- Special raw materials and additional colors available.
- Physical belt widths are generally 0.1% to 0.3% smaller.
- For PE material up to 750 mm (30") -3 mm to 1 mm and -0.3% to 0.3% for wider belts.
- For PP material up to 750 mm (30") -2 mm to 1 mm and -0.3% to 0.1% for wider belts.
- For POM material up to 750 mm (30") -3 mm to 0 mm and -0.4% to 0% for wider belts.



EC508 FG

Modular Belt Series

- **Bakery Applications**

Oven Infeed/Outfeed, Cooling Lines, Coating Lines, Glazing Lines, Freezing Lines, Conditioning Lines

- **Sea Food Applications**

Breeding Machines, Draining Lines

- **Snack Food Applications**

Proofer Lines, Boiler Infeed, Oven Infeed / Outfeed, Cooling Lines

- **Fruits and Vegetables Applications**

Prewashing / Rinsing, Draining

- **Tire Manufacturing Applications**


Mixer Infeed / Outfeed, Extrusion Shower Lines, Cooling Incline, Cooling Decline, Cooling Horizontal

EC508 FG



MODUTECH

Pitch:	50,8 mm / 2 inch
Belt Surface:	Open, Smooth Surface
Minimum Width:	200 mm / 7.87 inch
Open Area (%):	35%. (Biggest opening 9 x 12 mm)
Flight:	Yes
Sidewall:	Yes
Pin:	Ø7 mm / 0.276 inch - Self Lock
Approved:	FDA and EU
Color:	Blue / White
Cleanability:	Excellent
Belt Thickness:	16 mm / 0.630 inch

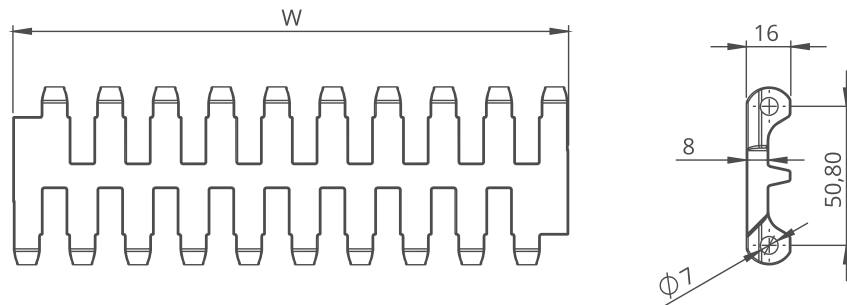


EC508 FG Technical Information

Belt Material		POM	POM	POM	PP	PP	PE
Pin Material		PA	POM	PP	PP	POM	POM
Belt Strength	N/m lb/ft	25500 - 1746	25500 - 1746	24500 - 1678	17500 - 1200	17500 - 1200	10000 - 684
Temperature	°C °F	-40 / +93 -40 / +200	-40 / +93 -40 / +200	+5 / +93 +40 / +200	+5 / +105 +40 / +220	+5 / +93 +40 / +200	-40 / +65 -40 / +150
Belt Weight	kg/m ² lb/sqft ²	11.0 / 2.25	11.0 / 2.25	11.0 / 2.25	7.5 / 1.54	7.5 / 1.54	8.0 / 1.65

Diameter of idling rollers (min.)		Diameter of support rollers (min.)		Diameter for gravity take up center drive rollers (min.)		Backbending radius for elevators without side guards or hold down devices (min.)		Backbending radius for elevators with side guards or hold down devices (min.)	
mm	inch	mm	inch	mm	inch	mm	inch	mm	inch
90	3.5	100	4	150	6	150	6	250	10

Belth Width mm	200,0	300,0	400,0	500,0	600,0	700,0	800,0	900,0	1000,0	1100,0	1200,0	1300,0	1400,0	1500,0	1600,0	1700,0	1800,0
Belth Width inch	7.87	11.81	15.75	16.69	23.62	27.56	31.50	35.43	39.37	43.31	47.24	51.18	55.12	59.06	62.99	66.93	70.87
Belth Width mm	1900,0	2000,0	2100,0	2200,0													
Belth Width inch	74.80	78.74	82.68	86.61													



Product Features and Functional Benefits

- Belt provides optimal open area for drainage and airflow.
- Less friction and product contact for easy cooking, cooling and freezing of products.
- Reduced dirt and oxide build due to self cleaning surface.
- Easy to clean reduces downtime for cleaning time 70%.

Important Notes

- Standard belt increments 100 mm.
- Non-standard belt increments 20 mm.
- Please contact with customer service for precise belt measurements.
- Special raw materials and additional colors available.
- For PE material up to 750 mm (30") 0 mm to 1 mm and 0% to 0.1% for wider belts.
- For POM material up to 750 mm (30") -3 mm to 0 mm and -0.3% to 0% for wider belts.



EC508 FG-NT

Modular Belt Series

- **Bakery Applications**

Oven Infeed/Outfeed, Cooling Lines, Coating Lines, Glazing Lines, Freezing Lines, Conditioning Lines

- **Sea Food Applications**

Breeding Machines, Draining Lines

- **Snack Food Applications**

Proofer Lines, Boiler Infeed, Oven Infeed / Outfeed, Cooling Lines

- **Fruits and Vegetables Applications**

Prewashing / Rinsing, Draining

- **Tire Manufacturing Applications**


Mixer Infeed / Outfeed, Extrusion Shower Lines, Cooling Incline, Cooling Decline, Cooling Horizontal

EC508 FG-NT



MODUTECH

Pitch:	50,8 mm / 2 inch
Belt Surface:	Open, Nub Top Surface
Minimum Width:	200 mm / 7.87 inch
Open Area (%):	35%. (Biggest opening 9 x 12 mm)
Flight:	Yes
Sidewall:	Yes
Pin:	Ø7 mm / 0.275 inch - Self Lock
Approved:	FDA and EU
Color:	Blue / White
Cleanability:	Excellent
Belt Thickness:	18.5 mm / 0.728 inch

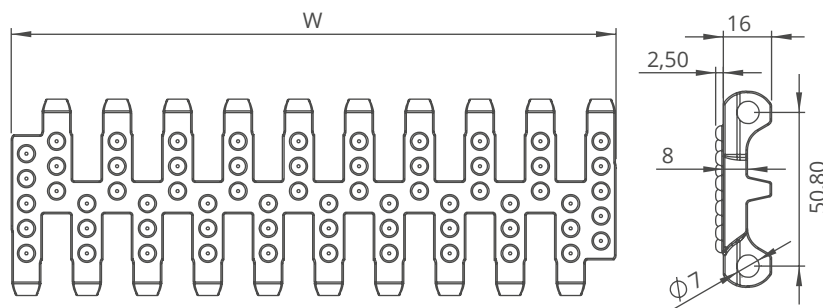


EC508 FG-NT Technical Information

Belt Material		POM	POM	POM	PP	PP	PE
Pin Material		PA	POM	PP	PP	POM	POM
Belt Strength	N/m lb/ft	25500 - 1746	25500 - 1746	24500 - 1678	17500 - 1200	17500 - 1200	10000 - 684
Temperature	°C °F	-40 / +93 -40 / +200	-40 / +93 -40 / +200	+5 / +93 +40 / +200	+5 / +105 +40 / +220	+5 / +93 +40 / +200	-40 / +65 -40 / +150
Belt Weight	kg/m ² lb/sqft ²	11.0 / 2.25	11.0 / 2.25	11.0 / 2.25	7.5 / 1.54	7.5 / 1.54	8.0 / 1.65

Diameter of idling rollers (min.)		Diameter of support rollers (min.)		Diameter for gravity take up center drive rollers (min.)		Backbending radius for elevators without side guards or hold down devices (min.)		Backbending radius for elevators with side guards or hold down devices (min.)	
mm	inch	mm	inch	mm	inch	mm	inch	mm	inch
90	3.5	100	4	150	6	150	6	250	10

Belth Width mm	200,0	300,0	400,0	500,0	600,0	700,0	800,0	900,0	1000,0	1100,0	1200,0	1300,0	1400,0	1500,0	1600,0	1700,0	1800,0
Belth Width inch	7.87	11.81	15.75	16.69	23.62	27.56	31.50	35.43	39.37	43.31	47.24	51.18	55.12	59.06	62.99	66.93	70.87
Belth Width mm	1900,0	2000,0	2100,0	2200,0													
Belth Width inch	74.80	78.74	82.68	86.61													



Product Features and Functional Benefits

- Belt provides optimal open area for drainage and airflow.
- Less friction and product contact for easy cooking, cooling and freezing of products.
- Non-adhesive due to reduced contact surface.
- Reduced dirt and oxide build due to self cleaning surface.
- Easy to clean reduces downtime for cleaning time 70%.

Important Notes

- Standard belt increments 100 mm.
- Non-standard belt increments 20 mm.
- Please contact with customer service for precise belt measurements.
- Special raw materials and additional colors available.
- For PE material up to 750 mm (30") 0 mm to 1 mm and 0% to 0.1% for wider belts.
- For POM material up to 750 mm (30") -3 mm to 0 mm and -0.3% to 0% for wider belts.



EC508 PR11%

Modular Belt Series

- **Meat Applications**

Dressing Lines, Trim Lines, Elevator, Metal Detector

- **Poultry Applications**

Cut-up Lines, Debonning Lines, Chiller Discharge,
Rehang / Bird Accumulation, Freezing Lines, Elevators

- **Sea Food Applications**

Draining, Elevator

- **Snack Food Applications**

Can Draining

- **Fruits and Vegetables Applications**


Prewashing / Rinsing, Draining, Peeling, Elevator

EC508 PR11%



MODUTECH

Pitch:	50,8 mm / 2 inch
Belt Surface:	Open, Mesh Top Surface
Minimum Width:	200 mm / 7.87 inch
Open Area (%):	11%. (Biggest opening 1,2 x 12 mm)
Flight:	Yes
Sidewall:	Yes
Pin:	Ø7 mm / 0.276 inch - Self Lock
Approved:	FDA and EU
Color:	Blue / White
Cleanability:	Excellent
Belt Thickness:	16 mm / 0.630 inch

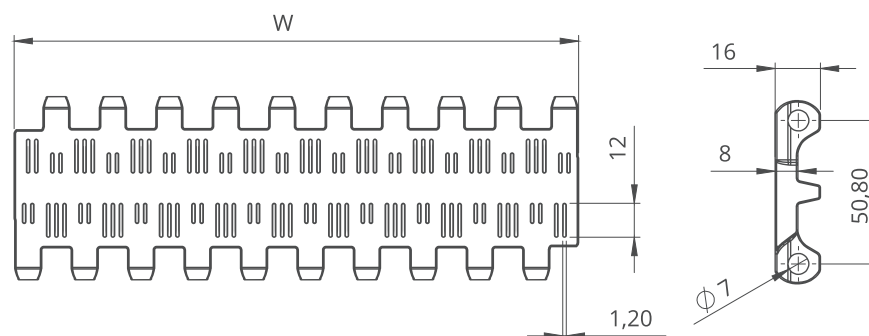


EC508 PR11% Technical Information

Belt Material		PP	PP	PE	PE
Pin Material		PP	POM	POM	PE
Belt Strength	N/m lb/ft	18000 - 4100	18000 - 4100	10000 - 685	10000 - 685
Temperature	°C °F	+5 / +105 +40 / +220	+5 / +93 -40 / +200	-40 / +65 -40 / +150	-70 / +65 +40 / +220
Belt Weight	kg/m ² lb/sqft ²	7.8 / 1.60	7.8 / 1.60	8.3 / 1.70	8.3 / 1.70

Diameter of idling rollers (min.)		Diameter of support rollers (min.)		Diameter for gravity take up center drive rollers (min.)		Backbending radius for elevators without side guards or hold down devices (min.)		Backbending radius for elevators with side guards or hold down devices (min.)	
mm	inch	mm	inch	mm	inch	mm	inch	mm	inch
90	3.5	100	4	150	6	150	6	250	10

Belth Width mm	200,0	300,0	400,0	500,0	600,0	700,0	800,0	900,0	1000,0	1100,0	1200,0	1300,0	1400,0	1500,0	1600,0	1700,0	1800,0
Belth Width inch	7.87	11.81	15.75	16.69	23.62	27.56	31.50	35.43	39.37	43.31	47.24	51.18	55.12	59.06	62.99	66.93	70.87
Belth Width mm	1900,0	2000,0	2100,0	2200,0													
Belth Width inch	74.80	78.74	82.68	86.61													



Product Features and Functional Benefits

- Unique sprocket engagement - precise indexing, easy cleaning.
- Different openings to optimize performance in cooling and draining applications.
- Easy to clean reduces downtime for cleaning time 70%.
- Unique sprocket engagement - higher product load and longer conveyors.
- Reduces bacteria growth.

Important Notes

- Standard belt increments 100 mm.
- Non-standard belt increments 20 mm.
- Please contact with customer service for precise belt measurements.
- Special raw materials and additional colors available.
- Physical belt widths are generally 0.1% to 0.3% smaller.
- For PE material up to 750 mm (30") 0 mm to 1 mm and 0% to 0.1% for wider belts.
- For POM material up to 750 mm (30") -3 mm to 0 mm and -0.3% to 0% for wider belts.



EC508 PR13%

Modular Belt Series

- **Poultry Applications**

Cut-up Lines, Debonning Lines, Chiller Discharge,
Rehang / Bird Accumulation, Freezing Lines, Elevators

- **Sea Food Applications**

Draining, Elevator

- **Snack Food Applications**

Can Draining

- **Fruits and Vegetables Applications**


Prewashing / Rinsing, Draining, Peeling, Elevator

EC508 PR13%



MODUTECH

Pitch:	50,8 mm / 2 inch
Belt Surface:	Open, Smooth Surface
Minimum Width:	200 mm / 7.87 inch
Open Area (%):	13%. (Biggest opening Ø3,8 mm)
Flight:	Yes
Sidewall:	Yes
Pin:	Ø7 mm / 0.276 inch - Self Lock
Approved:	FDA and EU
Color:	Blue / White
Cleanability:	Excellent
Belt Thickness:	16 mm / 0.630 inch

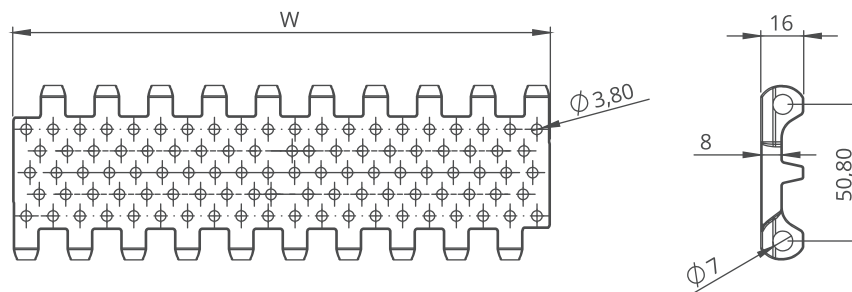


EC508 PR13% Technical Information

Belt Material		POM	POM	POM	PP	PP	PE	PE
Pin Material		PA	POM	PE	PP	POM	POM	PE
Belt Strength	N/m lb/ft	30000 - 2055	30000 - 2055	18000 - 1233	18000 - 1233	18000 - 1233	10000 - 685	10000 - 685
Temperature	°C °F	-40 / +93 -40 / +200	-40 / +93 -40 / +200	-40 / +65 -40 / +150	+5 / +105 +40 / +220	+5 / +93 +40 / +200	-40 / +65 +40 / +150	-70 / +65 -50 / +150
Belt Weight	kg/m ² lb/sqft ²	13.5 / 2.77	13.5 / 2.77	13.5 / 2.77	9.0 / 1.85	9.0 / 1.85	9.4 / 1.93	9.4 / 1.93

Diameter of idling rollers (min.)		Diameter of support rollers (min.)		Diameter for gravity take up center drive rollers (min.)		Backbending radius for elevators without side guards or hold down devices (min.)		Backbending radius for elevators with side guards or hold down devices (min.)	
mm	inch	mm	inch	mm	inch	mm	inch	mm	inch
90	3.5	100	4	150	6	150	6	250	10

Belth Width mm	200,0	300,0	400,0	500,0	600,0	700,0	800,0	900,0	1000,0	1100,0	1200,0	1300,0	1400,0	1500,0	1600,0	1700,0	1800,0
Belth Width inch	7.87	11.81	15.75	16.69	23.62	27.56	31.50	35.43	39.37	43.31	47.24	51.18	55.12	59.06	62.99	66.93	70.87
Belth Width mm	1900,0	2000,0	2100,0	2200,0													
Belth Width inch	74.80	78.74	82.68	86.61													



Product Features and Functional Benefits

- Unique sprocket engagement - precise indexing, easy cleaning.
- Different openings to optimize performance in cooling and draining applications.
- Easy to clean reduces downtime for cleaning time 70%.
- Unique sprocket engagement - higher product load and longer conveyors.
- Reduces bacteria growth.

Important Notes

- Standard belt increments 100 mm.
- Non-standard belt increments 20 mm.
- Please contact with customer service for precise belt measurements.
- Special raw materials and additional colors available.
- Physical belt widths are generally 0.1% to 0.3% smaller.
- For PE material up to 750 mm (30") 0 mm to 1 mm and 0% to 0.1% for wider belts.
- For POM material up to 750 mm (30") -3 mm to 0 mm and -0.3% to 0% for wider belts.



EC508 DT

Modular Belt Series

- **Meat Applications**

Slaughtering / Evisceration, Cutting Lines, Deboning Lines,
Bone Takeaway, Dressing Lines, Trim Lines

- **Poultry Applications**

Live Birds, Slaughtering / Evisceration, Skining, Cut-up, Chiller
Discharge, Bird Accumulation, Freezing Lines, Elevators

- **Sea Food Applications**

Trim Lines, Control Tables, Glazing, Elevators

- **Fruits and Vegetables Applications**


Bulk Feeding, Elevators, Control Sorting Table, Filling

EC508 DT



MODUTECH

Pitch:	50,8 mm / 2 inch
Belt Surface:	Close, Diamond Top Surface
Minimum Width:	200 mm / 7.87 inch
Open Area (%):	0%
Flight:	Yes
Sidewall:	Yes
Pin:	Ø7 mm / 0.276 inch - Self Lock
Approved:	FDA and EU
Color:	Blue / White
Cleanability:	Excellent
Belt Thickness:	17 mm / 0.669 inch

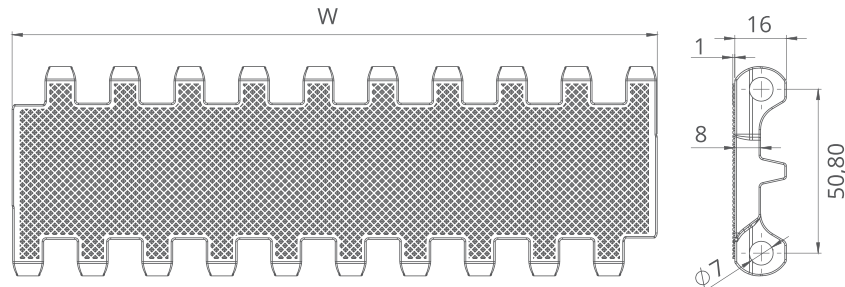


EC508 DT Technical Information

Belt Material		POM	POM	POM	PP	PP	PE	PE
Pin Material		PA	POM	PE	PP	POM	POM	PE
Belt Strength	N/m lb/ft	30000 - 2055	30000 - 2055	18000 - 1233	18000 - 1233	18000 - 1233	10000 -685	10000 -685
Temperature	°C °F	-40 / +93 -40 / +200	-40 / +93 -40 / +200	-40 / +65 -40 / +150	+5 / +105 +40 / +220	+5 / +93 +40 / +200	-40 / +65 +40 / +150	-70 / +65 -50 / +150
Belt Weight	kg/m ² lb/sqft ²	13.5 / 2.77	13.5 / 2.77	13.5 / 2.77	9.0 / 1.85	9.0 / 1.85	9.4 / 1.93	9.4 / 1.93

Diameter of idling rollers (min.)		Diameter of support rollers (min.)		Diameter for gravity take up center drive rollers (min.)		Backbending radius for elevators without side guards or hold down devices (min.)		Backbending radius for elevators with side guards or hold down devices (min.)	
mm	inch	mm	inch	mm	inch	mm	inch	mm	inch
90	3.5	100	4	150	6	150	6	250	10

Belth Width mm	200,0	300,0	400,0	500,0	600,0	700,0	800,0	900,0	1000,0	1100,0	1200,0	1300,0	1400,0	1500,0	1600,0	1700,0	1800,0
Belth Width inch	7.87	11.81	15.75	16.69	23.62	27.56	31.50	35.43	39.37	43.31	47.24	51.18	55.12	59.06	62.99	66.93	70.87
Belth Width mm	1900,0	2000,0	2100,0	2200,0													
Belth Width inch	74.80	78.74	82.68	86.61													

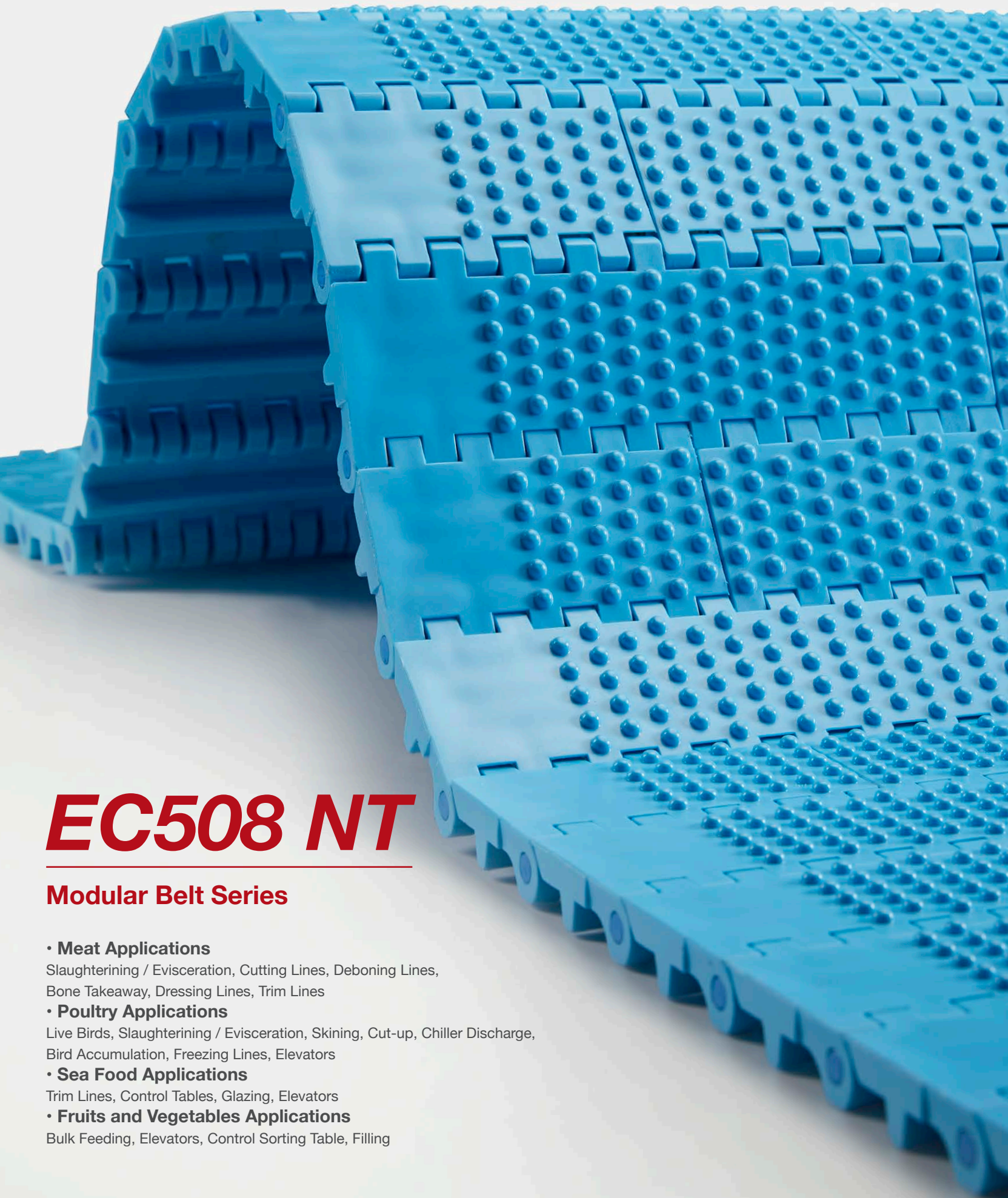


Product Features and Functional Benefits

- Easy to clean reduces downtime for cleaning time 70%.
- Close, sticky transfer applications. Non-adhesive due to reduced contact surface.
- Reduces bacteria growth.
- Unique sprocket engagement - higher product load and longer conveyors.
- Strong and thick product supports allow more load without breaking.
- Impact resistance to withstand heavy objects falling into the belt.

Important Notes

- Standard belt increments 100 mm.
- Non-standard belt increments 20 mm.
- Please contact with customer service for precise belt measurements.
- Special raw materials and additional colors available.
- Physical belt widths are generally 0.1% to 0.3% smaller.
- For POM material up to 750 mm (30") -3 mm to 0 mm and -0.3% to 0% for wider belts.



EC508 NT

Modular Belt Series

• Meat Applications

Slaughtering / Evisceration, Cutting Lines, Deboning Lines,
Bone Takeaway, Dressing Lines, Trim Lines

• Poultry Applications

Live Birds, Slaughtering / Evisceration, Skinning, Cut-up, Chiller Discharge,
Bird Accumulation, Freezing Lines, Elevators

• Sea Food Applications

Trim Lines, Control Tables, Glazing, Elevators

• Fruits and Vegetables Applications

Bulk Feeding, Elevators, Control Sorting Table, Filling

EC508 NT



MODUTECH

Pitch:	50,8 mm / 2 inch
Belt Surface:	Close, Nub Top Surface
Minimum Width:	200 mm / 7.87 inch
Open Area (%):	0%
Flight:	Yes
Sidewall:	Yes
Pin:	Ø7 mm / 0.275 inch - Self Lock
Approved:	FDA and EU
Color:	Blue / White
Cleanability:	Excellent
Belt Thickness:	18,5 mm / 0.728 inch

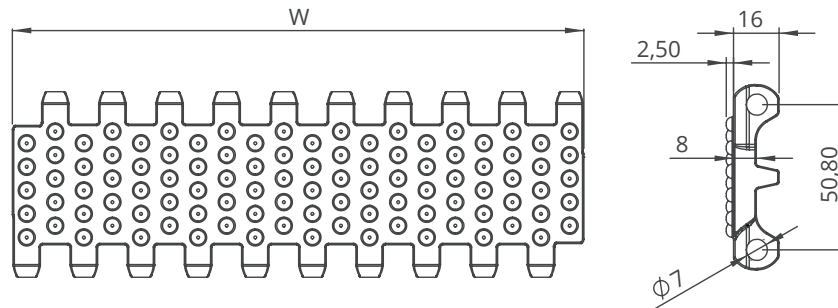


EC508 NT Technical Information

Belt Material		POM	POM	POM	PP	PP	PE	PE
Pin Material		PA	POM	PE	PP	POM	POM	PE
Belt Strength	N/m lb/ft	30000 - 2055	30000 - 2055	18000 - 1233	18000 - 1233	18000 - 1233	10000 -685	10000 -685
Temperature	°C °F	-40 / +93 -40 / +200	-40 / +93 -40 / +200	-40 / +65 -40 / +150	+5 / +105 +40 / +220	+5 / +93 +40 / +200	-40 / +65 +40 / +150	-70 / +65 -50 / +150
Belt Weight	kg/m² lb/sqft²	13.5 / 2.77	13.5 / 2.77	13.5 / 2.77	9.0 / 1.85	9.0 / 1.85	9.4 / 1.93	9.4 / 1.93

Diameter of idling rollers (min.)		Diameter of support rollers (min.)		Diameter for gravity take up center drive rollers (min.)		Backbending radius for elevators without side guards or hold down devices (min.)		Backbending radius for elevators with side guards or hold down devices (min.)	
mm	inch	mm	inch	mm	inch	mm	inch	mm	inch
90	3.5	100	4	150	6	150	6	250	10

Belth Width mm	200,0	300,0	400,0	500,0	600,0	700,0	800,0	900,0	1000,0	1100,0	1200,0	1300,0	1400,0	1500,0	1600,0	1700,0	1800,0
Belth Width inch	7.87	11.81	15.75	16.69	23.62	27.56	31.50	35.43	39.37	43.31	47.24	51.18	55.12	59.06	62.99	66.93	70.87
Belth Width mm	1900,0	2000,0	2100,0	2200,0													
Belth Width inch	74.80	78.74	82.68	86.61													



Product Features and Functional Benefits

- Easy to clean reduces downtime for cleaning time 70%.
- Close, sticky transfer applications. Non-adhesive due to reduced contact surface.
- Reduces bacteria growth.
- Unique sprocket engagement - higher product load and longer conveyors.
- Strong and thick product supports allow more load without breaking.
- Impact resistance to withstand heavy objects falling into the belt.

Important Notes

- Standard belt increments 100 mm.
- Non-standard belt increments 20 mm.
- Please contact with customer service for precise belt measurements.
- Special raw materials and additional colors available.
- Physical belt widths are generally 0.1% to 0.3% smaller.
- For PE material up to 750 mm (30") -3 mm to 0 mm and 0.4% to 0% for wider belts.
- For PP material up to 750 mm (30") -3 mm to 0 mm and -0.4% to 0% for wider belts.

EC508 Series

Sprockets and Technical Specifications



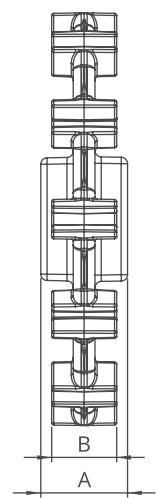
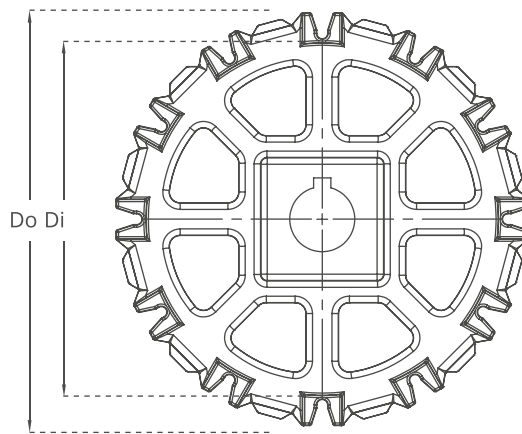
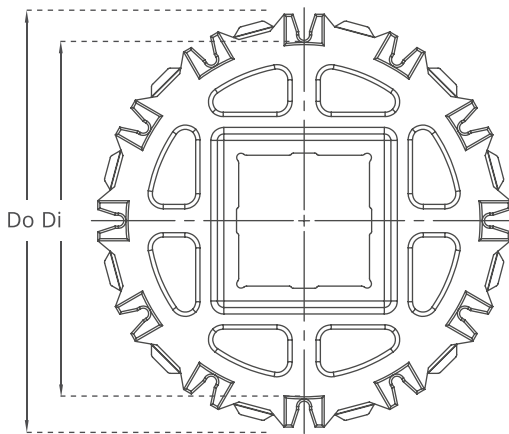
Z10



Z10



Z12



EC508 Series / Standard Sprockets Dimensions

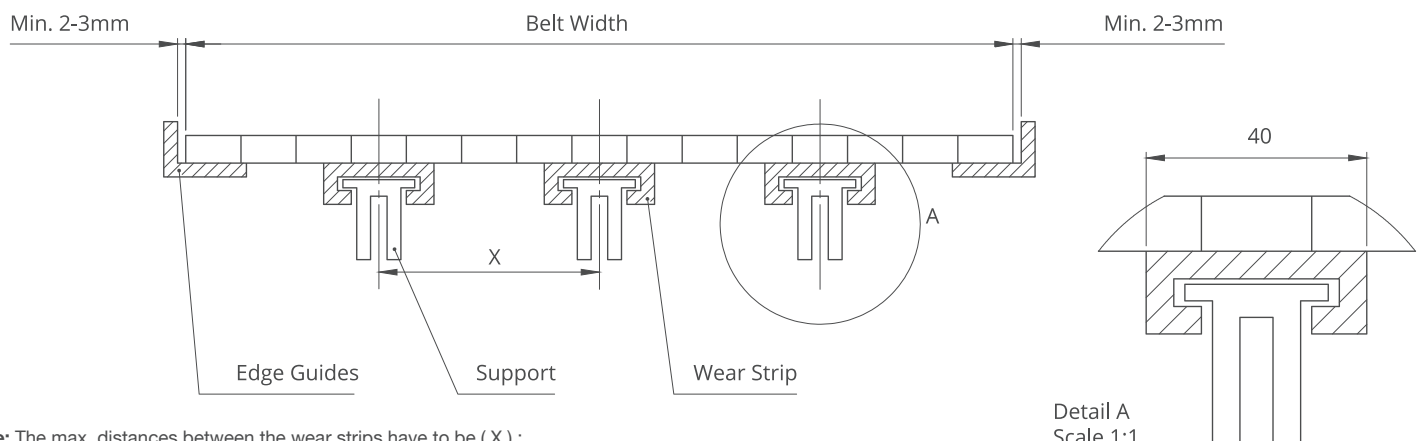
NO. TEETH	Di mm/inch	Do mm/inch	B mm/inch	A mm/inch	Square Bore (Q)		Round Bore (R)		PRODUCT CODE	
					mm/inch	mm/inch	mm/inch	mm/inch	Square Type (Q)	Round Type (R)
Z6	72,9 / 2.87	90,2 / 3.54	30,0 / 1.18	40,0 / 1.57	40	1.5	25-30	1-1.25	EC508SQZ6*PA	EC508SRZ6*PA
Z8	107,1 / 4.22	124,6 / 4.91	30,0 / 1.18	40,0 / 1.57	40	1.5	25-30	1-1.25	EC508SQZ8*PA	EC508SRZ8*PA
Z10	141,6 / 5.57	158,2 / 6.22	30,0 / 1.18	40,0 / 1.57	40-60	1.5-2.5	30	1.25	EC508SQZ10*PA	EC508SRZ10*PA
Z12	174,6 / 6.87	191,1 / 7.52	30,0 / 1.18	40,0 / 1.57	40-60	1.5-2.5	30	1.25	EC508SQZ12*PA	EC508SRZ12*PA

*Other sprockets and hub sizes are manufactured up to request.

*POM (Acetal) and PP (Polypropylene) sprockets raw material is available on request.

*Machined Split Sprockets are available for each size.

EC508 Series / Slider Support System For Straight Running Belts



Note: The max. distances between the wear strips have to be (X) ;
125 mm for 2" belts. 80 mm for 1" / 0.5" belts.

Detail A
Scale 1:1

EC508 Series

Accessories and Technical Specifications

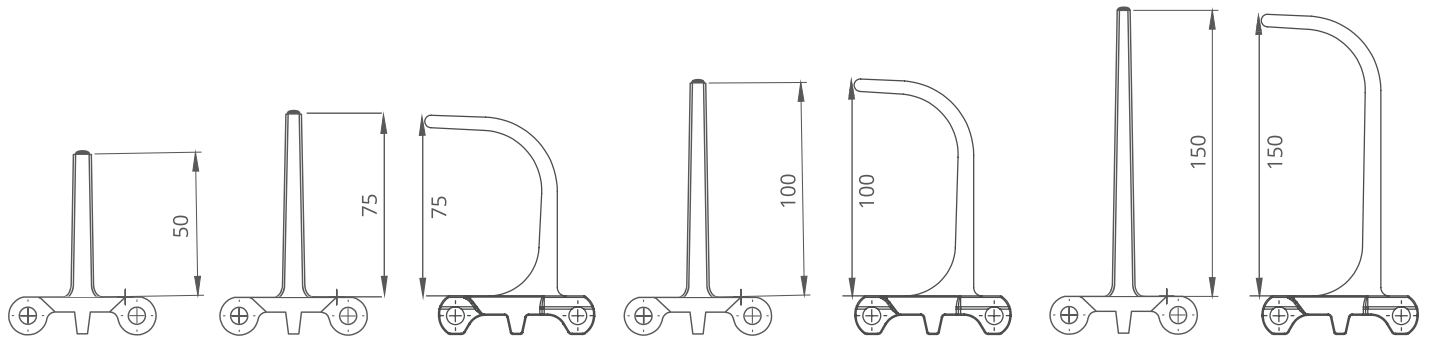


MODUTECH

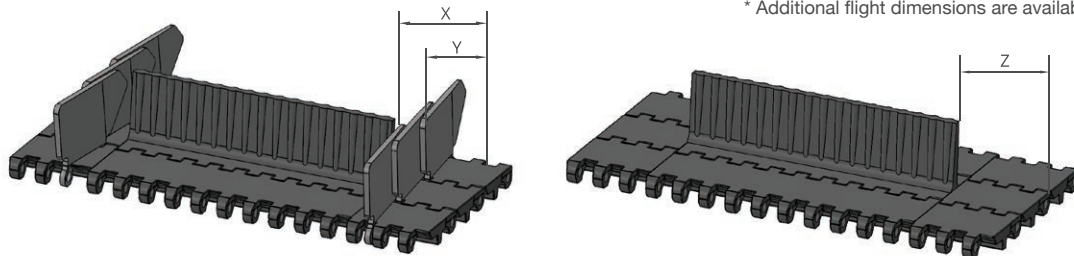


EC508 Series / Flight & Sidewall Dimensions

EC508 Series / Flights & Sidewalls				
PRODUCT CODE	Flight Height (mm/inch)	Flight Width (mm/inch)	PRODUCT CODE	Sidewall Height (mm/inch)
EC508T25	25 / 1	200 / 7.87	EC508SW25	25 / 1
EC508T50	50 / 2	200 / 7.87	EC508SW50	50 / 2
EC508T75	75 / 3	200 / 7.87	EC508SW75	75 / 3
EC508T100	100 / 4	200 / 7.87	EC508SW100	100 / 4
EC508T150	150 / 6	200 / 7.87	-	-
EC508TC75	75 / 3	200 / 7.87	-	-
EC508TC100	100 / 4	200 / 7.87	-	-
EC508TC150	150 / 6	200 / 7.87	-	-
EC508TCC75	75 / 3	200 / 7.87	-	-
EC508TCC100	100 / 4	200 / 7.87	-	-
EC508TCC150	150 / 6	200 / 7.87	-	-
EC508TNC100	100 / 4	200 / 7.87	-	-
EC508TCH100	100 / 4	200 / 7.87	-	-
EC508TCCH100	100 / 4	200 / 7.87	-	-



* Additional flight dimensions are available up to 150 mm.



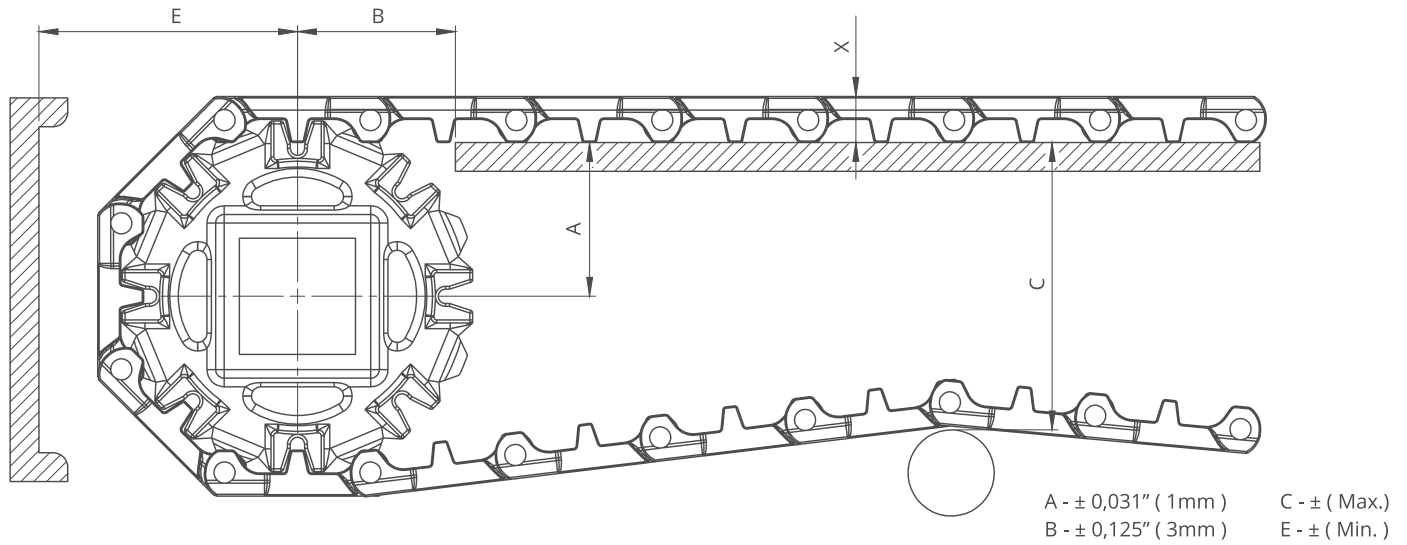
EC508 Series / Sidewall Technical Specifications

Possible Sidewall and Flights Indents	X		Y		Z	
	mm	inch	mm	inch	mm	inch
Standard, no module cutting	30,1	1.18	18,3	0.72	40,0	1.57
Non-Standard, module cutting	40,1	1.58	28,3	1.12	50,0	1.97
Standard, no module cutting	50,1	1.97	38,3	1.51	60,0	2.36
Non-Standard, module cutting	60,1	2.36	48,3	1.90	70,0	2.76
Standard, module cutting	70,1	2.76	58,3	2.30	80,0	3.15
Non-Standard, module cutting	80,1	3.15	68,3	2.69	90,0	3.54

Note: Gap between flight and sidewall minimum 2-3 mm

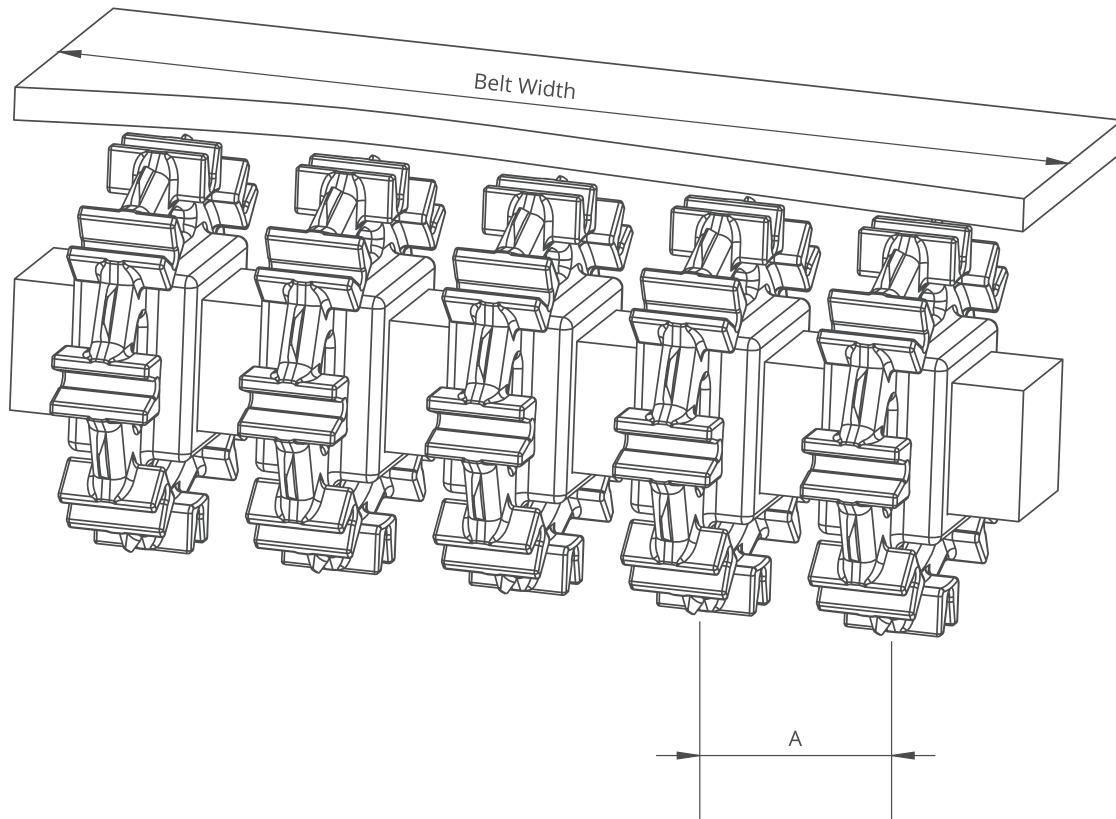
EC508 Series

Engineering Information



EC508 Series / Conveyor Frame Dimensions

Sprockets Description			A		B		C		E		X	
Pitch Diameter		No. Teeth	Range (Bottom to Top)		inch	mm	inch	mm	inch	mm	inch	mm
inch	mm		inch	mm								
EC508 C, EC508 PR22%, EC508 PR13%, EC508 PR11%, EC508 FG												
3.23	82,0	6	1.70	43,3	1.72	43,8	2.92	74,3	2.73	69,3	0.63	16,0
4.57	116,0	8	2.34	59,4	2.08	52,7	4.23	107,4	3.36	85,4	0.63	16,0
5.91	150,0	10	2.96	75,3	2.38	60,5	5.52	140,3	3.99	101,3	0.63	16,0
7.23	183,6	12	3.65	92,8	2.58	65,5	6.87	174,6	4.68	118,8	0.63	16,0
EC508 DT												
3.23	82,0	6	1.70	43,3	1.72	43,8	2.92	74,3	2.73	69,3	0.67	17,0
4.57	116,0	8	2.34	59,4	2.08	52,7	4.23	107,4	3.36	85,4	0.67	17,0
5.91	150,0	10	2.96	75,3	2.38	60,5	5.52	140,3	3.99	101,3	0.67	17,0
7.23	183,6	12	3.65	92,8	2.58	65,5	6.87	174,6	4.68	118,8	0.67	17,0
EC508 NT, EC508 FG-NT												
3.23	82,0	6	1.70	43,3	1.72	43,8	2.83	71,8	2.83	71,8	0.73	18,5
4.57	116,0	8	2.34	59,4	2.08	52,7	4.13	104,9	3.46	87,9	0.73	18,5
5.91	150,0	10	2.96	75,3	2.38	60,5	5.43	137,8	4.09	103,8	0.73	18,5
7.23	183,6	12	3.65	92,8	2.58	65,5	6.78	172,1	4.78	121,3	0.73	18,5
EC508 C-RT, EC508 FG-RT												
3.23	82,0	6	1.57	39,8	1.72	43,8	2.92	74,3	2.87	72,8	0.90	23,1
4.57	116,0	8	2.20	55,9	2.08	52,7	4.23	107,4	3.50	88,9	0.90	23,1
5.91	150,0	10	2.83	71,9	2.38	60,5	5.52	140,3	4.13	104,8	0.90	23,1
7.23	183,6	12	3.52	89,3	2.58	65,5	6.87	174,6	4.81	122,3	0.90	23,1
EC508 GT												
3.23	82,0	6	1.70	43,3	1.72	43,8	3.04	77,3	2.85	72,3	0.75	19,0
4.57	116,0	8	2.34	59,4	2.08	52,7	4.35	110,4	3.48	88,4	0.75	19,0
5.91	150,0	10	2.96	75,3	2.38	60,5	5.64	143,3	4.11	104,3	0.75	19,0
7.23	183,6	12	3.65	92,8	2.58	65,5	6.99	177,6	4.80	121,8	0.75	19,0



EC508 Series / Sprockets Arrangement

Standard Belt Width		Number of sprockets per shaft		A (mm/inch)	
mm	inch	Drive Shaft	Return Shaft	Min.	Max.
200,0	7.9	2	2	60/2.36	150/5.9
300,0	11.8	3	2	60/2.36	150/5.9
400,0	15.7	3	3	60/2.36	150/5.9
500,0	19.7	4	3	60/2.36	150/5.9
600,0	23.6	4	3	60/2.36	150/5.9
700,0	27.6	5	4	60/2.36	150/5.9
800,0	31.5	6	4	60/2.36	150/5.9
900,0	35.4	6	5	60/2.36	150/5.9
1000,0	39.4	7	5	60/2.36	150/5.9
1100,0	43.3	7	5	60/2.36	150/5.9
1200,0	47.2	8	6	60/2.36	150/5.9
1400,0	55.1	9	7	60/2.36	150/5.9
1600,0	63.0	10	7	60/2.36	150/5.9
1800,0	70.9	11	8	60/2.36	150/5.9
2000,0	78.7	12	8	60/2.36	150/5.9
2200,0	86.6	13	9	60/2.36	150/5.9
2400,0	94.5	14	10	60/2.36	150/5.9
2600,0	102.4	15	10	60/2.36	150/5.9
2800,0	110.2	16	11	60/2.36	150/5.9
3000,0	118.1	17	12	60/2.36	150/5.9

Note: Number of sprockets depends on the belt load.

MD508

Modular Belt Series

MD508 C

MD508 C-RT / Roller Top

MD508 FG

MD508 FG-RT / Roller Top

MD508 PR25%

MD508 NS

Sprockets & Accessories

Engineering Information



PIRELLI
MADE IN ITALY
e PRIMACY

MAXIMUM LOAD CAPACITY
SEE USER MANUAL FOR
LOADING INSTRUCTIONS
MAXIMUM LOAD CAPACITY
SEE USER MANUAL FOR
LOADING INSTRUCTIONS

PIRELLI



MD508 C

Modular Belt Series


- **Corrugated Cardbord Applications**
Down Stackers, Corrugator Take Off, Strap Feed
- **Lumber Industry**
Lumber Transport, Cutting Process
- **Snack Food Applications**
Potato Processing
- **Fruits and Vegetables Applications**
Bulk Feeding, Elevator, Control Sorting Table, Filling
- **Automotive Applications**
Chair Lift - Feeder
- **Packaging Applications**
Bluk Inclines, Box Transport Horizontal

MD508 C



MODUTECH

Pitch:	50,8 mm / 2 inch
Belt Surface:	Close, Smooth Surface
Minimum Width:	150 mm / 5.90 inch
Open Area (%):	0%
Flight:	Yes
Sidewall:	No
Pin:	Ø7 mm / 0.275 inch - Self Lock
Approved:	FDA and EU
Color:	Blue / White / Gray
Cleanability:	Good
Belt Thickness:	16 mm / 0.629 inch

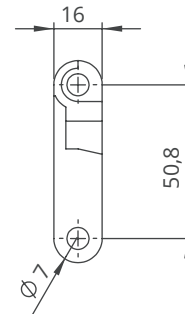
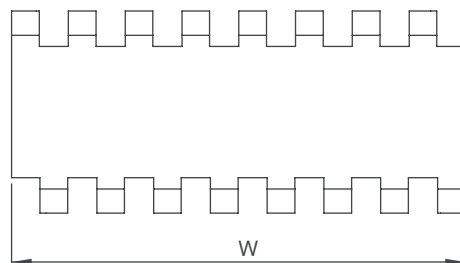


MD508 C Technical Information

Belt Material		POM	POM	POM	PP	PP	PE
Pin Material		PA	POM	PP	PP	POM	POM
Belt Strength	N/m lb/ft	60000 - 4100	60000 - 4100	35000 - 2398	37400 - 2562	37400 - 2562	26400 - 1808
Temperature	°C °F	-40 / +93 -40 / +200	-40 / +93 -40 / +200	+5 / +93 +40 / +200	+5 / +105 +40 / +220	+5 / +93 +40 / +200	-40 / +65 -40 / +150
Belt Weight	kg/m ² lb/sqft ²	13.5 / 2.77	13.5 / 2.77	13.5 / 2.77	8.7 / 1.78	8.7 / 1.78	9.3 / 1.90

Diameter of idling rollers (min.)		Diameter of support rollers (min.)		Diameter for gravity take up center drive rollers (min.)		Backbending radius for elevators without side guards or hold down devices (min.)		Backbending radius for elevators with side guards or hold down devices (min.)	
mm	inch	mm	inch	mm	inch	mm	inch	mm	inch
90	3.5	100	4	150	6	150	6	250	10

Belth Width mm	150,0	225,0	300,0	375,0	450,0	525,0	600,0	675,0	750,0	825,0	900,0	975,0	1050,0	1125,0	1200,0	1275,0	1350,0
Belth Width inch	5.91	8.86	11.81	14.76	17.72	20.67	23.62	26.57	29.53	32.48	35.43	38.39	41.34	44.29	47.24	50.20	53.15
Belth Width mm	1425,0	1500,0	1575,0	1650,0	1725,0												
Belth Width inch	56.10	59.06	62.01	64.96	67.91												



Product Features and Functional Benefits

- Unique sprocket engagement reduces pulsation and increases load capacity.
- High power, bi-directional belt for long conveyors.
- Unique sprocket engagement - higher product load and longer conveyors.
- Strong and thick product supports allow more load without breaking
- Impact resistance to with stand heavy objects falling into the belt.

Important Notes

- **Standard belt increments 75 mm.**
- **Non-standard belt increments 18,75 mm.**
- Please contact with customer service for precise belt measurements.
- Special raw materials and additional colors available.
- Physical belt widths are generally 0.1% to 0.3% smaller.
- For PE material up to 750 mm (30") -3 mm to 0 mm and 0.4% to 0% for wider belts.
- For POM material up to 750 mm (30") -3 mm to 0 mm and -0.4% to 0% for wider belts.



MD508 C-RT

Roller Top

Modular Belt Series


- **Corrugated Cardbord Applications**
Down Stackers, Corrugator Take Off, Strap Feed
- **Lumber Industry**
Lumber Transport, Cutting Process
- **Snack Food Applications**
Potato Processing
- **Fruits and Vegetables Applications**
Bulk Feeding, Elevator, Control Sorting Table, Filling
- **Automotive Applications**
Chair Lift - Feeder
- **Packaging Applications**
Bluk Inclines, Box Transport Horizontal

MD508 C-RT (Roller Top)



MODUTECH

Pitch:	50,8 mm / 2 inch
Belt Surface:	Close, Smooth Surface
Minimum Width:	150 mm / 5.90 inch
Open Area (%):	0%
Flight:	Yes
Sidewall:	No
Pin:	Ø7 mm / 0.275 inch - Self Lock
Approved:	FDA and EU
Color:	Blue / White / Gray
Cleanability:	Good
Belt Thickness:	16 mm / 0.629 inch

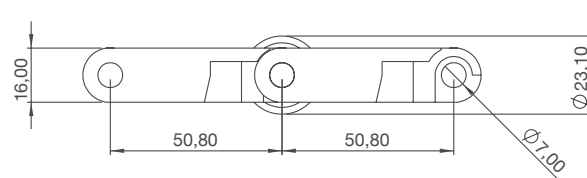
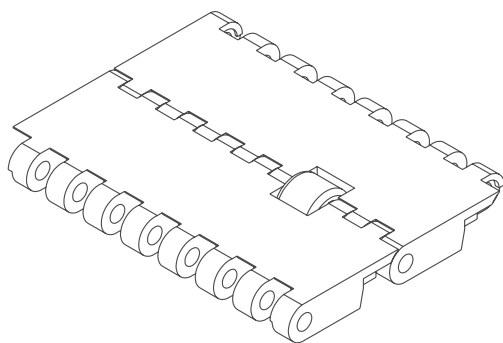


MD508 C-RT Technical Information

Belt Material		POM	POM
Roller Material		POM	
Pin Material		PA	POM
Belt Strength	N/m lb/ft	42000 - 2877	42000 - 2877
Temperature	°C °F	-40 / +93 -40 / +200	-40 / +93 -40 / +200
Belt Weight	kg/m ² lb/sqft ²	13.5 / 2.77	13.5 / 2.77

Diameter of idling rollers (min.)		Diameter of support rollers (min.)		Diameter for gravity take up center drive rollers (min.)		Backbending radius for elevators without side guards or hold down devices (min.)		Backbending radius for elevators with side guards or hold down devices (min.)	
mm	inch	mm	inch	mm	inch	mm	inch	mm	inch
90	3.5	100	4	150	6	150	6	250	10

Belt Width mm	150,0	225,0	300,0	375,0	450,0	525,0	600,0	675,0	750,0	825,0	900,0	975,0	1050,0	1125,0	1200,0	1275,0	1350,0
Belt Width inch	5.91	8.86	11.81	14.76	17.72	20.67	23.62	26.57	29.53	32.48	35.43	38.39	41.34	44.29	47.24	50.20	53.15
Belt Width mm	1425,0	1500,0	1575,0	1650,0	1725,0												
Belt Width inch	56.10	59.06	62.01	64.96	67.91												



Product Features and Functional Benefits

- Unique sprocket engagement reduces pulsation and increases load capacity.
- High power, bi-directional belt for long conveyors.
- Unique sprocket engagement - higher product load and longer conveyors.
- Strong and thick product supports allow more load without breaking
- Impact resistance to with stand heavy objects falling into the belt.

Important Notes

- Standard belt increments 75 mm.
- Non-standard belt increments 18,75 mm.
- Please contact with customer service for precise belt measurements.
- Special raw materials and additional colors available.
- Physical belt widths are generally 0.1% to 0.3% smaller.



MD508 FG

Modular Belt Series

- **Bakery Applications**

Oven Infeed/Outfeed, Cooling Lines, Coating Lines, Glazing Lines, Freezing Lines, Conditioning Lines

- **Sea Food Applications**

Breeding Machines, Draining Lines

- **Snack Food Applications**

Proofer Lines, Boiler Infeed, Oven Infeed / Outfeed, Cooling Lines

- **Fruits and Vegetables Applications**

Prewashing / Rinsing, Draining

- **Tire Manufacturing Applications**

Mixer Infeed / Outfeed, Extrusion Shower Lines, Cooling Incline, Cooling Decline, Cooling Horizontal

MD508 FG



MODUTECH

Pitch:	50,8 mm / 2 inch
Belt Surface:	Open, Smooth Surface
Minimum Width:	150 mm / 5.90 inch
Open Area (%):	34%. (Biggest opening 6 x 19,8 mm)
Flight:	Yes
Sidewall:	No
Pin:	Ø7 mm / 0.275 inch - Self Lock
Approved:	FDA and EU
Color:	Blue / White / Gray
Cleanability:	Good
Belt Thickness:	16 mm / 0.629 inch

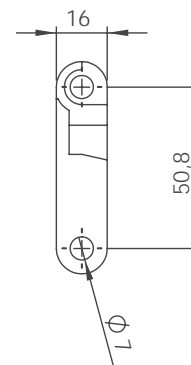
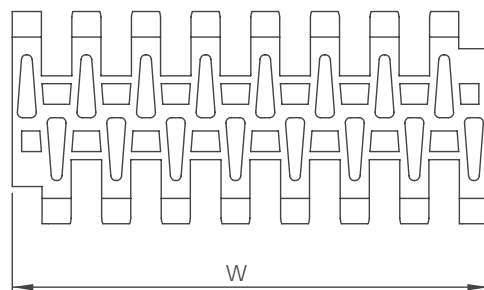


MD508 FG Technical Information

Belt Material		POM	POM	POM	PP	PP	PE
Pin Material		PA	POM	PP	PP	POM	POM
Belt Strength	N/m lb/ft	35000 - 2397	35000 - 2397	30000 - 2355	26000- 1781	26000- 1781	18000 - 1233
Temperature	°C °F	-40 / +93 -40 / +200	-40 / +93 -40 / +200	+5 / +93 +40 / +200	+5 / +105 +40 / +220	+5 / +93 +40 / +200	-40 / +65 -40 / +150
Belt Weight	kg/m ² lb/sqft ²	10.2 / 2.09	10.2 / 2.09	10.2 / 2.09	6.8 / 1.39	6.8 / 1.39	7.2 / 1.48

Diameter of idling rollers (min.)		Diameter of support rollers (min.)		Diameter for gravity take up center drive rollers (min.)		Backbending radius for elevators without side guards or hold down devices (min.)		Backbending radius for elevators with side guards or hold down devices (min.)	
mm	inch	mm	inch	mm	inch	mm	inch	mm	inch
90	3.5	100	4	150	6	150	6	250	10

Belth Width mm	150,0	225,0	300,0	375,0	450,0	525,0	600,0	675,0	750,0	825,0	900,0	975,0	1050,0	1125,0	1200,0	1275,0	1350,0
Belth Width inch	5.91	8.86	11.81	14.76	17.72	20.67	23.62	26.57	29.53	32.48	35.43	38.39	41.34	44.29	47.24	50.20	53.15
Belth Width mm	1425,0	1500,0	1575,0	1650,0	1725,0												
Belth Width inch	56.10	59.06	62.01	64.96	67.91												



Product Features and Functional Benefits

- Belt provides optimal open area for drainage and airflow.
- Unique sprocket engagement reduces pulsation and increases load capacity.
- High power, bi-directional belt for long conveyors.
- Unique sprocket engagement - higher product load and longer conveyors.
- Strong and thick product supports allow more load without breaking.
- Impact resistance to with stand heavy objects falling on the belt.

Important Notes

- **Standard belt increments 75 mm.**
- **Non-standard belt increments 18,75 mm.**
- Please contact with customer service for precise belt measurements.
- Special raw materials and additional colors available.
- Physical belt widths are generally 0.1% to 0.3% smaller.
- For PE material up to 750 mm (30") -3 mm to 0 mm and 0.4% to 0% for wider belts.
- For POM material up to 750 mm (30") -3 mm to 0 mm and -0.4% to 0% for wider belts.



MD508 FG-RT

Roller Top

Modular Belt Series

- **Bakery Applications**

Oven Infeed/Outfeed, Cooling Lines, Coating Lines, Glazing Lines, Freezing Lines, Conditioning Lines

- **Sea Food Applications**

Breeding Machines, Draining Lines

- **Snack Food Applications**

Proofer Lines, Boiler Infeed, Oven Infeed / Outfeed, Cooling Lines

- **Fruits and Vegetables Applications**

Prewashing / Rinsing, Draining

- **Tire Manufacturing Applications**


Mixer Infeed / Outfeed, Extrusion Shower Lines, Cooling Incline, Cooling Decline, Cooling Horizontal

MD508 FG-RT (Roller Top)



MODUTECH

Pitch:	50,8 mm / 2 inch
Belt Surface:	Open, Smooth Surface
Minimum Width:	150 mm / 5.90 inch
Open Area (%):	34%. (Biggest opening 6 x 19,8 mm)
Flight:	Yes
Sidewall:	No
Pin:	Ø7 mm / 0.275 inch - Self Lock
Approved:	FDA and EU
Color:	Blue / White / Gray
Cleanability:	Good
Belt Thickness:	16 mm / 0.629 inch

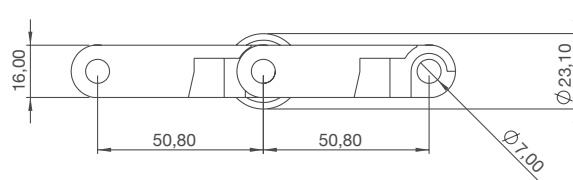
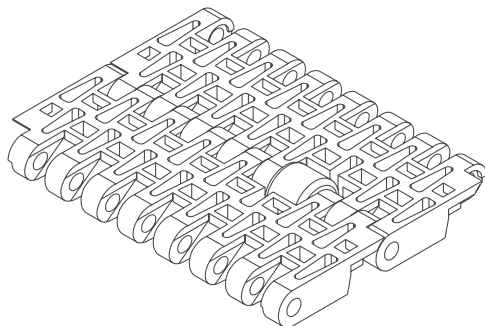


MD508 FG-RT Technical Information

Belt Material		POM	POM	PP	PP
Roller Material		POM			
Pin Material		PA	POM	PP	POM
Belt Strength	N/m lb/ft	22000 - 1507	22000 - 1507	19000 - 1300	19000 - 1300
Temperature	°C °F	-40 / +93 -40 / +200	-40 / +93 -40 / +200	+5 / +105 +40 / +220	+5 / +93 +40 / +200
Belt Weight	kg/m ² lb/sqft ²	10.2 / 2.09	10.2 / 2.09	6.8 / 1.39	6.8 / 1.39

Diameter of idling rollers (min.)		Diameter of support rollers (min.)		Diameter for gravity take up center drive rollers (min.)		Backbending radius for elevators without side guards or hold down devices (min.)		Backbending radius for elevators with side guards or hold down devices (min.)	
mm	inch	mm	inch	mm	inch	mm	inch	mm	inch
90	3.5	100	4	150	6	150	6	250	10

Belt Width mm	150,0	225,0	300,0	375,0	450,0	525,0	600,0	675,0	750,0	825,0	900,0	975,0	1050,0	1125,0	1200,0	1275,0	1350,0
Belt Width inch	5.91	8.86	11.81	14.76	17.72	20.67	23.62	26.57	29.53	32.48	35.43	38.39	41.34	44.29	47.24	50.20	53.15
Belt Width mm	1425,0	1500,0	1575,0	1650,0	1725,0												
Belt Width inch	56.10	59.06	62.01	64.96	67.91												



Product Features and Functional Benefits

- Belt provides optimal open area for drainage and airflow.
- Unique sprocket engagement reduces pulsation and increases load capacity.
- High power, bi-directional belt for long conveyors.
- Unique sprocket engagement - higher product load and longer conveyors.
- Strong and thick product supports allow more load without breaking.
- Impact resistance to withstand heavy objects falling on the belt.

Important Notes

- Standard belt increments 75 mm.
- Non-standard belt increments 18,75 mm.
- Please contact with customer service for precise belt measurements.
- Special raw materials and additional colors available.
- Physical belt widths are generally 0.1% to 0.3% smaller.
- For PP material up to 750 mm (30") -3 mm to 0 mm and 0.4% to 0% for wider belts.



MD508 PR25% ***Heavy Duty Food Belts***

Modular Belt Series

- **Meat Applications**

Dressing Lines, Trim Lines, Elevator, Metal Detector

- **Poultry Applications**

Cut-up Lines, Debonning Lines, Chiller Discharge, Rehang / Bird Accumulation, Freezing Lines, Elevators

- **Sea Food Applications**

Draining, Elevator

- **Snack Food Applications**

Can Draining

- **Fruits and Vegetables Applications**

Prewashing / Rinsing, Draining, Peeling, Elevator, Blanching

MD508 PR25% (Heavy Duty Food Belts)



MODUTECH

Pitch:	50,8 mm / 2 inch
Belt Surface:	Open, Smooth Surface
Minimum Width:	150 mm / 5.90 inch
Open Area (%):	25%. (Biggest opening 3 x 19,5 mm)
Flight:	Yes
Sidewall:	No
Pin:	Ø7 mm / 0.275 inch - Self Lock
Approved:	FDA and EU
Color:	Blue / White
Cleanability:	Good
Belt Thickness:	16 mm / 0.629 inch

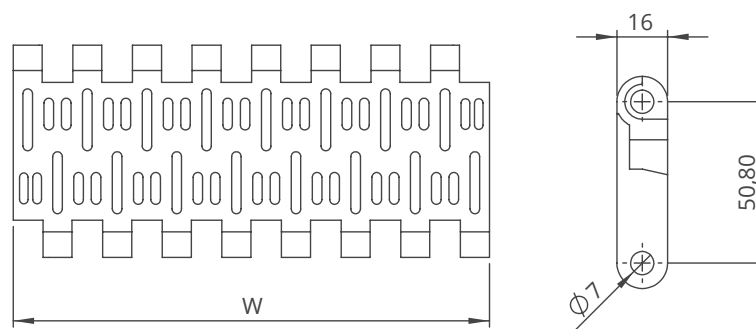


MD508 PR25% Technical Information

Belt Material		POM	POM	POM	PP	PP	PE
Pin Material		PA	POM	PP	PP	POM	POM
Belt Strength	N/m lb/ft	35000 - 2397	35000 - 2397	35000 - 2397	30000- 2055	30000- 2055	20000 - 1370
Temperature	°C °F	-40 / +93 -40 / +200	-40 / +93 -40 / +200	+5 / +93 +40 / +200	+5 / +105 +40 / +220	+5 / +93 +40 / +200	-40 / +65 -40 / +150
Belt Weight	kg/m ² lb/sqft ²	10.2 / 2.09	10.2 / 2.09	8.4 / 1.72	8.4 / 1.72	8.4 / 1.72	8.8 / 1.80

Diameter of idling rollers (min.)		Diameter of support rollers (min.)		Diameter for gravity take up center drive rollers (min.)		Backbending radius for elevators without side guards or hold down devices (min.)		Backbending radius for elevators with side guards or hold down devices (min.)	
mm	inch	mm	inch	mm	inch	mm	inch	mm	inch
90	3.5	100	4	150	6	150	6	250	10

Belth Width mm	150,0	225,0	300,0	375,0	450,0	525,0	600,0	675,0	750,0	825,0	900,0	975,0	1050,0	1125,0	1200,0	1275,0	1350,0
Belth Width inch	5.91	8.86	11.81	14.76	17.72	20.67	23.62	26.57	29.53	32.48	35.43	38.39	41.34	44.29	47.24	50.20	53.15
Belth Width mm	1425,0	1500,0	1575,0	1650,0	1725,0												
Belth Width inch	56.10	59.06	62.01	64.96	67.91												



Product Features and Functional Benefits

- Belt provides optimal open area for drainage and airflow.
- Unique sprocket engagement reduces pulsation and increases load capacity.
- High power, bi-directional belt for long conveyors.
- Unique sprocket engagement - higher product load and longer conveyors.
- Strong and thick product supports allow more load without breaking.
- Impact resistance to with stand heavy objects falling on the belt.

Important Notes

- Standard belt increments 75 mm.
- Non-standard belt increments 18,75 mm.
- Please contact with customer service for precise belt measurements.
- Special raw materials and additional colors available.
- Physical belt widths are generally 0.1% to 0.3% smaller.
- For PP material up to 750 mm (30") -3 mm to 0 mm and -0.4% to 0% for wider belts.



MD508 NS

Modular Belt Series

- **Corrugated Cardbord Applications**

Down Stackers, Corrugator Take Off, Strap Feed

- **Lumber Industry**

Lumber Transport, Cutting Process

- **Snack Food Applications**

Potato Processing

- **Fruits and Vegetables Applications**

Bulk Feeding, Elevator, Control Sorting Table, Filling

- **Automotive Applications**

Car Assembly Lines, Car-Wash Applications

- **Packaging Applications**

Bluk Inclines, Box Transport Horizontal

MD508 NS



MODUTECH

Pitch:	50,8 mm / 2 inch
Belt Surface:	Close, Non Slip Surface
Minimum Width:	150 mm / 5.90 inch
Open Area (%):	0%.
Flight:	Yes
Sidewall:	No
Pin:	Ø7 mm / 0.275 inch - Self Lock
Approved:	FDA and EU
Color:	Gray
Cleanability:	Good
Belt Thickness:	16,9 mm / 0.66 inch

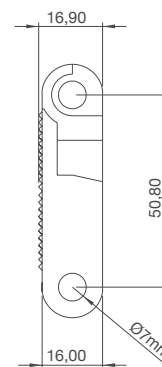
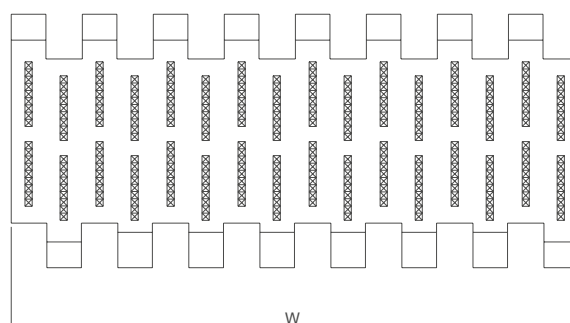


MD508 NS Technical Information

Belt Material		POM	POM	POM
Pin Material		PA	POM	PP
Belt Strength	N/m lb/ft	56000 - 3836	56000 - 3836	33000 - 2261
Temperature	°C °F	-40 / +93 -40 / +200	-40 / +93 -40 / +200	+5 / +93 +40 / +200
Belt Weight	kg/m ² lb/sqft ²	13.8 / 2.83	13.8 / 2.83	13.8 / 2.83

Diameter of idling rollers (min.)		Diameter of support rollers (min.)		Diameter for gravity take up center drive rollers (min.)		Backbending radius for elevators without side guards or hold down devices (min.)		Backbending radius for elevators with side guards or hold down devices (min.)	
mm	inch	mm	inch	mm	inch	mm	inch	mm	inch
90	3.5	100	4	150	6	150	6	250	10

Belth Width mm	150,0	225,0	300,0	375,0	450,0	525,0	600,0	675,0	750,0	825,0	900,0	975,0	1050,0	1125,0	1200,0	1275,0	1350,0
Belth Width inch	5.91	8.86	11.81	14.76	17.72	20.67	23.62	26.57	29.53	32.48	35.43	38.39	41.34	44.29	47.24	50.20	53.15
Belth Width mm	1425,0	1500,0	1575,0	1650,0	1725,0												
Belth Width inch	56.10	59.06	62.01	64.96	67.91												



Product Features and Functional Benefits

- Unique non-slip bottom surface designed for more friction.
- Reinforced bottom surface - higher product load and longer conveyors.
- Strong and thick product supports allow more load without breaking.
- Unique sprocket engagement reduces pulsation and increases load capacity.
- Impact resistance to with stand heavy objects falling into the belt.

Important Notes

- **Standard belt increments 75 mm.**
- **Non-standard belt increments 18,75 mm.**
- Please contact with customer service for precise belt measurements.
- Special raw materials and additional colors available.
- Physical belt widths are generally 0.1% to 0.3% smaller.
- Up to 750 mm (30") -3 mm to 0 mm and -0.4% to 0% for wider belts.

MD508 Series

Sprockets and Technical Specifications



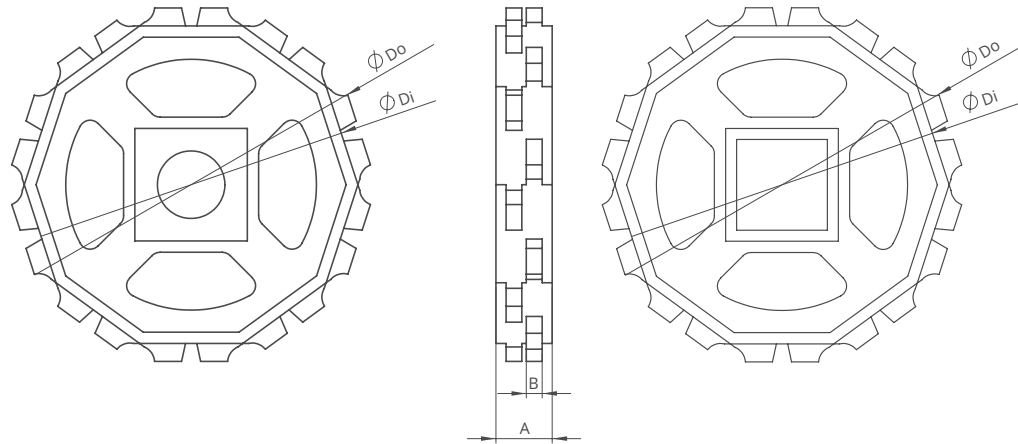
Z8



Z10



Z12



MD508 Series / Moulded Sprockets Dimensions

NO. TEETH	Di mm/inch	Do mm/inch	B mm/inch	A mm/inch	Square Bore (Q) mm/inch		Round Bore (R) mm/inch		PRODUCT CODE	
					Q	R	Q	R	Square Type (Q)	Round Type (R)
Z8	107,4 / 4.23	127,3 / 5.01	7,0 / 0.27	40,0 / 1.57	40	1.5	25-30	1-1.25	MD508SQZ8*POM	MD508SRZ8*POM
Z10	141,3 / 5.56	160,1 / 6.30	7,0 / 0.27	40,0 / 1.57	40	1.5	25-30	1-1.25	MD508SQZ10*POM	MD508SRZ10*POM
Z12	174,7 / 6.87	193,2 / 7.61	7,0 / 0.27	40,0 / 1.57	40	1.5	25-30	1-1.25	MD508SQZ12*POM	MD508SRZ12*POM
Z16	240,9 / 9.48	258,7 / 10.18	7,0 / 0.27	40,0 / 1.57	60-90	-	-	-	MD508SQZ16*POM	MD508SRZ16*POM

*Other sprockets and hub sizes are manufactured up to request.

*PA (Polyamide) and PP (Polypropylene) sprockets raw material is available on request.

*Machined Split Sprockets are available for each size.




Clamp



Machined Split Sprocket



Moulded Sprocket




Machined Sprocket

MD508 Series

Accessories and Technical Specifications



MODUTECH



MD508 Series / Flight Dimensions

MD508 Series / Flights		
PRODUCT CODE	Flight Height (mm/inch)	Flight Width (mm/inch)
MD508T50	50 / 2	150 / 5.90
MD508T100	100 / 4	150 / 5.90
MD508T150	150 / 6	150 / 5.90

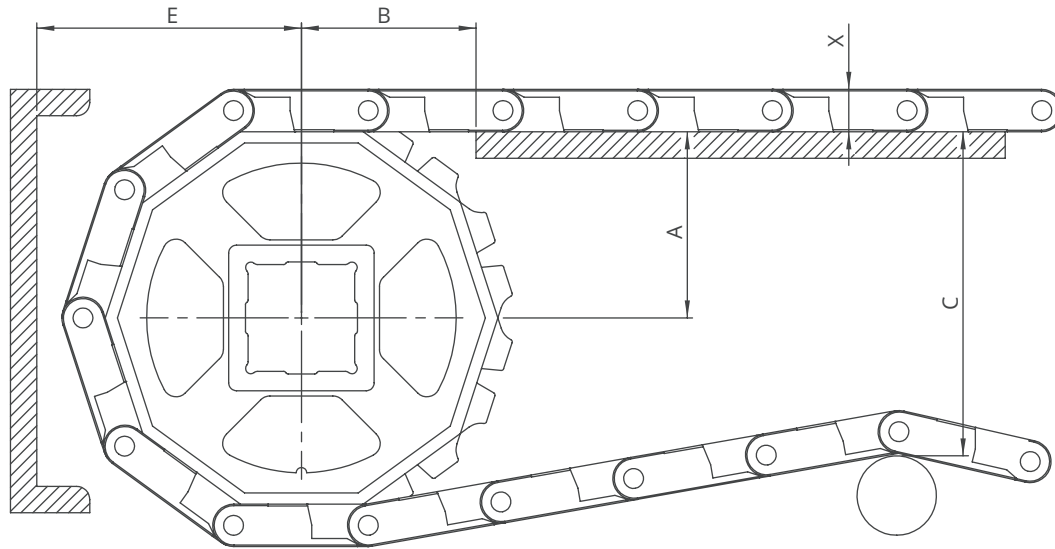
MD508 Series / Flight Technical Specifications

Possible Flight Indents for MD508 Series	Z	
	mm	inch
Standard, module cutting	37,5	1.48
Standard, module cutting	56,0	2.20
Standard, no module cutting	75,0	2.95
Standard, module cutting	112,5	4.43

*Non-standard flight indent is on request.

MD508 Series

Engineering Information

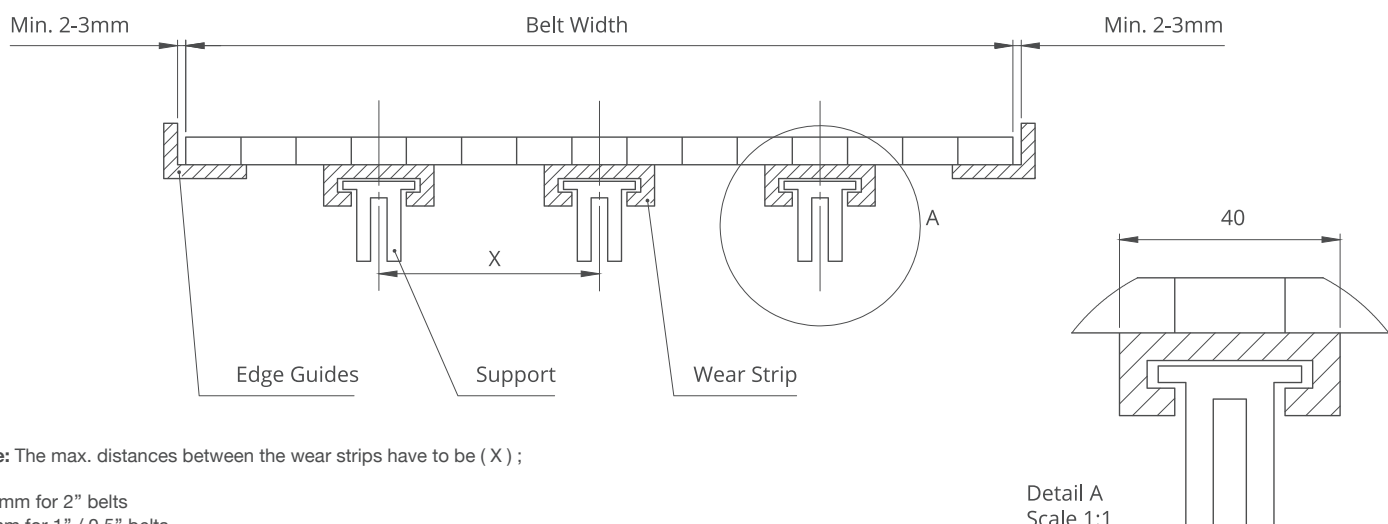


A - $\pm 0,031"$ (1mm) C - \pm (Max.)
 B - $\pm 0,125"$ (3mm) E - \pm (Min.)

MD508 Series / Conveyor Frame Dimensions

Sprockets Description			A		B		C		E		X	
Pitch Diameter		No.Teeth	Range (Bottom to Top)		inch	mm	inch	mm	inch	mm	inch	mm
inch	mm		inch	mm								
MD508 C, MD508 PR25%, MD508 FG												
4.65	118,0	8	2.46	62,5	2.94	74,8	3.79	96,2	3.48	88,5	0.63	16,0
5.94	151,0	10	3.09	78,4	3.57	90,7	5.06	128,5	4.11	104,4	0.63	16,0
7.32	186,0	12	3.76	95,5	4.20	106,7	6.33	160,9	4.78	121,5	0.63	16,0
10.28	261,0	16	5.06	128,5	4.82	122,5	8.76	222,5	6.08	154,5	0.63	16,0
MD508 C-RT, MD508 FG-RT												
4.65	118,0	8	2.32	59,0	2.94	74,8	3.65	92,7	3.62	92,0	0.90	23,1
5.94	151,0	10	2.95	74,9	3.57	90,7	4.92	125,0	4.25	107,9	0.90	23,1
7.32	186,0	12	3.62	92,0	4.20	106,7	6.20	157,4	4.92	125,0	0.90	23,1
10.28	261,0	16	4.92	125,0	4.82	122,5	8.62	219,0	6.22	158,0	0.90	23,1
MD508 NS												
4.65	118,0	8	2.46	62,5	2.94	74,8	3.61	91,7	3.52	89,5	0.67	16,9
5.94	151,0	10	3.09	78,4	3.57	90,7	4.88	124,0	4.15	105,4	0.67	16,9
7.32	186,0	12	3.76	95,5	4.20	106,7	6.16	156,4	4.82	122,5	0.67	16,9
10.28	261,0	16	5.06	128,5	4.82	122,5	8.58	218,0	6.12	155,5	0.67	16,9

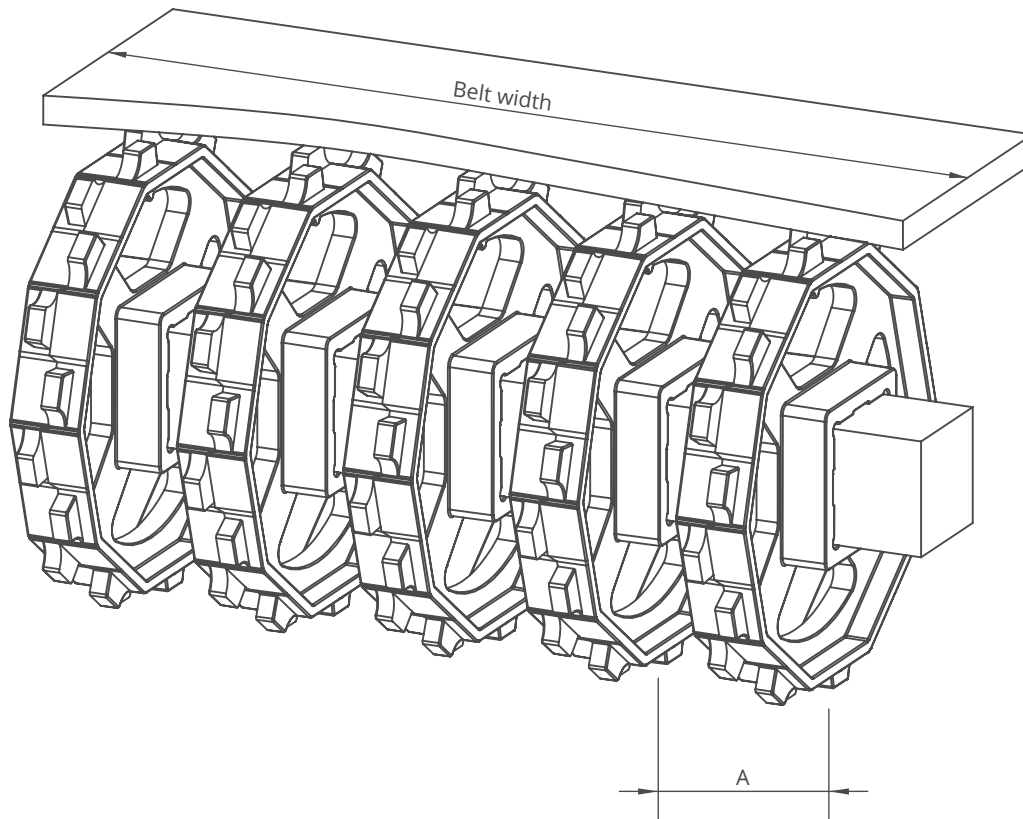
MD508 Series / Slider Support System For Straight Running Belts



Note: The max. distances between the wear strips have to be (X) ;

125 mm for 2" belts
 80 mm for 1" / 0.5" belts

Detail A
 Scale 1:1



MD508 Series / Sprockets Arrangement

Standard Belt Width		Number of sprockets per shaft		A (mm/inch)	
mm	inch	Drive Shaft	Return Shaft	Min.	Max.
150,0	5.90	2	2	60/2.36	150/5.9
225,0	8.86	3	2	60/2.36	150/5.9
300,0	11.81	3	3	60/2.36	150/5.9
375,0	14.76	4	3	60/2.36	150/5.9
450,0	17.72	4	3	60/2.36	150/5.9
525,0	20.67	5	4	60/2.36	150/5.9
600,0	23.62	5	4	60/2.36	150/5.9
675,0	26.57	6	5	60/2.36	150/5.9
750,0	29.53	6	5	60/2.36	150/5.9
825,0	32.48	6	5	60/2.36	150/5.9
900,0	35.43	7	6	60/2.36	150/5.9
975,0	38.39	8	7	60/2.36	150/5.9
1050,0	41.34	9	7	60/2.36	150/5.9
1125,0	44.29	10	8	60/2.36	150/5.9
1200,0	47.24	11	8	60/2.36	150/5.9
1275,0	50.20	12	9	60/2.36	150/5.9
1350,0	53.15	13	10	60/2.36	150/5.9
1425,0	56.10	14	10	60/2.36	150/5.9
1500,0	59.06	15	11	60/2.36	150/5.9
1575,0	62.00	16	12	60/2.36	150/5.9

Note: Number of sprockets depends on the belt load.

HP508

Modular Belt Series

HP508 RR

HP508 FG

HP508 C

Sprockets & Accessories

Engineering Information





Bezelye Konservesi

İçindekiler: Bezelye, su, tuz ve asitlik düzenleyici (sitrik asit).
No: 3 Büyük Boy

Türk Gıda Kodeksi'ne uygun olarak
Gıda Sanayi A.Ş. tarafından
TICARET A.Ş. adına üretilmiştir.
Menşe Ülke: Türkiye

Bir porsiyon (130g) ürünün besinlik karşıtama miktarları

Enerji	Şeker	Toplam Yağ	Doymuş Yağ	Tuz
118 kcal	1,1 g	0,8 g	0,0 g	1,3 g
%6	%1	%1	%0	%22

Protein	Lif
7,7 g	2,4 g
%15	%7

* Değerler 2000 kcal/gün üzerinden hesaplanmıştır.
Daha fazla bilgi için www.migros.com.tr
Bu ürün yaklaşık 2 porsiyondan oluşmaktadır.

Saklama Koşulları: Bombajlı ve sıranlı, kurtarılmış, güneşten uzak, serin ve kokuşuz yerde saklayınız.
Kapağı açıldıktan sonra buzdolabında saklayınız.

Tavsiye edilen tüketim tarihi (T.E.T.) ve parti numarası ambalajın üzerindedir.



Bezelye Konservesi

İçindekiler: Bezelye, su, tuz ve asitlik düzenleyici (sitrik asit).
No: 3 Büyük Boy

Türk Gıda Kodeksi'ne uygun olarak
Tat Gıda Sanayi A.Ş. tarafından
MIGROS TİCARET A.Ş. adına üretilmiştir.
Menşe Ülke: Türkiye

Bir porsiyon (130g) ürünün besinlik karşıtama miktarları

Enerji	Şeker	Toplam Yağ	Doymuş Yağ	Tuz
118 kcal	1,1 g	0,8 g	0,0 g	1,3 g
%6	%1	%1	%0	%22

* Değerler 2000 kcal/gün üzerinden hesaplanmıştır.
Daha fazla bilgi için www.migros.com.tr
Bu ürün yaklaşık 2 porsiyondan oluşmaktadır.

Saklama Koşulları: Bombajlı ve sıranlı, kurtarılmış, güneşten uzak, serin ve kokuşuz yerde saklayınız.
Kapağı açıldıktan sonra buzdolabında saklayınız.

Tavsiye edilen tüketim tarihi (T.E.T.) ve parti numarası ambalajın üzerindedir.



Kalite ve FSSC 22000 Gıda Güvenliği Yönetim Sistemi Belgelerine sahiptir.

Gıda İşletmecisi Adı:

Gıda İşletmecisi Adresi:
Atatürk Mah. Turgut Özal Bulvarı
No: 7 Ataşehir / İSTANBUL

Müşteri Hizmetleri Hattı:
444 10 44

ÜRETİCİ FIRMA ADI:
GIDA SANAYİ A.Ş.

ÜRETİCİ FIRMA ADRESİ:
Vehbi Koç Cad. Tatkavaklı Kasabası
Mustafakemalpaşa-Bursa

İşletme kayıt no: TR-16-K-000470



Net Ağırlık:
830g e





HP508 RR

Modular Belt Series

- **Snack Foods Applications**

Cooling Line

- **Fruits and Vegetables Applications**

Palletizing - Epalletizing, Sterilization Conveyance

- **Automotive Applications**

Battery Filling

- **Tire Manufacturing Applications**

Dip Tank

- **Packaging Applications**

Accumulation, Palletizing - Depalletizing

- **Textile Applications**

Dyeing

- **Beverages and Bottling Applications**

Glass Palletizing - Depalletizing, Pasteurizers - Warmers,

Accumulation Tables

- **Can Manufacturing Applications**

Accumulation Tables, Palletizing / Depalletizing

HP508 RR



MODUTECH

Pitch:	50,8 mm / 2 inch
Belt Surface:	Open, Raised Rib Surface
Minimum Width:	152,4 mm / 6 inch
Open Area (%):	36%. (Biggest opening 3,5 x 18,5 mm)
Flight:	No
Sidewall:	No
Pin:	Ø7 mm / 0.275 inch - Self Lock
Approved:	FDA and EU
Color:	Gray
Cleanability:	Good
Belt Thickness:	24 mm / 0.945 inch

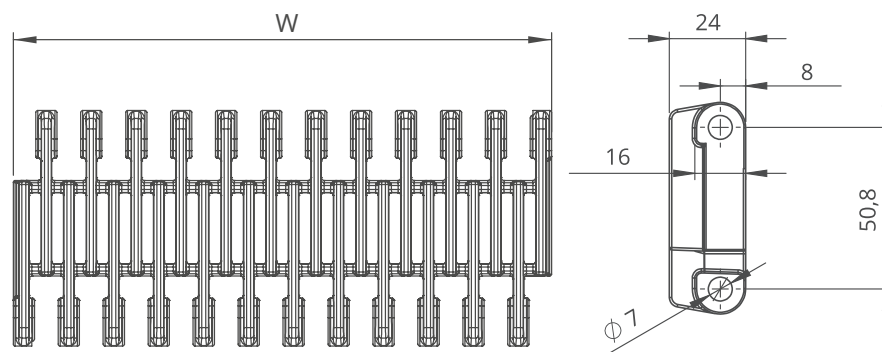


HP508 RR Technical Information

Belt Material		POM	PPH
Pin Material		POM	PPH
Belt Strength	N/m lb/ft	45500 - 3117	34200 - 2343
Temperature	°C °F	-40 / +93 -40 / +200	+5 / +118 -40 / +244
Belt Weight	kg/m ² lb/sqft ²	13.5 / 2.77	8.9 / 1.82

Diameter of idling rollers (min.)		Diameter of support rollers (min.)		Diameter for gravity take up center drive rollers (min.)		Backbending radius for elevators without side guards or hold down devices (min.)		Backbending radius for elevators with side guards or hold down devices (min.)	
mm	inch	mm	inch	mm	inch	mm	inch	mm	inch
90	3.5	100	4	150	6	150	6	-	-

Belth Width mm	152,4	228,6	304,8	381,0	457,2	533,4	609,6	685,8	762,0	838,2	914,4	990,6	1066,8	1143,0	1219,2	1295,4	1371,6
Belth Width inch	6.00	9.00	12.00	15.00	18.00	21.00	24.00	27.00	30.00	33.00	36.00	39.00	42.00	45.00	48.00	51.00	54.00
Belth Width mm	1447,8	1524,0	1600,2	1676,4													
Belth Width inch	57.00	60.00	63.00	66.00													



Product Features and Functional Benefits

- Less friction and product contact for easy cooking, cooling and freezing of products.
- Reduces back line pressure with up to 70%.
- Reduced dirt and oxide build up due to self cleaning surface.
- Finger plate for trouble free transfer.
- Unique sprocket engagement reduces pulsation and increases load capacity.

Important Notes

- Standard belt increments **76,2 mm**.
- Non-standard belt increments **38,1 mm**.
- Please contact with customer service for precise belt measurements.
- Special raw materials and additional colors available.
- For PPH material up to 750 mm (30") -2 mm to 1 mm and -0.25% to 0.25% for wider belts.



HP508 FG

Battery Belt

Modular Belt Series

- **Snack Foods Applications**

Cooling Line

- **Fruits and Vegetables Applications**

Palletizing - Epalletizing, Sterilization Conveyance

- **Automotive Applications**

Battery Filling

- **Tire Manufacturing Applications**

Dip Tank

- **Packaging Applications**

Accumulation, Palletizing - Depalletizing

- **Textile Applications**

Dyeing

- **Beverages and Bottling Applications**

Glass Palletizing - Depalletizing, Pasteurizers - Warmers,

Accumulation Tables

- **Can Manufacturing Applications**

Accumulation Tables, Palletizing / Depalletizing

HP508 FG (Battery Belt)



MODUTECH

Pitch:	50,8 mm / 2 inch
Belt Surface:	Open, Smooth Surface
Minimum Width:	152,4 mm / 6 inch
Open Area (%):	36%. (Biggest opening 3,5 x 18,5 mm)
Flight:	No
Sidewall:	No
Pin:	Ø7 mm / 0.276 inch - Self Lock
Approved:	FDA and EU
Color:	White / Gray
Cleanability:	Good
Belt Thickness:	16 mm / 0.630 inch

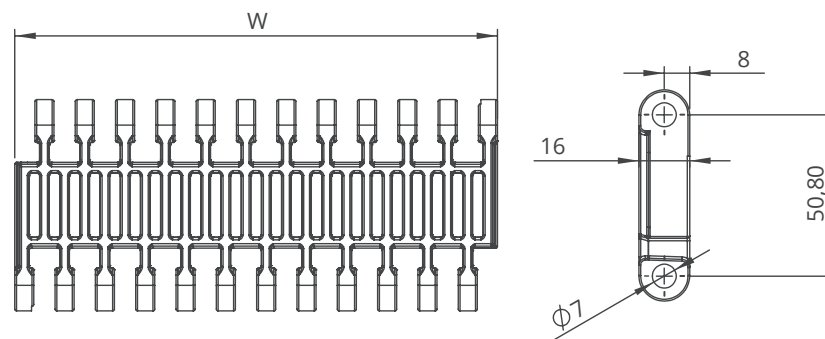


HP508 FG Technical Information

Belt Material		PP
Pin Material		PP
Belt Strength	N/m lb/ft	25000 - 1713
Temperature	°C °F	+5 / +105 +40 / +220
Belt Weight	kg/m ² lb/sqft ²	7.5 / 1.53

Diameter of idling rollers (min.)		Diameter of support rollers (min.)		Diameter for gravity take up center drive rollers (min.)		Backbending radius for elevators without side guards or hold down devices (min.)		Backbending radius for elevators with side guards or hold down devices (min.)	
mm	inch	mm	inch	mm	inch	mm	inch	mm	inch
90	3.5	100	4	150	6	150	6	-	-

Belth Width mm	152,4	228,6	304,8	381,0	457,2	533,4	609,6	685,8	762,0	838,2	914,4	990,6	1066,8	1143,0	1219,2	1295,4	1371,6
Belth Width inch	6.00	9.00	12.00	15.00	18.00	21.00	24.00	27.00	30.00	33.00	36.00	39.00	42.00	45.00	48.00	51.00	54.00
Belth Width mm	1447,8	1524,0	1600,2	1676,4													
Belth Width inch	57.00	60.00	63.00	66.00													



Product Features and Functional Benefits

- Belt provides optimal open area for drainage and airflow.
- Unique sprocket engagement reduces pulsation and increases load capacity.
- High power, bi-directional belt for long conveyors.
- Unique sprocket engagement - higher product load and longer conveyors.
- Strong and thick product supports allow more load without breaking.
- Impact resistance to withstand heavy objects falling on the belt.

Important Notes

- Standard belt increments 76,2 mm.
- Non-standard belt increments 38,1 mm.
- Please contact with customer service for precise belt measurements.
- Special raw materials and additional colors available.



HP508 C

Modular Belt Series

- **Snack Food Applications**

Potato Processing

- **Fruits and Vegetables Applications**

Bulk Feeding, Elevator, Control Sorting Table, Filling

- **Automotive Applications**

Chair Lift - Feeder

- **Packaging Applications**


Bluk Inclines, Box Transport Horizontal

HP508 C



MODUTECH

Pitch:	50,8 mm / 2 inch
Belt Surface:	Close, Smooth Surface
Minimum Width:	152,4 mm / 6 inch
Open Area (%):	0%
Flight:	No
Sidewall:	No
Pin:	Ø7 mm / 0.275 inch - Self Lock
Approved:	FDA and EU
Color:	Blue / White
Cleanability:	Good
Belt Thickness:	16 mm / 0.629 inch

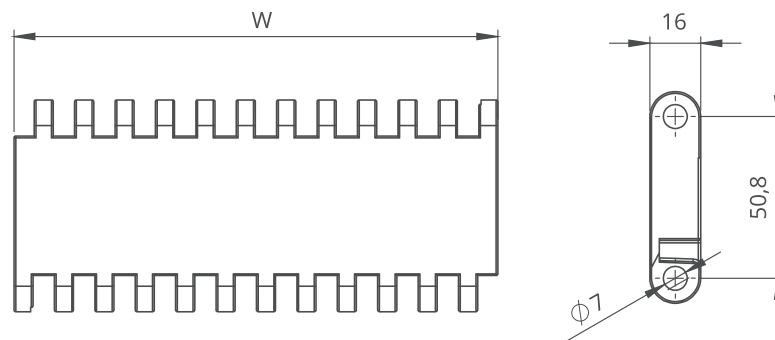


HP508 C Technical Information

Belt Material		POM	POM	PP	PP
Pin Material		PA	POM	PP	POM
Belt Strength	N/m lb/ft	40000 - 2770	40000 - 2770	30000 - 2055	30000 - 2055
Temperature	°C °F	-40 / +93 -40 / +200	-40 / +93 -40 / +200	+5 / +105 +40 / +220	+5 / +93 +40 / +200
Belt Weight	kg/m ² lb/sqft ²	12.2 / 2.5	12.2 / 2.5	7.8 / 1.60	7.8 / 1.60

Diameter of idling rollers (min.)		Diameter of support rollers (min.)		Diameter for gravity take up center drive rollers (min.)		Backbending radius for elevators without side guards or hold down devices (min.)		Backbending radius for elevators with side guards or hold down devices (min.)	
mm	inch	mm	inch	mm	inch	mm	inch	mm	inch
90	3.5	100	4	150	6	150	6	-	-

Belth Width mm	152,4	228,6	304,8	381,0	457,2	533,4	609,6	685,8	762,0	838,2	914,4	990,6	1066,8	1143,0	1219,2	1295,4	1371,6
Belth Width inch	6.00	9.00	12.00	15.00	18.00	21.00	24.00	27.00	30.00	33.00	36.00	39.00	42.00	45.00	48.00	51.00	54.00
Belth Width mm	1447,8	1524,0	1600,2	1676,4													
Belth Width inch	57.00	60.00	63.00	66.00													



Product Features and Functional Benefits

- Unique sprocket engagement reduces pulsation and increases load capacity.
- High power, bi-directional belt for long conveyors.
- Unique sprocket engagement - higher product load and longer conveyors.
- Strong and thick product supports allow more load without breaking.
- Impact resistance to withstand heavy objects falling into the belt.
- Close transfer applications.

Important Notes

- Standard belt increments 76,2 mm.
- Non-standard belt increments 38,1 mm.
- Please contact with customer service for precise belt measurements.
- Special raw materials and additional colors available.
- Physical belt widths are generally 0.1% to 0.3% smaller.
- For PP material up to 750 mm (30") -3 mm to 0 mm and -0.4% to 0% for wider belts.
- For POM material up to 750 mm (30") -3 mm to 0 mm and -0.4% to 0% for wider belts.

HP508 Series

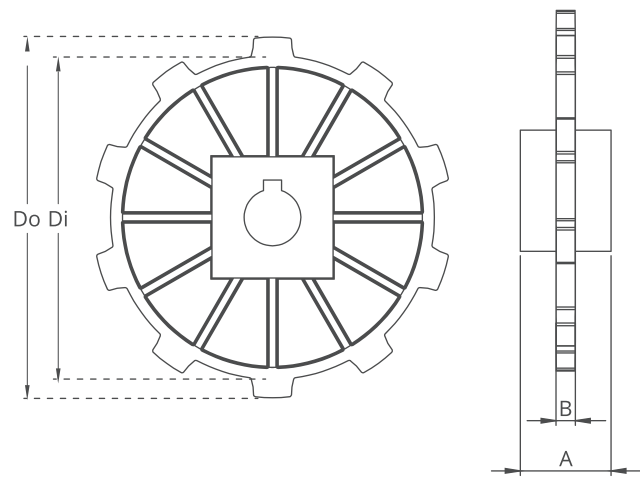
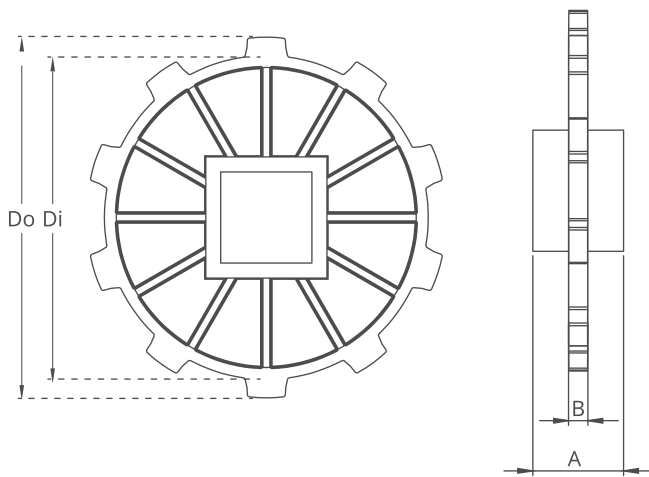
Accessories and Technical Specifications



Z8



Z10



HP508 Series / Moulded Sprockets Dimensions

NO. TEETH	Di mm/inch	Do mm/inch	B mm/inch	A mm/inch	Square Bore (Q)		Round Bore (R)		PRODUCT CODE	
					mm/inch	mm/inch	mm/inch	mm/inch	Square Type (Q)	Round Type (R)
Z8	107,25 / 4.22	124,5 / 4.89	8,5 / 0.33	40,0 / 1.57	40	-	-	-	HP508SQZ8*PA	HP508SRZ8*PA
Z10	142,8 / 5.62	159,0 / 6.25	8,5 / 0.33	40,0 / 1.57	40	-	-	-	HP508SQZ10*PA	HP508SRZ10*PA
Z16	242,7 / 9.55	261,2 / 10.32	8,5 / 0.33	40,0 / 1.57	60-90	-	-	-	HP508SQZ16*PA	-

*Other sprockets and hub sizes are manufactured up to request.

*POM (Acetal) and PP (Polypropylene) sprockets raw material is available on request.


*Machined Split Sprockets are available for each size.




Clamp



Machined Split Sprocket



Moulded Sprocket



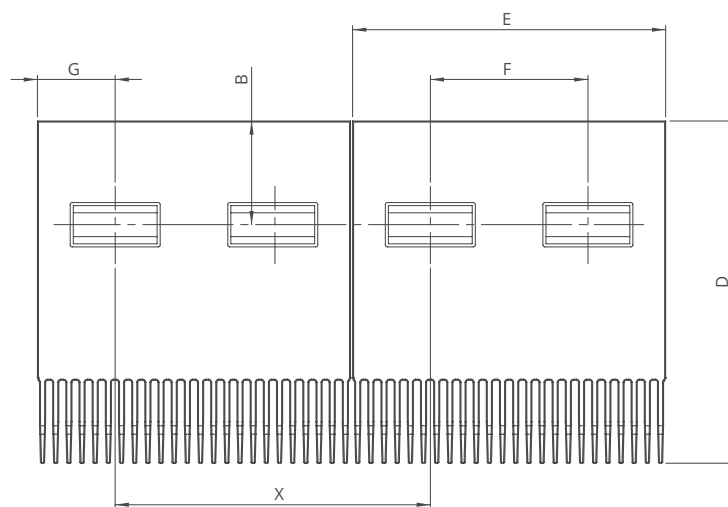
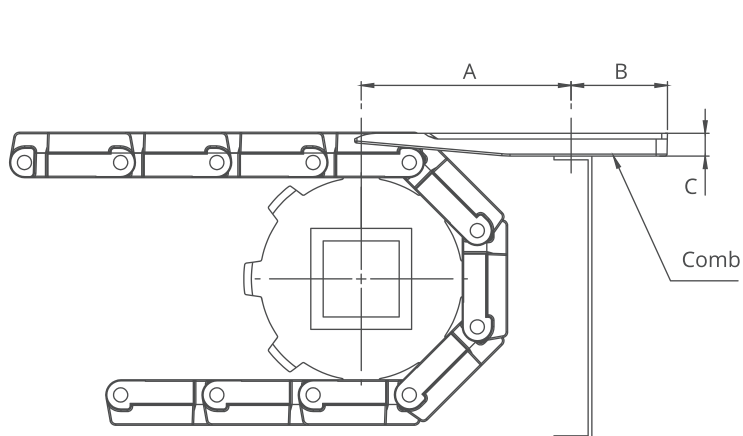

Machined Sprocket

HP508 Series

Accessories and Technical Specifications



MODUTECH

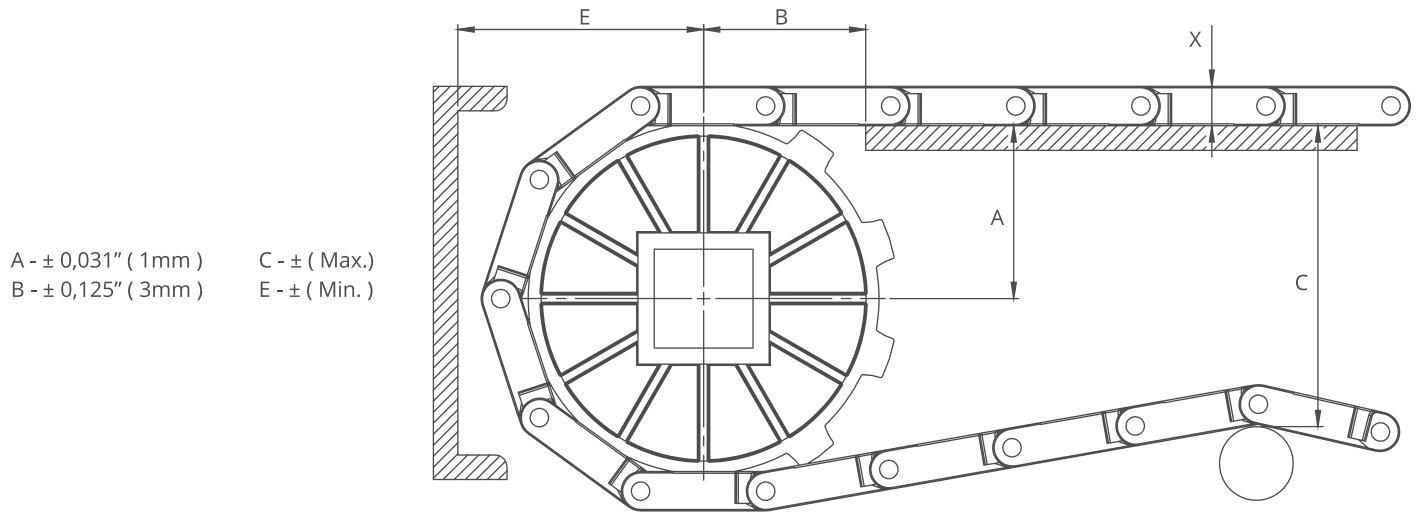


HP508 Series / Comb Technical Specifications

	inch	mm
A	3.94	100,0
B	1.97	50,0
C	0.47	12,0
D	6.50	165,0
E	5.94	151,0
F	2.99	76,0
G	1.48	37,5
X	5.98	152,0

HP508 Series

Engineering Information

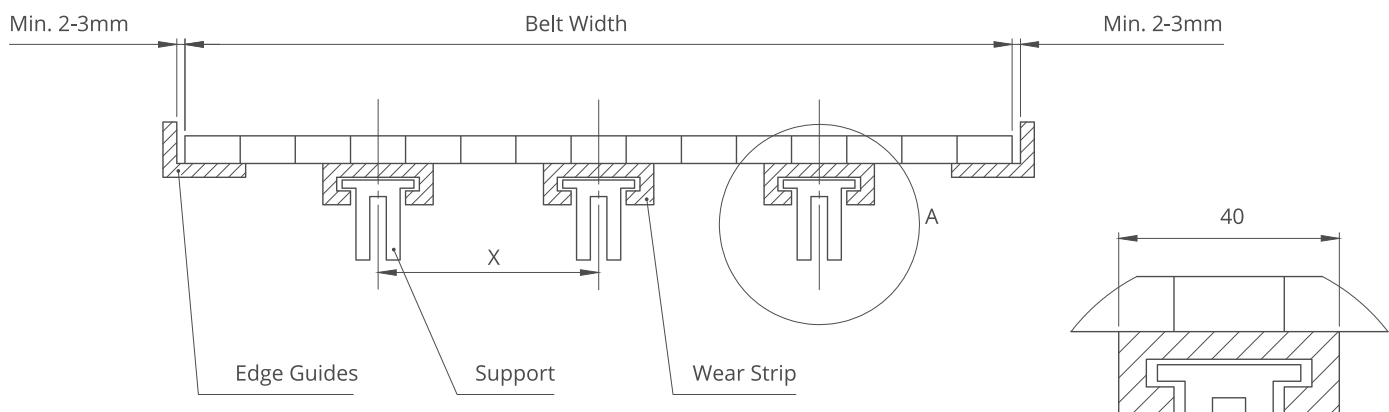


A - ± 0,031" (1mm) C - ± (Max.)
 B - ± 0,125" (3mm) E - ± (Min.)

HP508 Series / Conveyor Frame Dimensions

Sprockets Description			A		B		C		E		X	
Pitch Diameter		No. Teeth	Range (Bottom to Top)		inch	mm	inch	mm	inch	mm	inch	mm
inch	mm		inch	mm								
HP508 C, HP508 FG												
4.57	116,0	8	2.29	58,25	2.28	58,0	3.46	88,0	3.32	84,25	0.63	16,0
5.98	152,0	10	2.93	74,5	2.60	66,0	4.80	122,0	3.96	100,5	0.63	16,0
9.96	253,0	16	4.90	124,5	4.41	112,0	8.70	221,0	6.00	152,5	0.63	16,0
HP508 RR												
4.57	116,0	8	2.29	58,25	2.28	58,0	3.78	96,0	3.63	92,25	0.94	24,0
5.98	152,0	10	2.93	74,5	2.60	66,0	5.12	130,0	4.27	108,5	0.94	24,0
9.96	253,0	16	4.90	124,5	4.41	112,0	9.02	229,0	6.32	160,5	0.94	24,0

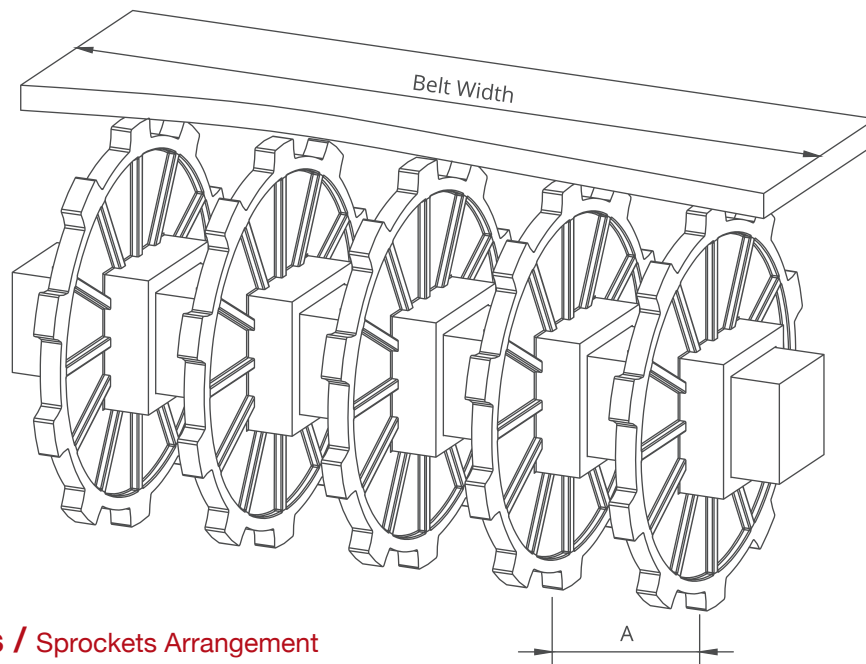
HP508 Series / Slider Support System For Straight Running Belts



Note: The max. distances between the wear strips have to be (X) ;

125 mm for 2" belts
 80 mm for 1" / 0.5" belts

Detail A
 Scale 1:1



HP508 Series / Sprockets Arrangement

Standard Belt Width		Number of sprockets per shaft		A (mm/inch)	
mm	inch	Drive Shaft	Return Shaft	Min.	Max.
152,4	6.0	2	2	60/2.36	150/5.9
228,6	9.0	2	2	60/2.36	150/5.9
304,8	12.0	3	2	60/2.36	150/5.9
381,0	15.0	3	3	60/2.36	150/5.9
457,2	18.0	3	3	60/2.36	150/5.9
533,4	21.0	4	3	60/2.36	150/5.9
609,6	24.0	4	3	60/2.36	150/5.9
685,8	27.0	5	3	60/2.36	150/5.9
762,0	30.0	5	4	60/2.36	150/5.9
838,2	33.0	6	4	60/2.36	150/5.9
914,4	36.0	6	4	60/2.36	150/5.9
990,6	39.0	6	4	60/2.36	150/5.9
1066,8	42.0	7	5	60/2.36	150/5.9
1143,0	45.0	7	5	60/2.36	150/5.9
1219,2	48.0	8	6	60/2.36	150/5.9
1295,4	51.0	8	6	60/2.36	150/5.9
1371,6	54.0	9	6	60/2.36	150/5.9
1447,8	57.0	9	7	60/2.36	150/5.9
1524,0	60.0	9	7	60/2.36	150/5.9
1600,2	63.0	10	7	60/2.36	150/5.9
1676,4	66.0	10	8	60/2.36	150/5.9
1752,6	69.0	11	8	60/2.36	150/5.9
1828,8	72.0	12	9	60/2.36	150/5.9
1905,0	75.0	12	9	60/2.36	150/5.9
1981,2	78.0	12	9	60/2.36	150/5.9
2057,4	81.0	13	10	60/2.36	150/5.9
2133,6	84.0	14	10	60/2.36	150/5.9
2209,8	87.0	14	10	60/2.36	150/5.9
2286,0	90.0	15	11	60/2.36	150/5.9
2514,6	99.0	15	11	60/2.36	150/5.9
2743,2	108.0	16	12	60/2.36	150/5.9
2971,8	117.0	17	13	60/2.36	150/5.9
3200,4	126.0	18	14	60/2.36	150/5.9
3429,0	135.0	19	15	60/2.36	150/5.9
3657,6	144.0	20	16	60/2.36	150/5.9
3810,0	150.0	21	17	60/2.36	150/5.9

Note: Number of sprockets depends on the belt load.



MODUTECH®

1" Radius Belts

Modular Belt Series

EC254 R

EC254 R-GT / Friction Top

EC254T R

Sprockets & Accessories

Engineering Information

Radius Belt Calculation







EC254 R

Modular Radius Belt Series

- **Meat Applications**

Spiral Freezer

- **Poultry Applications**

Spiral Freezer

- **Seafood Applications**

Freezing Lines, Spiral

- **Bakery Applications**

Spiral, Proofing, Cooling, Freezing Lines, Pan Handling

- **Fruits and Vegetables Applications**

Container Conveyence

- **Automotive Applications**

Car Part Manufacturing, Battery Filling


- **Packaging Applications**

Tray Packers, Box Transport Horizontal

EC254 R



MODUTECH



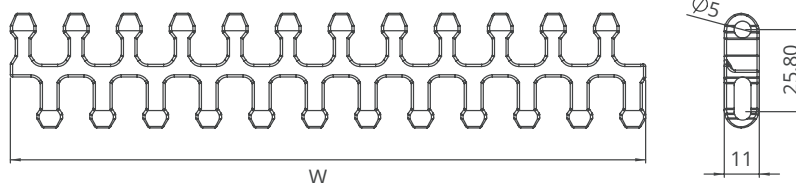
Pitch:	25,8 mm / 1 inch
Belt Surface:	Open, Smooth Surface
Minimum Width:	100 mm / 3.94 inch
Open Area (%):	36%. (Biggest opening 7,5 x 12 mm)
Flight:	Yes
Sidewall:	Yes
Pin:	Ø5 mm / 0.197 inch - Self Lock
Approved:	FDA and EU
Curve:	Yes
Color:	Blue / White / Gray
Cleanability:	Excellent
Application:	Straight and side flexing
Collapse Factor:	2.1 - 2.4 (Please check page 197 to see Collapse Factors-Width Table)
Belt Thickness:	11 mm / 0.433 inch

EC254 R Technical Information

Belt Material		POM	POM	PP	PP
Pin Material		PA	POM	PA	POM
Belt Strength (Straight)	N/m lb/ft	27000 - 1850	27000 - 1850	19000 - 1300	19000 - 1300
Belt Strength (Curve)	N/m lb/ft	1500 - 338	1500 - 338	1000 - 225	1000 - 225
Temperature	°C °F	-40 / +93 -40 / +200	-40 / +93 -40 / +200	+5 / +105 +40 / +220	+5 / +93 +40 / +200
Belt Weight	kg/m ² lb/sqft ²	7.0 / 1.44	7.0 / 1.44	4.7 / 0.96	4.7 / 0.96

Diameter of idling rollers (min.)		Diameter of support rollers (min.)		Diameter for gravity take up center drive rollers (min.)		Backbending radius for elevators without side guards or hold down devices (min.)		Backbending radius for elevators with side guards or hold down devices (min.)	
mm	inch	mm	inch	mm	inch	mm	inch	mm	inch
50	2	50	2	100	4	150	6	250	10

Belth Width mm	200,0	250,0	300,0	350,0	400,0	450,0	500,0	550,0	600,0	650,0	700,0	750,0	800,0	850,0	900,0	950,0	1000,0
Belth Width inch	7.87	9.84	11.81	13.78	15.75	17.72	19.69	21.65	23.62	25.59	27.56	29.53	31.50	33.46	35.43	37.40	41.34
Belth Width mm	1050,0	1100,0	1150,0	1200,0													
Belth Width inch	41.34	43.31	45.28	47.24													

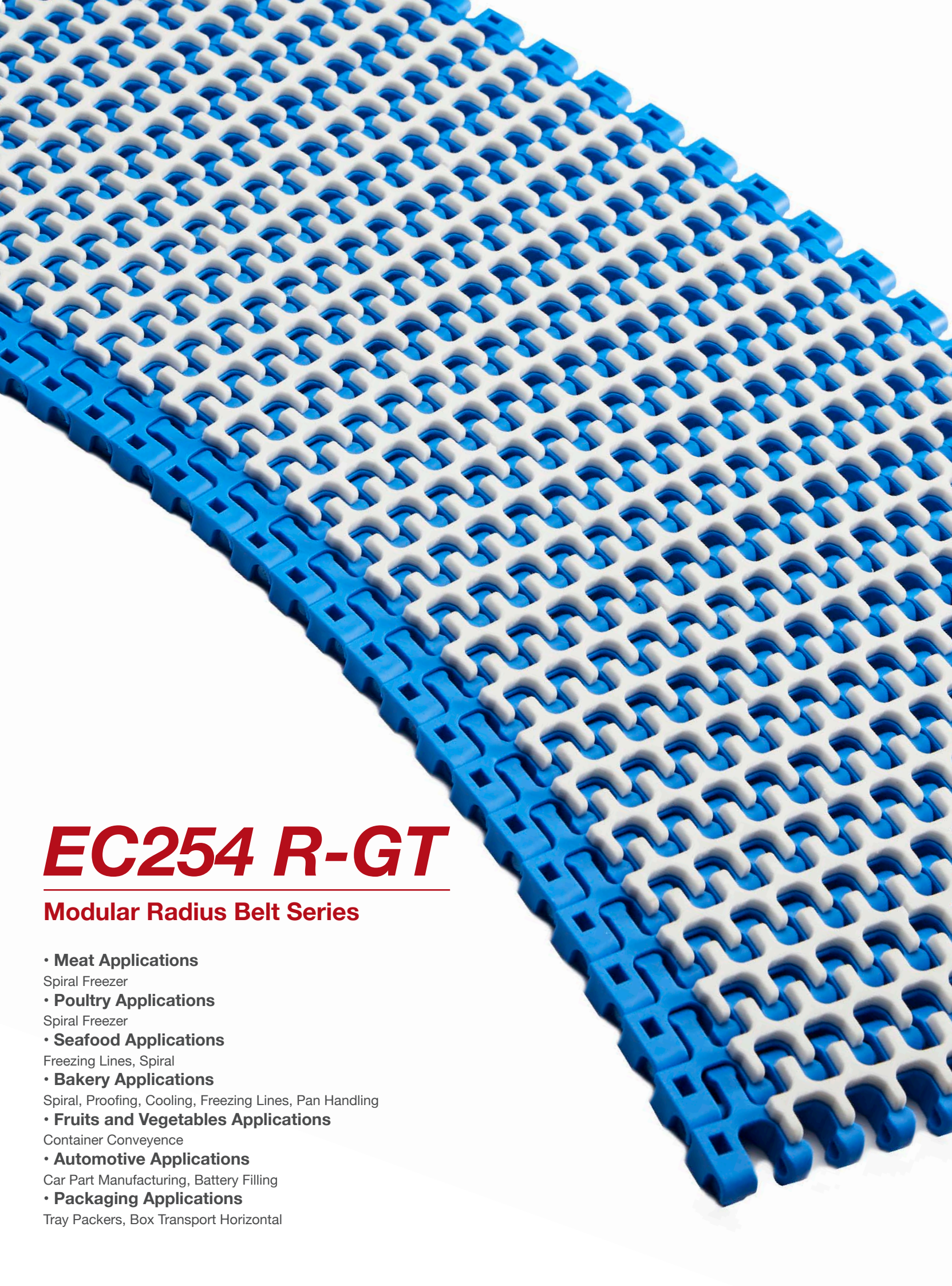


Product Features and Functional Benefits

- Available for light and medium load capacity.
- 180 degree high speed side flexing applications.
- High temperature and wear resistance.
- Unique locking system.
- Belt provides optimal open area for drainage and airflow.

Important Notes

- Standard belt increments 50 mm.
- Non-standard belt increments 16,6 mm.
- Please contact with customer service for precise belt measurements.
- Special raw materials and additional colors available.
- Belt widths bigger than 1200 mm (48") are not recommended. For further information, please contact Modutech Representatives.
- Physical belt widths are generally 0.1% to 0.3% smaller.
- For PP & POM material up to 750 mm (30") -3 mm to 0 mm and -0.4% to 0% for wider belts.



EC254 R-GT

Modular Radius Belt Series

- **Meat Applications**

Spiral Freezer

- **Poultry Applications**

Spiral Freezer

- **Seafood Applications**

Freezing Lines, Spiral

- **Bakery Applications**

Spiral, Proofing, Cooling, Freezing Lines, Pan Handling

- **Fruits and Vegetables Applications**

Container Conveyence

- **Automotive Applications**

Car Part Manufacturing, Battery Filling

- **Packaging Applications**


Tray Packers, Box Transport Horizontal

EC254 R-GT



MODUTECH

Pitch:	25,8 mm / 1 inch
Belt Surface:	Open, Friction Top Surface
Minimum Width:	100 mm / 3.94 inch
Open Area (%):	36%. (Biggest opening 7.5 x 12 mm)
Flight:	Yes
Sidewall:	Yes
Pin:	Ø5 mm / 0.197 inch - Self Lock
Approved:	FDA and EU
Curve:	Yes
Color:	Blue / White / Gray
Cleanability:	Excellent
Application:	Straight and side flexing
Collapse Factor:	2.1 - 2.4 (Please check page 197 to see Collapse Factors-Width Table)
Belt Thickness:	15,5 mm / 0.61 inch

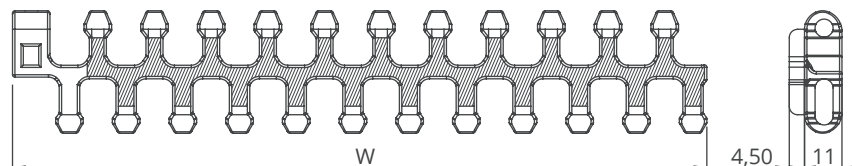


EC254 R-GT Technical Information

Belt Material		PP	PP
Rubber Material		TPE	
Pin Material		POM	PA
Belt Strength (Straight)	N/m lb/ft	19000 - 1300	19000 - 1300
Belt Strength (Curve)	N/m lb/ft	1000 - 225	1000 - 225
Temperature	°C °F	+5 / +60 +40 / +140	+5 / +60 +40 / +140
Belt Weight	kg/m ² lb/sqft ²	6.4 / 1.31	6.4 / 1.31

Diameter of idling rollers (min.)		Diameter of support rollers (min.)		Diameter for gravity take up center drive rollers (min.)		Backbending radius for elevators without side guards or hold down devices (min.)		Backbending radius for elevators with side guards or hold down devices (min.)	
mm	inch	mm	inch	mm	inch	mm	inch	mm	inch
50	2	50	2	100	4	150	6	250	10

Belth Width mm	200,0	250,0	300,0	350,0	400,0	450,0	500,0	550,0	600,0	650,0	700,0	750,0	800,0	850,0	900,0	950,0	1000,0
Belth Width inch	7.87	9.84	11.81	13.78	15.75	17.72	19.69	21.65	23.62	25.59	27.56	29.53	31.50	33.46	35.43	37.40	41.34
Belth Width mm	1050,0	1100,0	1150,0	1200,0													
Belth Width inch	41.34	43.31	45.28	47.24													



Product Features and Functional Benefits

- Available for light and medium load capacity.
- 180 degree high speed side flexing applications.
- High temperature and wear resistance.
- Unique locking system.
- Belt provides optimal open area for drainage and airflow.
- Unique rubber top eliminates wear and increases friction in incline-decline applications.

Important Notes

- **Standard belt increments 50 mm. Non-standard belt increments 16,6 mm.**
- Please contact with customer service for precise belt measurements.
- Special raw materials and additional colors available.
- Belt widths bigger than 1200 mm (48") are not recommended. For further information, please contact Modutech Representatives.
- Physical belt widths are generally 0.1% to 0.3% smaller.
- For PP & POM material up to 750 mm (30") -3 mm to 0 mm and -0.4% to 0% for wider belts.

EC254 R Series


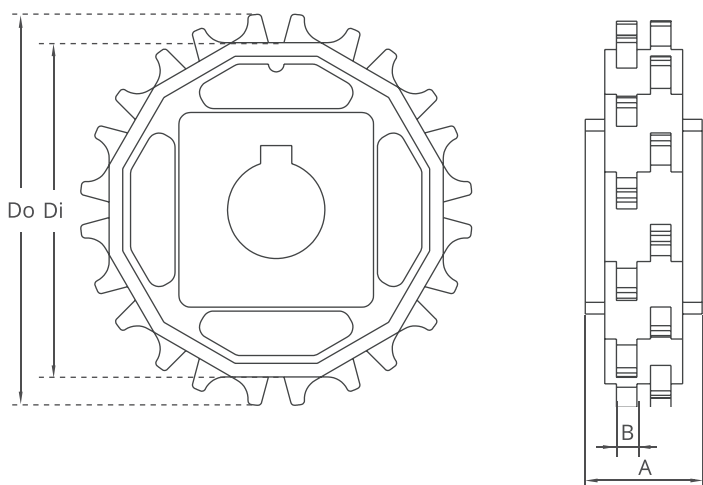
Sprockets and Technical Specifications



Z15



Z8



Split moulded sprockets are available.

EC254 R Series / Standard Sprockets Dimensions

NO. TEETH	Di mm/inch	Do mm/inch	B mm/inch	A mm/inch	Square Bore (Q) mm/inch		Round Bore (R) mm/inch		PRODUCT CODE	
									Square Type (Q)	Round Type (R)
Z8	52,0 / 2.05	67,0 / 2.64	5,3 / 0.21	30,0 / 1.18	25	1	25	1	MD-TR254SQZ8*POM	MD-TR254SRZ8*POM
Z10	69,0 / 2.72	84,0 / 3.31	5,3 / 0.21	30,0 / 1.18	40	1.5	25-30	1-1.25	MD-TR254SQZ10*POM	MD-TR254SRZ10*POM
Z12	85,8 / 3.38	100,8 / 3.97	5,3 / 0.21	30,0 / 1.18	40	1.5	25-30-35	1-1.25	MD-TR254SQZ12*POM	MD-TR254SRZ12*POM
Z15	110,8 / 4.36	125,8 / 4.95	5,3 / 0.21	30,0 / 1.18	40	1.5	25-30	1-1.25	MD-TR254SQZ15*POM	MD-TR254SRZ15*POM
Z16	119,1 / 4.69	134,1 / 5.28	5,3 / 0.21	30,0 / 1.18	40	1.5	25-30	1-1.25	MD-TR254SQZ16*POM	MD-TR254SRZ16*POM
Z18	135,6 / 5.34	150,6 / 5.93	5,3 / 0.21	30,0 / 1.18	40	1.5	25-30-35	1-1.25	MD-TR254SQZ18*POM	MD-TR254SRZ18*POM
Z20	152,0 / 5.98	167,1 / 6.58	5,3 / 0.21	30,0 / 1.18	40	1.5	25-30	1-1.25	MD-TR254SQZ20*POM	MD-TR254SRZ20*POM

*Other sprockets and hub sizes are manufactured up to request.

*PA (Polyamide) and PP (Polypropylene) sprockets raw material is available on request.

*Machined Split Sprockets are available for each size.




Clamp



Machined Split Sprocket



Moulded Sprocket



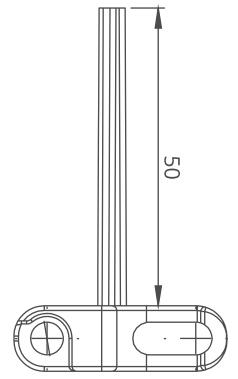
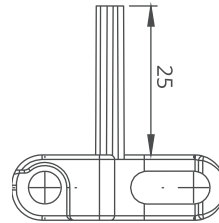
Machined Sprocket

EC254 R Series

Accessories and Technical Specifications

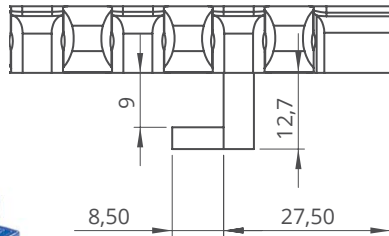


MODUTECH

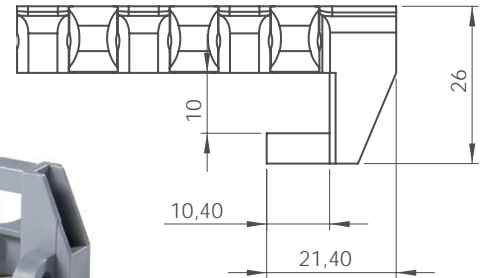


EC254 R Series / TAB - Technical Specification

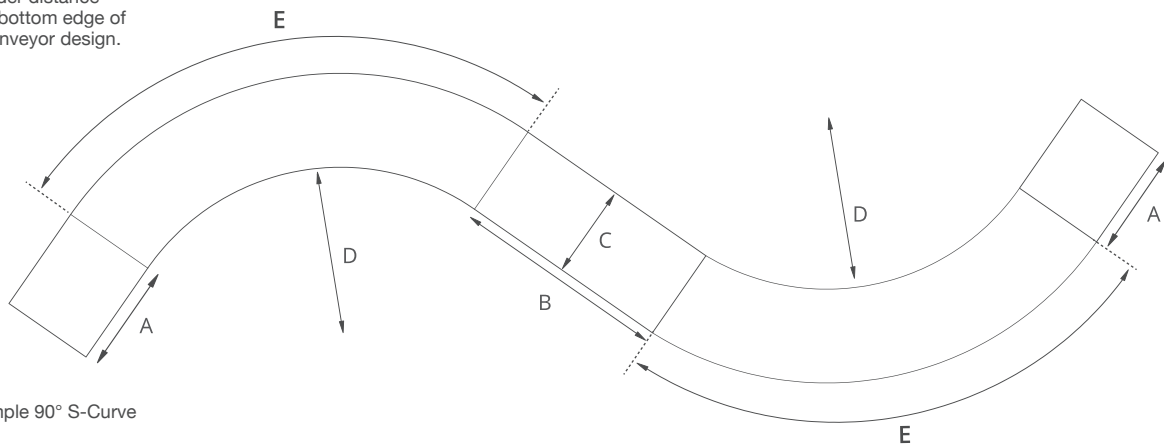
TAB-M



TAB-E



Note: Please consider distance between shaft and bottom edge of TABS during the conveyor design.



Radius Belt Example 90° S-Curve

EC254 R Series / Radius Belt Calculation

- A: Straight run pull and n = Belt width
- B: Straight run between 2 curves = min. 2 x belt width
- C: Belt width
- D: Minimum inner radius
- E: Curve length

$$\text{Collapse Factor} = \frac{\text{Min. inner radius}}{\text{Belt width}}$$

$$\text{Minimum inner radius} = \text{Collapse Factor} \times \text{Belt width}$$

CALCULATION EXAMPLE

Belt width: 400 mm 90° Radius Belt

Collapse Factor: 2.14

$$D: 400 \times 2.14 = 856 \text{ mm}$$

$$A: 400 \text{ (Min.)}$$

$$B: 2 \times 400 = 800 \text{ (Min.)}$$

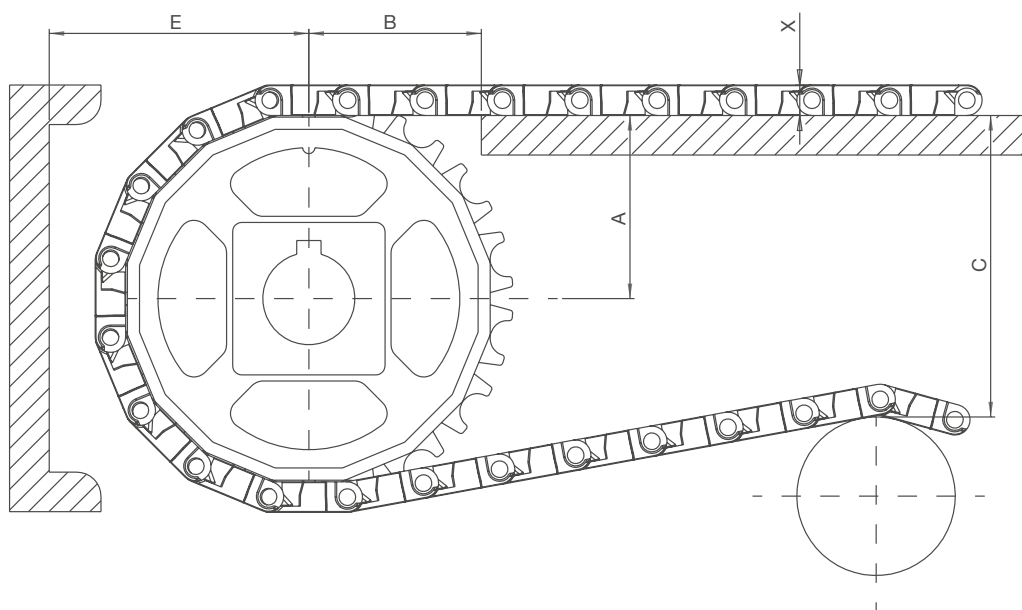
$$E: \frac{2 \times (C+D) \times 3.14}{4} = 1972 \text{ mm}$$

$$\text{Total length} = (2 \times A) + B + (2 \times E)$$

EC254 R Series



Engineering Information

A - ± 0,031" (1mm) C - ± (Max.)
 B - ± 0,125" (3mm) E - ± (Min.)



EC254 R Series / Conveyor Frame Dimensions

Sprockets Description			A		B		C		E		X	
Pitch Diameter		No. Teeth	Range (Bottom to Top)		inch	mm	inch	mm	inch	mm	inch	mm
inch	mm		inch	mm								
EC254 R												
2.38	60,5	8	1.15	29,2	1.55	39,4	1.95	49,5	1.94	49,2	0.43	11,0
3.07	78,0	10	1.46	37,1	1.77	45,0	2.60	66,1	2.25	57,1	0.43	11,0
3.74	95,0	12	1.76	44,8	1.97	50,1	3.24	82,3	2.55	64,8	0.43	11,0
4.70	119,5	15	2.22	56,4	2.23	56,7	4.18	106,1	3.01	76,4	0.43	11,0
5.02	127,5	16	2.37	60,2	2.38	60,5	4.46	113,2	3.21	81,5	0.43	11,0
5.71	145,0	18	2.73	69,3	2.45	62,3	5.19	131,8	3.51	89,3	0.43	11,0
EC254 R-GT												
2.38	60,5	8	1.15	29,2	1.55	39,4	1.95	49,5	2.18	53,7	0.61	15,5
3.07	78,0	10	1.46	37,1	1.77	45,0	2.60	66,1	2.48	61,6	0.61	15,5
3.74	95,0	12	1.76	44,8	1.97	50,1	3.24	82,3	2.79	69,3	0.61	15,5
4.70	119,5	15	2.22	56,4	2.23	56,7	4.18	106,1	3.25	80,9	0.61	15,5
5.02	127,5	16	2.37	60,2	2.38	60,5	4.46	113,2	3.46	86,0	0.61	15,5
5.71	145,0	18	2.73	69,3	2.45	62,3	5.19	131,8	3.76	93,8	0.61	15,5



EC254 R Series / Sidewall Technical Specifications

Possible Sidewall Indents	-	
	mm	inch
Standard, no module cutting	-	-

EC254 R Series / Flight Technical Specifications

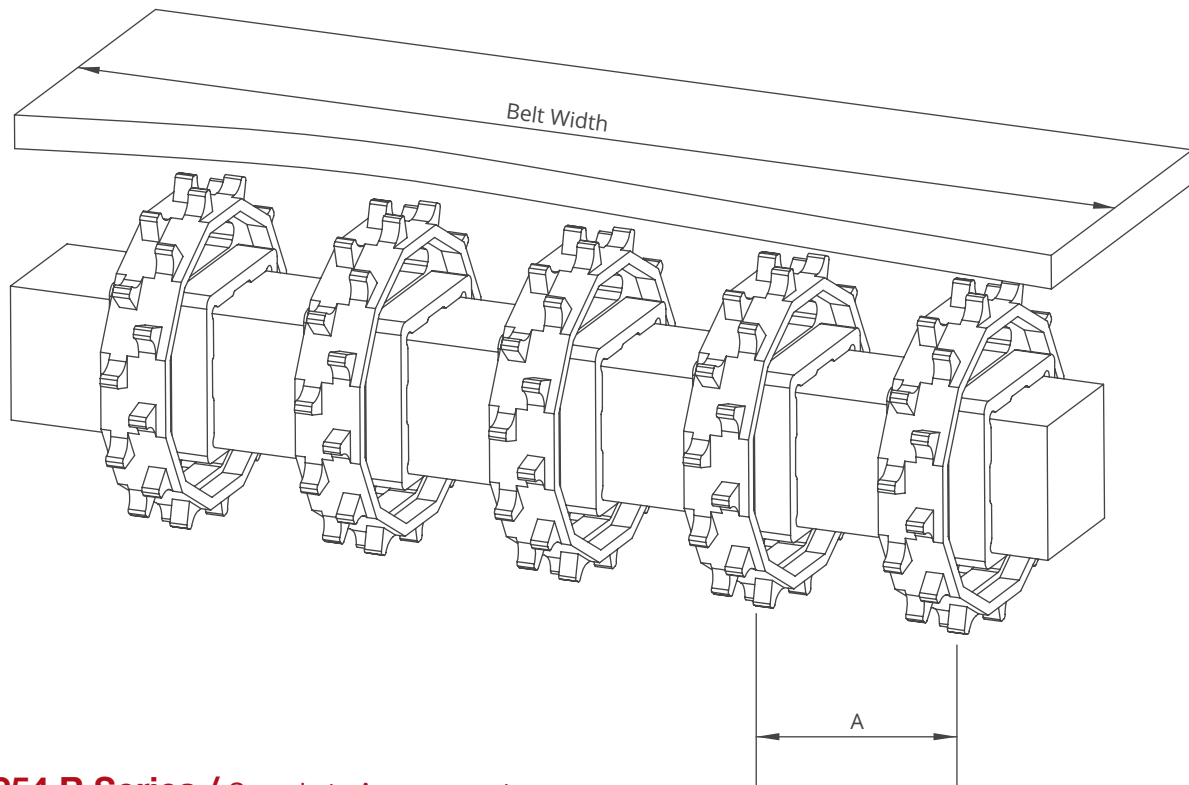
Possible Flight Indents for EC254 R Series	Z	
	mm	inch
Standard, no module cutting	25,0	0.98
Standard, module cutting	37,5	1.48
Standard, module cutting	54,3	2.14

EC254 R Series

Engineering Information



MODUTECH



EC254 R Series / Sprockets Arrangement

Standard Belt Width		Number of sprockets per shaft		A (mm/inch)	
mm	inch	Drive Shaft	Return Shaft	Min.	Max.
150,0	6.0	2	2	50/2	120/4.7
200,0	8.0	2	2	50/2	120/4.7
250,0	10.0	3	2	50/2	120/4.7
300,0	12.0	3	2	50/2	120/4.7
350,0	14.0	3	3	50/2	120/4.7
400,0	16.0	4	3	50/2	120/4.7
450,0	18.0	4	3	50/2	120/4.7
500,0	20.0	5	4	50/2	120/4.7
550,0	22.0	5	4	50/2	120/4.7
600,0	24.0	6	5	50/2	120/4.7
700,0	26.0	7	5	50/2	120/4.7
800,0	28.0	8	6	50/2	120/4.7
900,0	30.0	9	7	50/2	120/4.7
1000,0	32.0	10	7	50/2	120/4.7

Note: Number of sprockets depends on the belt load.

EC254 R Series / Collapse Factors per widths for EC254 R Series

Nom. Belt Width (mm)	250,0	300,0	350,0	400,0	450,0	500,0	550,0	600,0	650,0	700,0	750,0	800,0	850,0	900,0	950,0	1000,0	1050,0	1100,0	1150,0	1200,0
Nom. Belt Width (inch)	10.0	12.0	14.0	16.0	18.0	20.0	22.0	24.0	26.0	28.0	30.0	32.0	34.0	36.0	38.0	40.0	42.0	44.0	46.0	48.0
Collapse Factor	2,07	2,10	2,12	2,14	2,15	2,16	2,17	2,18	2,18	2,19	2,19	2,19	2,20	2,20	2,20	2,21	2,21	2,21	2,21	2,21
Min. Inner Radius (mm)	517,5	630,0	742,0	856,0	967,5	1080,0	1193,5	1308,0	1417,0	1533,0	1642,5	1752,0	1870,0	1980,0	2090,0	2210,0	2320,5	2431,0	2541,5	2652,0
Min. Inner Radius (inch)	20.7	25.2	29.7	34.2	38.7	43.2	47.7	52.3	56.7	61.3	65.7	70.8	74.8	79.2	83.6	88.4	92.8	97.2	101.7	106.1

Standard range of belt width and collapse factor (Min. Inner radius = Collapse factor x Standard belt width)



EC254T R

Tight Radius

Modular Radius Belt Series

- **Meat Applications**

Spiral Freezer

- **Poultry Applications**

Spiral Freezer

- **Seafood Applications**

Freezing Lines, Spiral

- **Bakery Applications**

Spiral, Proofing, Cooling, Freezing Lines, Pan Handling

- **Fruits and Vegetables Applications**

Container Conveyance

- **Automotive Applications**

Car Part Manufacturing, Battery Filling

- **Packaging Applications**

Tray Packers, Box Transport Horizontal

- **Postal Applications**


Parcel Handling

EC254T R (Tight Radius)



MODUTECH

Pitch:	25,8 mm / 1 inch
Belt Surface:	Open, Smooth Surface
Minimum Width:	167 mm / 6.57 inch
Open Area (%):	38%. (Biggest opening 6.5 x 12 mm)
Flight:	No
Sidewall:	Yes
Pin:	Ø5 mm / 0.197 inch - Self Lock
Approved:	FDA and EU
Curve:	Yes
Color:	Blue / White / Gray
Cleanability:	Excellent
Application:	Straight and side flexing
Collapse Factor:	1.4 - 1.6 (Please check page 203 to see Collapse Factors-Width Table)
Belt Thickness:	13 mm / 0.512 inch

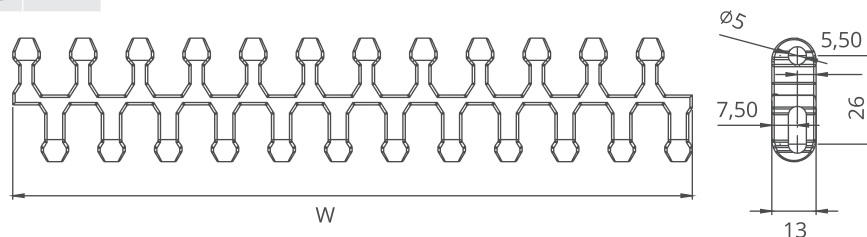


EC254T R Technical Information

Belt Material		POM	POM	PP	PP
Pin Material		PA	POM	PA	POM
Belt Strength (Straight)	N/m lb/ft	20000 - 1370	20000 - 1370	14000 - 959	14000 - 959
Belt Strength (Curve)	N/m lb/ft	1100 - 247	1100 - 247	600 - 135	600 - 135
Temperature	°C °F	-40 / +93 -40 / +200	-40 / +93 -40 / +200	+5 / +105 +40 / +220	+5 / +93 +40 / +200
Belt Weight	kg/m ² lb/sqft ²	8.4 / 1.72	8.4 / 1.72	5.8 / 1.19	5.8 / 1.19

Diameter of idling rollers (min.)		Diameter of support rollers (min.)		Diameter for gravity take up center drive rollers (min.)		Backbending radius for elevators without side guards or hold down devices (min.)		Backbending radius for elevators with side guards or hold down devices (min.)	
mm	inch	mm	inch	mm	inch	mm	inch	mm	inch
50	2	50	2	100	4	150	6	-	-

Belth Width mm	250,0	300,0	350,0	400,0	450,0	500,0	550,0	600,0	650,0	700,0	750,0	800,0	850,0	900,0	950,0	1000,0	1050,0
Belth Width inch	9.84	11.81	13.78	15.75	17.72	19.69	21.65	23.62	25.59	27.56	29.53	31.50	33.46	35.43	37.40	39.37	41.34
Belth Width mm	1100,0	1150,0	1200,0														
Belth Width inch	43.31	45.28	47.24														



Product Features and Functional Benefits

- Belt designed for tight radius applications.
- Available for light and medium load capacity.
- 180 degree high speed side flexing applications.
- High temperature and wear resistance. Unique locking system.
- Belt provides optimal open area for drainage and airflow.

Important Notes

- Standard belt increments 50 mm. Non-standard belt increments 16,6 mm.
- Please contact with customer service for precise belt measurements.
- Special raw materials and additional colors available.
- Belt widths bigger than 1200 mm (48") are not recommended. For further information, please contact Modutech Representatives.
- Physical belt widths are generally 0.1% to 0.3% smaller.
- For PP material up to 750 mm (30") -3 mm to 0 mm and -0.4% to 0% for wider belts.
- For POM material up to 750 mm (30") -4 mm to -1 mm and -0.5% to -0.2% for wider belts.

EC254T R Series


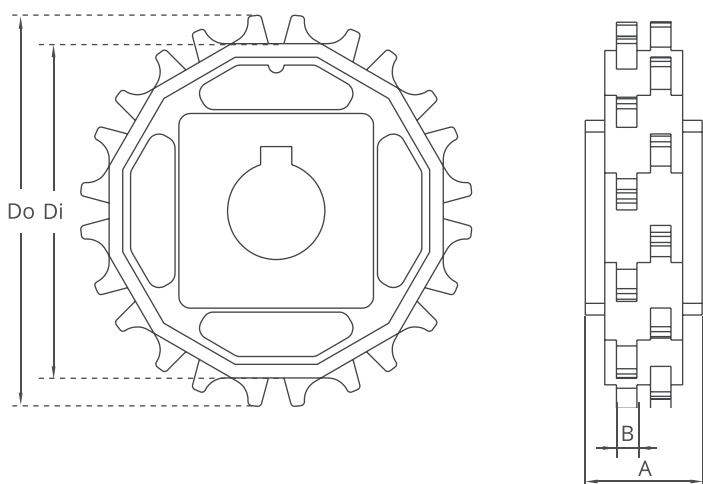
Sprockets and Technical Specifications



Z15



Z8



Split moulded sprockets are available.

EC254T R Series / Standard Sprockets Dimensions

NO. TEETH	Di mm/inch	Do mm/inch	B mm/inch	A mm/inch	Square Bore (Q) mm/inch		Round Bore (R) mm/inch		PRODUCT CODE	
									Square Type (Q)	Round Type (R)
Z8	52,0 / 2.05	67,0 / 2.64	5,3 / 0.21	30 / 1.18	25	1	25	1	MD-TR254SQ25Z8*POM	MD-TR254SRZ8*POM
Z10	69,0 / 2.72	84,0 / 3.31	5,3 / 0.21	30 / 1.18	40	1.5	25-30	1-1.25	MD-TR254SQ10*POM	MD-TR254SRZ10*POM
Z12	85,8 / 3.38	100,8 / 3.97	5,3 / 0.21	30 / 1.18	40	1.5	25-30-35	1-1.25	MD-TR254SQ12*POM	MD-TR254SRZ12*POM
Z15	110,8 / 4.36	125,8 / 4.95	5,3 / 0.21	30 / 1.18	40	1.5	25-30	1-1.25	MD-TR254SQ15*POM	MD-TR254SRZ15*POM
Z16	119,1 / 4.69	134,1 / 5.28	5,3 / 0.21	30 / 1.18	40	1.5	25-30	1-1.25	MD-TR254SQ16*POM	MD-TR254SRZ16*POM
Z18	135,6 / 5.34	150,6 / 5.93	5,3 / 0.21	30 / 1.18	40	1.5	25-30-35	1-1.25	MD-TR254SQ18*POM	MD-TR254SRZ18*POM
Z20	152,0 / 5.98	167,1 / 6.58	5,3 / 0.21	30 / 1.18	40	1.5	25-30	1-1.25	MD-TR254SQ20*POM	MD-TR254SRZ20*POM

*Other sprockets and hub sizes are manufactured up to request. *PA (Polyamide) and PP (Polypropylene) sprockets raw material is available on request.

*Machined Split Sprockets are available for each size.




Clamp



Machined Split Sprocket



Moulded Sprocket



Machined Sprocket

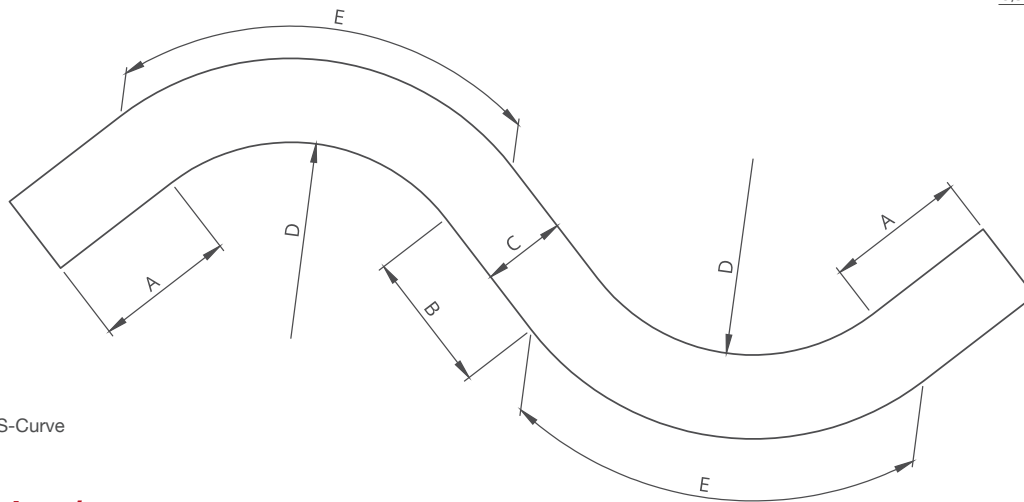
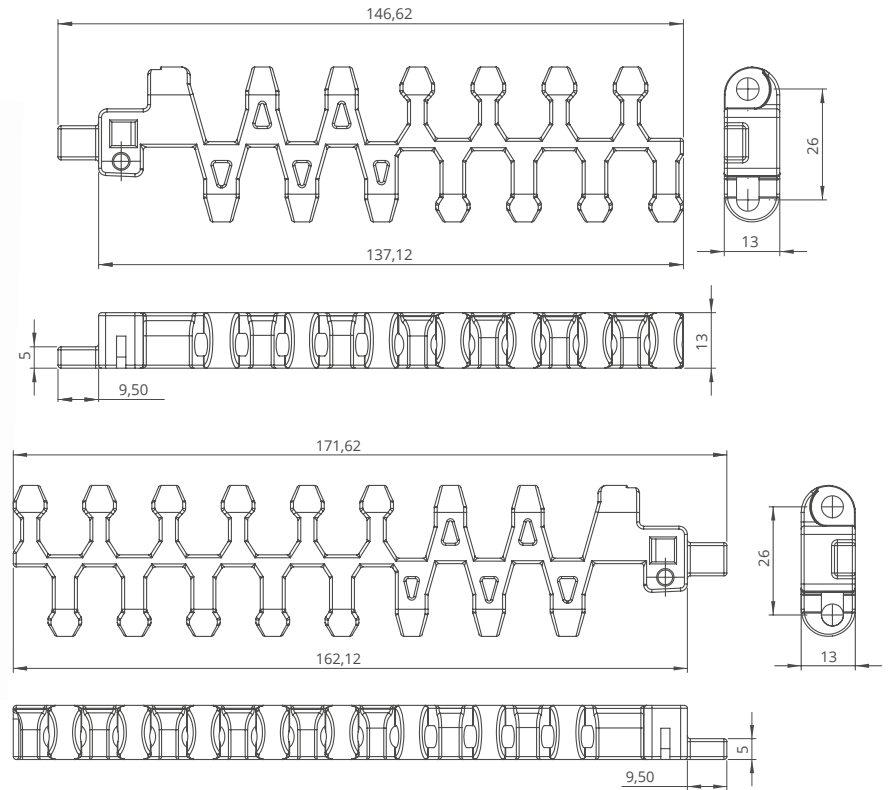

EC254T R Series

Accessories and Technical Specifications



MODUTECH

EC254T R Series / TAB - Technical Specification



Radius Belt Example 90° S-Curve

EC254T R Series / Radius Belt Calculation

- A: Straight run pull and n = Belt width
- B: Straight run between 2 curves = min. 2 x belt width
- C: Belt width
- D: Minimum inner radius
- E: Curve length

$$\text{Collapse Factor} = \frac{\text{Min. inner radius}}{\text{Belt width}}$$

$$\text{Minimum inner radius} = \text{Collapse Factor} \times \text{Belt width}$$

CALCULATION EXAMPLE

Belt width: 500 mm Radius Belt
Collapse Factor: 1.55

$$\text{D: } 500 \text{ mm} \times 1.55 = 775 \text{ mm}$$

$$\text{A: } 500 \text{ mm}$$

$$\text{B: } 2 \times 500 \text{ mm} = 1000 \text{ mm (min.)}$$

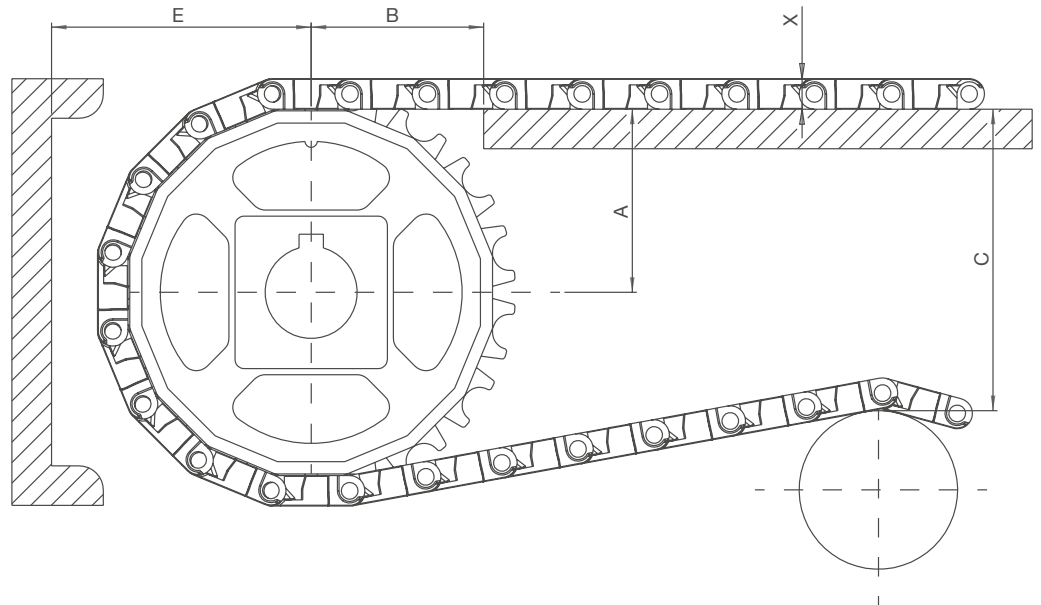
$$\text{E: } \frac{2 \times (C+D) \times 3.14}{4} = 2016 \text{ mm}$$

$$\text{Total length} = (2 \times A) + B + (2 \times E)$$

EC254T R Series


Engineering Information

A - ± 0,031" (1mm) C - ± (Max.)
 B - ± 0,125" (3mm) E - ± (Min.)



EC254T R Series / Conveyor Frame Dimensions

Sprockets Description			A		B		C		E		X	
Pitch Diameter		No. Teeth	Range (Bottom to Top)		inch	mm	inch	mm	inch	mm	inch	mm
inch	mm		inch	mm								
EC254T R												
2.38	60,5	8	1.15	29,2	1.55	39,4	1.95	49,5	1.94	49,2	0.43	11,0
3.07	78,0	10	1.46	37,1	1.77	45,0	2.60	66,1	2.25	57,1	0.43	11,0
3.74	95,0	12	1.76	44,8	1.97	50,1	3.24	82,3	2.55	64,8	0.43	11,0
4.70	119,5	15	2.22	56,4	2.23	56,7	4.18	106,1	3.01	76,4	0.43	11,0
5.02	127,5	16	2.37	60,2	2.38	60,5	4.46	113,2	3.21	81,5	0.43	11,0
5.71	145,0	18	2.73	69,3	2.45	62,3	5.19	131,8	3.51	89,3	0.43	11,0



EC254T R Series / Sidewall Technical Specifications

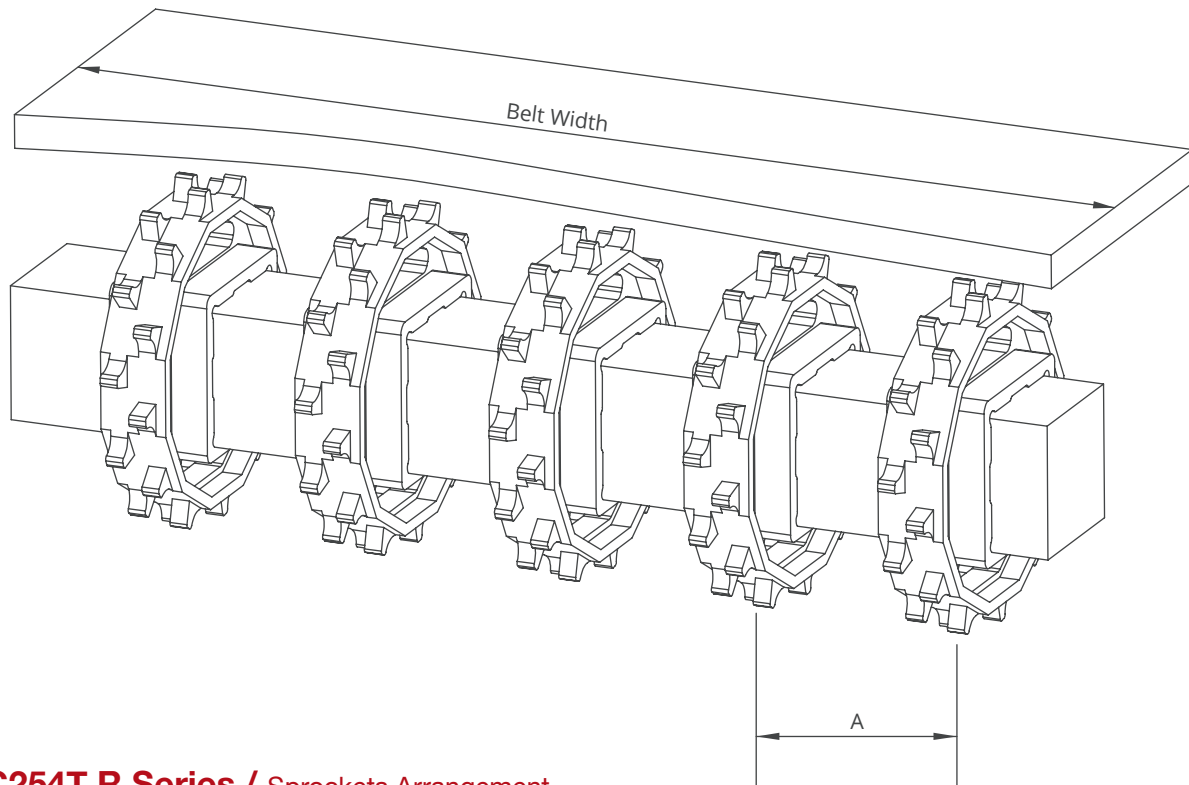
Possible Sidewall Indents	-	
	mm	inch
Standard, no module cutting	-	-

EC254T R Series

Engineering Information



MODUTECH



EC254T R Series / Sprockets Arrangement

Standard Belt Width		Number of sprockets per shaft		A (mm/inch)	
mm	inch	Drive Shaft	Return Shaft	Min.	Max.
167,0	6.57	2	2	50/2	120/4.7
200,0	8.0	2	2	50/2	120/4.7
250,0	10.0	3	2	50/2	120/4.7
300,0	12.0	3	2	50/2	120/4.7
350,0	14.0	3	3	50/2	120/4.7
400,0	16.0	4	3	50/2	120/4.7
450,0	18.0	4	3	50/2	120/4.7
500,0	20.0	5	4	50/2	120/4.7
550,0	22.0	5	4	50/2	120/4.7
600,0	24.0	6	5	50/2	120/4.7
700,0	26.0	7	5	50/2	120/4.7
800,0	28.0	8	6	50/2	120/4.7
900,0	30.0	9	7	50/2	120/4.7
1000,0	32.0	10	7	50/2	120/4.7

Note: Number of sprockets depends on the belt load.

EC254T R Series / Collapse Factors per width for EC254T R Series

Nom. Belt Width (mm)	250,0	300,0	350,0	400,0	450,0	500,0	550,0	600,0	650,0	700,0	750,0	800,0	850,0	900,0	950,0	1000,0	1050,0	1100,0	1150,0	1200,0
Nom. Belt Width (inch)	10.0	12.0	14.0	16.0	18.0	20.0	22.0	24.0	26.0	28.0	30.0	32.0	34.0	36.0	38.0	40.0	42.0	44.0	46.0	48.0
Collapse Factor	1,43	1,47	1,50	1,52	1,54	1,55	1,56	1,57	1,58	1,58	1,59	1,61	1,62	1,63	1,64	1,65	1,66	1,66	1,70	1,71
Min. Inner Radius (mm)	357,5	441,0	525,0	608,0	693,0	775,0	858,0	942,0	1027,0	1106,0	1192,5	1288,0	1377,0	1467,0	1558,0	1650,0	1743,0	1826,0	1955,0	2052,0
Min. Inner Radius (inch)	14.3	17.6	21.0	24.3	27.7	31.0	34.3	37.7	41.1	44.2	47.7	51.5	55.1	58.7	62.3	66.0	69.7	73.0	78.2	82.1

Standard range of belt width and collapse factor (Min. Inner radius = Collapse factor x Standard belt width)

1.5" Radius Belts

Modular Belt Series

EC381 R

Sprockets & Accessories

Engineering Information

Radius Belt Calculation







EC381 R

Modular Radius Belt Series

- **Meat Applications**

Spiral Freezer

- **Poultry Applications**

Spiral Freezer

- **Seafood Applications**

Freezing Lines, Spiral

- **Bakery Applications**

Spiral, Proofing, Cooling, Freezing Lines, Pan Handling

- **Fruits and Vegetables Applications**

Container Conveyence

- **Automotive Applications**

Car Part Manufacturing, Battery Filling

- **Packaging Applications**

Tray Packers, Box Transport Horizontal

- **Postal Applications**

Parcel Handling

EC381 R



MODUTECH

Pitch:	38,1 mm / 1.5 inch
Belt Surface:	Open, Smooth Surface
Minimum Width:	200 mm / 7.87 inch
Open Area (%):	30%. (Biggest opening 7 x 19 mm)
Flight:	No
Sidewall:	No
Pin:	Ø6 mm / 0.296 inch - Self Lock
Approved:	FDA and EU
Curve:	Yes
Color:	White
Cleanability:	Excellent
Application:	Straight and side flexing
Collapse Factor:	1.85 - 2.13 (Please check page 211 to see Collapse Factors-Width Table)
Belt Thickness:	18 mm / 0.71 inch

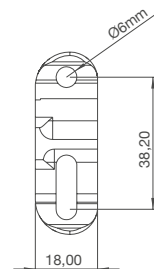
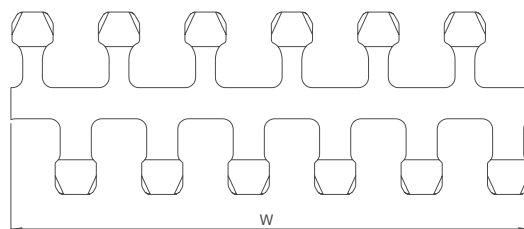


EC381 R Technical Information

Belt Material		POM	POM	PP	PP
Pin Material		PA	POM	PA	POM
Belt Strength (Straight)	N/m lb/ft	32000 - 2192	32000 - 2192	23000 - 1575	23000 - 1575
Belt Strength (Curve)	N/m lb/ft	2400 - 540	2400 - 540	2000 - 450	2000 - 450
Temperature	°C °F	-40 / +93 -40 / +200	-40 / +93 -40 / +200	+5 / +105 +40 / +220	+5 / +93 +40 / +200
Belt Weight	kg/m ² lb/sqft ²	11.8 / 2.42	11.8 / 2.42	8.0 / 1.64	8.0 / 1.64

Diameter of idling rollers (min.)		Diameter of support rollers (min.)		Diameter for gravity take up center drive rollers (min.)		Backbending radius for elevators without side guards or hold down devices (min.)		Backbending radius for elevators with side guards or hold down devices (min.)	
mm	inch	mm	inch	mm	inch	mm	inch	mm	inch
90	3.5	90	3.5	150	6	150	6	250	10

Belth Width mm	200,0	250,0	300,0	350,0	400,0	450,0	500,0	550,0	600,0	650,0	700,0	750,0	800,0	850,0	900,0	950,0	1000,0
Belth Width inch	7.87	9.84	11.81	13.78	15.75	17.72	19.69	21.65	23.62	25.59	27.56	29.53	31.50	33.46	35.43	37.40	41.34
Belth Width mm	1050,0	1100,0	1150,0	1200,0													
Belth Width inch	41.34	43.31	45.28	47.24													



Product Features and Functional Benefits

- Belt designed for radius applications.
- Available for light and medium load capacity.
- 180 degree high speed side flexing applications.
- High temperature and wear resistance.
- Unique locking system.
- Belt provides optimal open area for drainage and airflow.

Important Notes

- Standard belt increments 50 mm. Non-standard belt increments 25 mm.
- Special raw materials and additional colors available.
- Belt widths bigger than 1200 mm (48") are not recommended. For further information, please contact Modutech Representatives.
- Physical belt widths are generally 0.1% to 0.3% smaller.
- For PP & POM material up to 750 mm (30") -3 mm to 0 mm and -0.4% to 0% for wider belts.

EC381 R Series

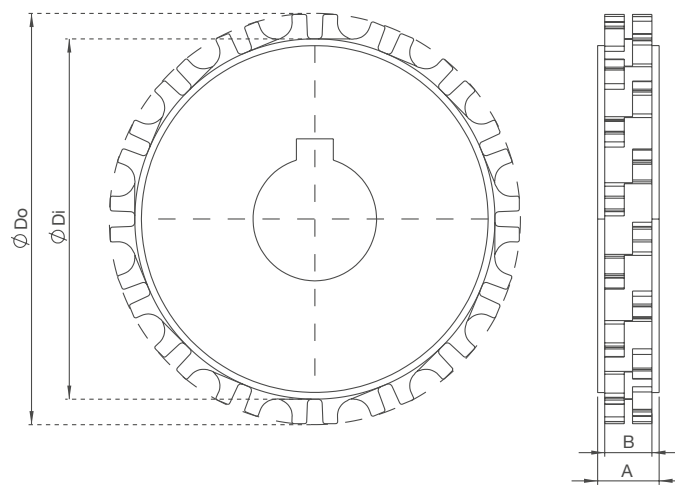
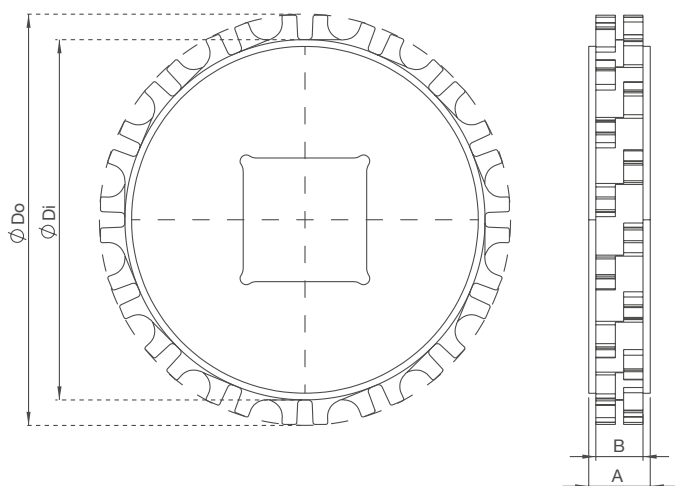
Engineering Information



Z16



Z12



EC381 R Series / Machined Sprockets Dimensions

NO. TEETH	Di mm/inch	Do mm/inch	B mm/inch	A mm/inch	Square Bore (Q)		Round Bore (R)		PRODUCT CODE	
					mm/inch	mm/inch	mm/inch	mm/inch	Square Type (Q)	Round Type (R)
Z8	77,3 / 3.04	102,4 / 4.03	23 / 0.9	30,0 / 1.18	40	1.5	40	1.5	EC381RSQZ8*POM	EC381RSRZ8*POM
Z12	125,7 / 4.94	150,9 / 5.94	23 / 0.9	30,0 / 1.18	40-60	1.5-2.5	40-60	1.5-2.5	EC381RSQZ12*POM	EC381RSRZ12*POM
Z16	175,5 / 6.90	200,4 / 7.88	23 / 0.9	30,0 / 1.18	40-60	1.5-2.5	40-60	1.5-2.5	EC381RSQZ16*POM	EC381RSRZ16*POM

*All required sprockets produced by CNC.

*Other sprockets and hub sizes are manufactured up to request.

*POM (Acetal) and PA (Polyamide) sprockets raw material is available on request

*Machined Split Sprockets are available for each size.




Clamp



Machined Split Sprocket



Moulded Sprocket



Machined Sprocket

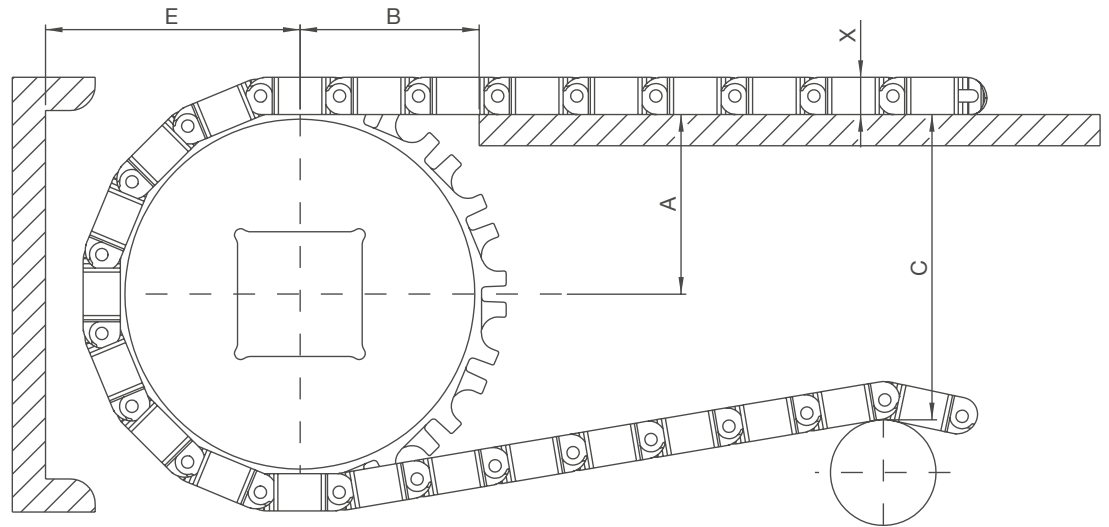


MODUTECH®

EC381 R Series

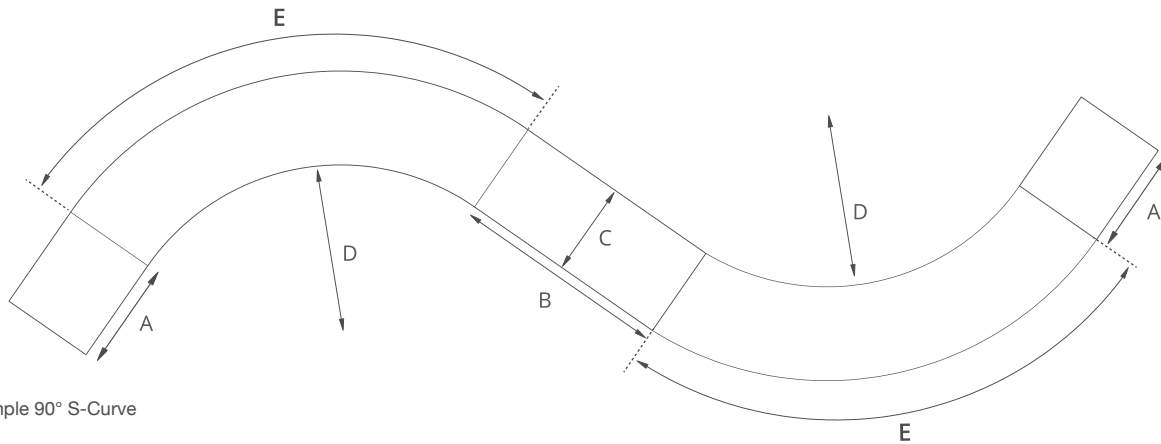
Engineering Information

A - ± 0,031" (1mm) C - ± (Max.)
 B - ± 0,125" (3mm) E - ± (Min.)



EC381 R Series / Conveyor Frame Dimensions

Sprockets Description			A		B		C		E		X	
Pitch Diameter		No.Teeth	Range (Bottom to Top)		inch	mm	inch	mm	inch	mm	inch	mm
inch	mm		inch	mm								
EC381 R												
3.96	100,6	8	1.70	43,2	2.63	66,8	3.01	76,4	4.11	104,4	0.71	18,0
5.86	148,8	12	2.66	67,6	3.01	76,5	4.93	125,2	6.03	153,2	0.71	18,0
7.77	197,3	16	3.63	92,3	4.23	107,4	6.87	174,6	7.98	202,6	0.71	18,0



Radius Belt Example 90° S-Curve

EC381 R Series / Radius Belt Calculation

- A: Straight run pull and n = Belt width
- B: Straight run between 2 curves = min. 2 x belt width
- C: Belt width
- D: Minimum inner radius
- E: Curve length

$$\text{Collapse Factor} = \frac{\text{Min. inner radius}}{\text{Belt width}}$$

$$\text{Minimum inner radius} = \text{Collapse Factor} \times \text{Belt width}$$

CALCULATION EXAMPLE

Belt width: 600 mm 90° Radius Belt

Collapse Factor: 2.07

D: 600 x 2.07 = 1242 mm

A: 600 (Min.)

B: 2 x 600 = 1200 mm (Min.)

E: $\frac{2 \times (C+D) \times 3.14}{4}$ = 2893 mm

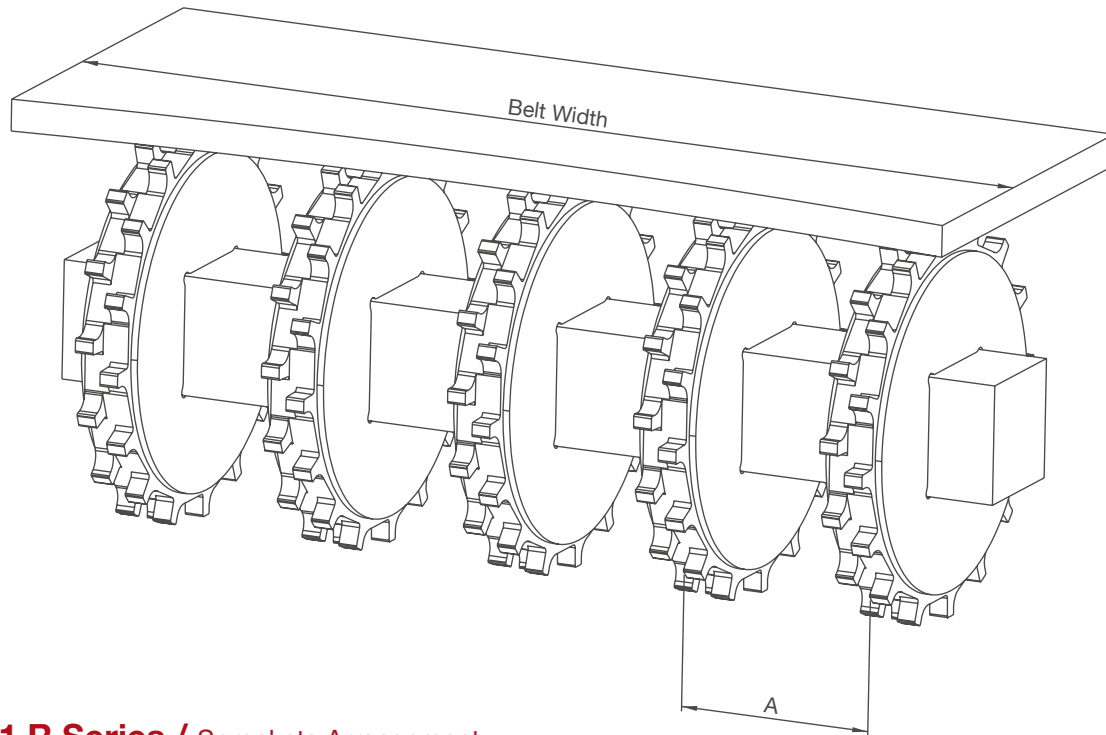
Total length = (2 x A) + B + (2 x E)

EC381 R Series

Engineering Information



MODUTECH



EC381 R Series / Sprockets Arrangement

Standard Belt Width		Number of sprockets per shaft				A (mm/inch)	
mm	inch	Drive Shaft		Return Shaft		Min.	Max.
200,0	7.9	2		2		50/2	120/4.7
250,0	9.8	2		2		50/2	120/4.7
300,0	11.8	2		2		50/2	120/4.7
350,0	13.8	3		3		50/2	120/4.7
400,0	15.7	3		3		50/2	120/4.7
450,0	17.7	3		3		50/2	120/4.7
500,0	19.7	3		3		50/2	120/4.7
550,0	21.7	3		3		50/2	120/4.7
600,0	23.6	5		5		50/2	120/4.7
650,0	25.6	5		5		50/2	120/4.7
700,0	27.6	5		5		50/2	120/4.7
750,0	29.5	5		5		50/2	120/4.7
800,0	31.5	5		5		50/2	120/4.7
850,0	33.5	7		7		50/2	120/4.7
900,0	35.4	7		7		50/2	120/4.7
950,0	37.4	7		7		50/2	120/4.7
1000,0	39.4	7		7		50/2	120/4.7
1050,0	41.3	7		7		50/2	120/4.7
1100,0	43.3	9		9		50/2	120/4.7
1150,0	45.3	9		9		50/2	120/4.7
1200,0	47.2	9		9		50/2	120/4.7

Note: Number of sprockets depends on the belt load.

EC381 R Series / Collapse Factors per width for EC381 R Series

Nom. Belt Width (mm)	200,0	250,0	300,0	350,0	400,0	450,0	500,0	550,0	600,0	650,0	700,0	750,0	800,0	850,0	900,0	950,0	1000,0	1050,0	1100,0	1150,0	1200,0
Nom. Belt Width (inch)	7.9	9.8	11.8	13.8	15.7	17.7	19.7	21.7	23.6	25.6	27.6	29.5	31.5	33.5	35.4	37.4	39.4	41.3	43.3	45.3	47.2
Collapse Factor	1,85	1,92	1,96	1,99	2,02	2,03	2,05	2,06	2,07	2,08	2,09	2,09	2,10	2,10	2,11	2,11	2,11	2,11	2,12	2,12	2,13
Min. Inner Radius (mm)	370,0	480,0	588,0	696,5	808,0	913,5	1025,0	1133,0	1242,0	1352,0	1463,0	1567,5	1680,0	1785,0	1899,0	2004,5	2110,0	2226,0	2332,0	2438,0	2556,0
Min. Inner Radius (inch)	14.6	18.9	23.1	27.4	31.8	36.0	40.4	44.6	48.9	53.2	57.6	61.7	66.1	70.3	74.8	78.9	83.1	87.6	91.8	96,0	100.6

Standard range of belt width and collapse factor (Min. Inner radius = Collapse factor x Standard belt width)

2" *Radius Belts*

Modular Belt Series

EC508T R

Sprockets & Accessories

Technical Specifications

- Drum Types, Wear Strip Placement, Support

Engineering Information

Radius Belt Calculation







EC508T R

Modular Radius Belt Series

- **Meat Applications**

Spiral Freezer

- **Poultry Applications**

Spiral Freezer

- **Seafood Applications**

Freezing Lines, Spiral

- **Bakery Applications**

Spiral, Proofing, Cooling, Freezing Lines, Pan Handling

- **Fruits and Vegetables Applications**


Container Conveyance

EC508T R



MODUTECH

Pitch:	50,8 mm / 2 inch
Belt Surface:	Open, Smooth Surface
Minimum Width:	508 mm / 20 inch
Open Area (%):	58%. (Biggest opening 15 x 17 mm)
Contact Area (%):	85%. Open Contact Area
Flight:	No
Divider:	Yes
Pin:	Ø6 mm / 0.296 inch - Self Lock
Approved:	FDA and EU
Curve:	Yes
Color:	Blue / White
Cleanability:	Excellent
Application:	Straight and side flexing
Collapse Factor:	1.5 - 1.7 (Please check page 221 to see Collapse Factors-Width Table)
Belt Thickness:	16 mm / 0.63 inch

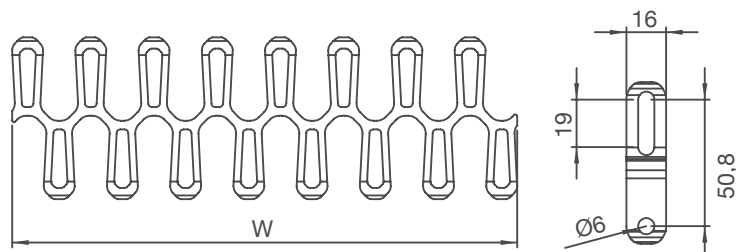


EC508T R Technical Information

Belt Material		POM	POM	PP	PP
Pin Material		PA	POM	PA	POM
Belt Strength (Straight)	N/m lb/ft	21000 - 1439	21000 - 1439	15000 - 1028	15000 - 1028
Belt Strength (Curve)	N/m lb/ft	3200 - 720	3200 - 720	2330 - 516	2330 - 516
Temperature	°C °F	-40 / +93 -40 / +200	-40 / +93 -40 / +200	+5 / +105 +40 / +220	+5 / +93 +40 / +200
Belt Weight	kg/m ² lb/sqft ²	7.5 / 1.54	7.5 / 1.54	5.2 / 1.07	5.2 / 1.07

Diameter of idling rollers (min.)		Diameter of support rollers (min.)		Diameter for gravity take up center drive rollers (min.)		Backbending radius for elevators without side guards or hold down devices (min.)		Backbending radius for elevators with side guards or hold down devices (min.)	
mm	inch	mm	inch	mm	inch	mm	inch	mm	inch
100	4	100	4	150	6	150	6	150	6

Belth Width mm	508,0	558,8	609,9	660,4	711,2	762,0	812,8	863,6	914,4	965,2	1016,0	1066,8	1117,6	1168,4	1219,2	1270,0	1320,8
Belth Width inch	20.00	22.00	24.00	26.00	28.00	30.00	32.00	34.00	36.00	38.00	40.00	42.00	44.00	46.00	48.00	50.00	52.00
Belth Width mm	1371,6	1422,4	1473,2	1524,0													
Belth Width inch	54.00	56.00	58.00	60.00													



Product Features and Functional Benefits

- Belt designed for tight radius applications.
- Available for medium and high load capacity.
- Stainless steel pins option for high temperature applications.
- Stainless steel pins option reduce belt elongation for high temperature application.
- High temperature and wear resistance. Unique locking system.
- Belt provides optimal open area for drainage and airflow.
- Suitable for proofer-cooling-freezing spiral towers.

Important Notes

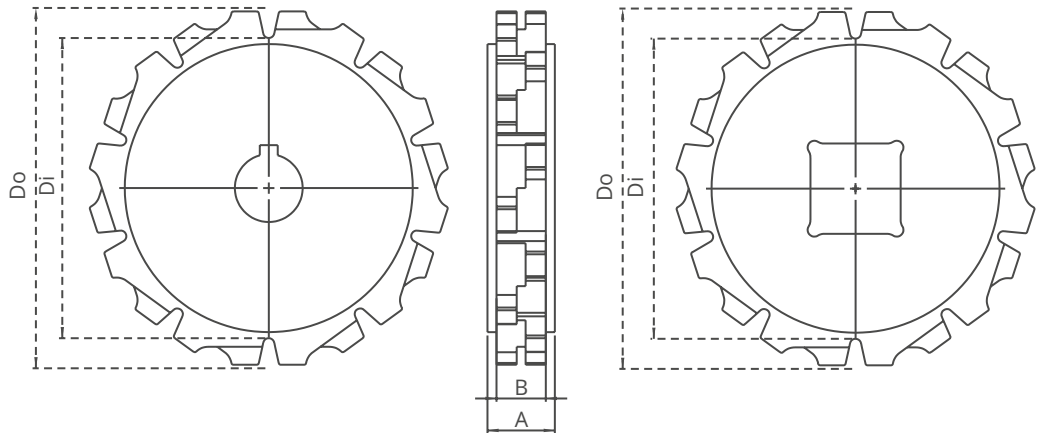
- Standard belt increments 50,8 mm. Non-standard belt increments 25,4 mm.
- Please contact with customer service for precise belt measurements.
- Special raw materials and additional colors available.
- Belt widths bigger than 1200 mm (48") are not recommended. For further information, please contact Modutech Representatives.
- Physical belt widths are generally 0.1% to 0.3% smaller.
- For PP & POM material up to 750 mm (30") -3 mm to 0 mm and -0.4% to 0% for wider belts.

EC508T R Series

Sprockets and Accessories



Z8



EC508T R Series / Machined Sprockets Dimensions

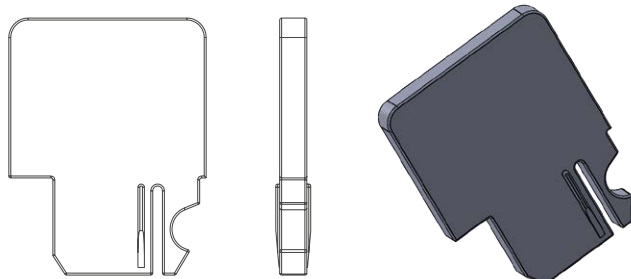
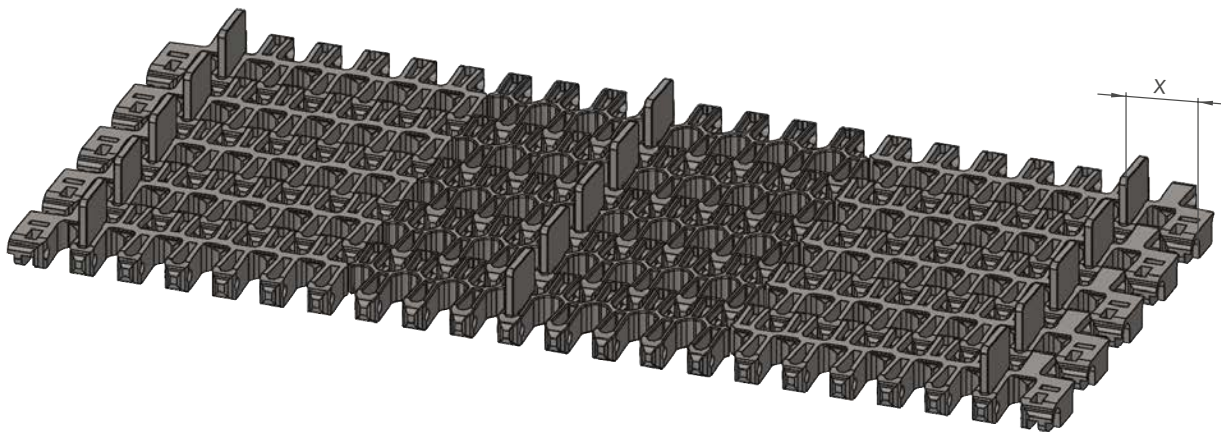
NO. TEETH	Di mm/inch	Do mm/inch	B mm/inch	A mm/inch	Square Bore (Q)		Round Bore (R)		PRODUCT CODE	
					mm	inch	mm	inch	Square Type (Q)	Round Type (R)
Z8	99,7 / 3.92	127,4 / 5.01	22,0 / 0.87	30,0 / 1.18	40	1.5	25-30	1-1.25	EC508TRSQZ8*POM	EC508TRSRZ8*POM
Z10	133,6 / 5.26	160,4 / 6,31	22,0 / 0.87	30,0 / 1.18	40	1.5	25-30	1-1.25	EC508TRSQZ10*POM	EC508TRSRZ10*POM
Z12	167,0 / 6.58	193,27 / 7.61	22,0 / 0.87	30,0 / 1.18	40	1.5	25-30	1-1.25	EC508TRSQZ12*POM	EC508TRSRZ12*POM

*All required sprockets produced by CNC.

*Other sprockets and hub sizes are manufactured up to request.

*POM (Acetal) and PA (Polyamide) sprockets raw material is available on request.

*Machined Split Sprockets are available for each size.



EC508T R Series / Divider Technical Specifications

Divider Indents	X	
	mm	inch
Standard	35,9	1.41
Standard	61,3	2.41
Standard	86,7	3.41
Standard	112,1	4.41

EC508T R Series

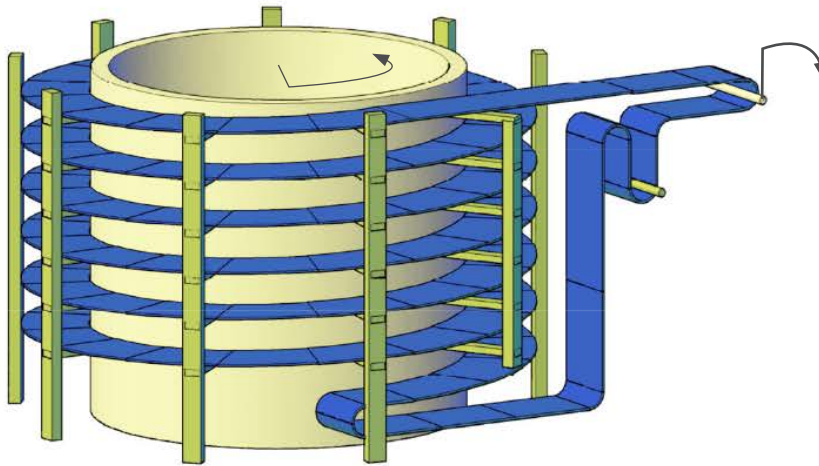
Technical Specifications



MODUTECH

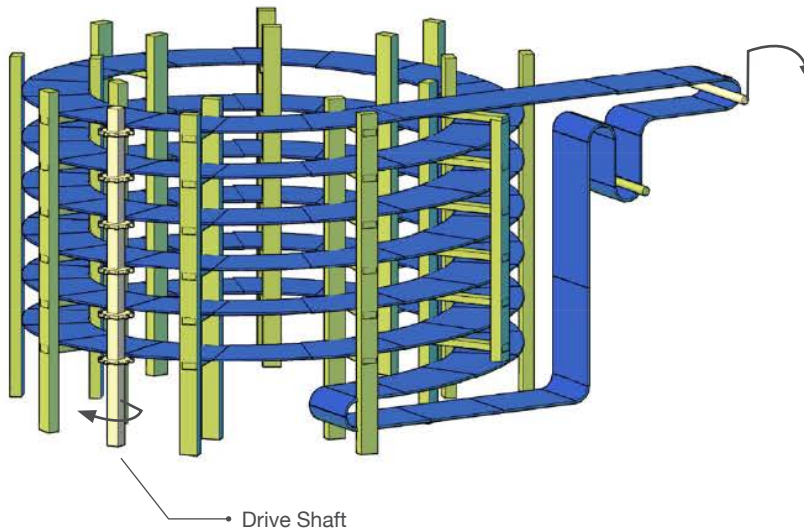
EC508T R Series / Drum Types

Central Driver Drum



Spiral conveyor of this kind is made of modular belt that twisted around of special drum structure in the center. The belt is sliding on rails with plastic profile with low friction. The rails are fixed on external vertical support columns. The drive drum has a cylindrical shape and made of profiled pipes or plates, forming a continuous or rarefied surface.

Lateral Driver Drum



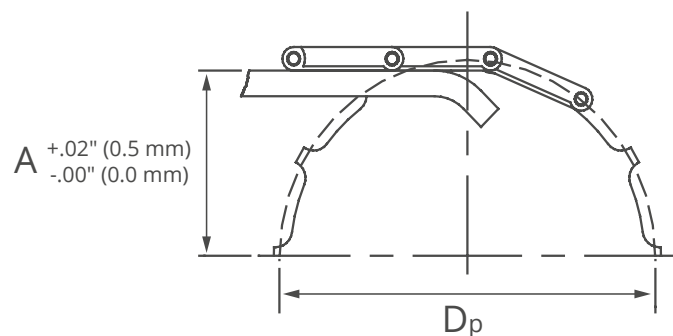
Lateral drive system has been implemented as a stainless steel structure with a gear motor located in a bottom part and connected with a vertical shaft that has driving sprockets, the number of which equals the number of tiers on the spiral conveyor. Belt received the teeth on the outer contour and through which carried out the movement from the sprockets, thus forming a multilevel gear transmission.

Wear Strip Placement Calculation

This formula is a general guideline and does not take into consideration belts traveling at speeds greater than 75 ft/min. (23 m/minute). For high speed applications, Modutech recommends increasing the height of "A" and shortening the wear strips as much as one belt pitch in length.

$$A = \frac{1}{2} \times (D_p - BT)$$

A = Calculated Height
 D_p = Sprocket Pitch Diameter
 BT = Belt Thickness



EC508T R Series

Technical Specification

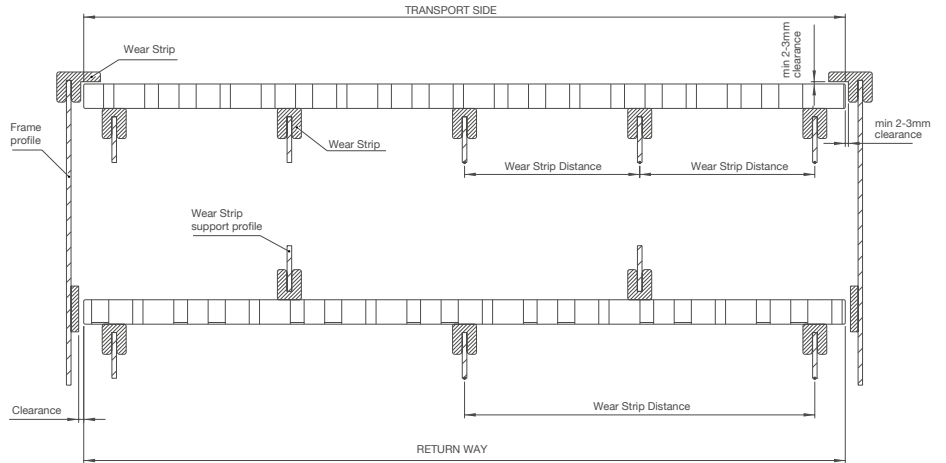
EC508T R Series / Wear Strip Placement

Due to the strength and rigidity of the stainless steel pins the number of wear strip can be largely reduced compared to other belts with plastic pin.

The wear strip distance is based on the product weight and how is distributed on the belt. a range between 250 and 400 mm is covering most of the case. on the return path the guides can be spaced up 1 meter apart.

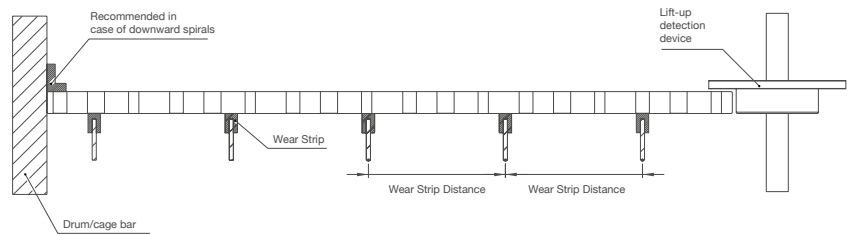
Due to excellent belt width tolerance the lateral gap between belt and guides can be few mm, anyhow it is important to keep into firm consideration the thermal dilatation of the belt that corresponds exactly to the dilatation of the stainless steel pin.

Radius Application

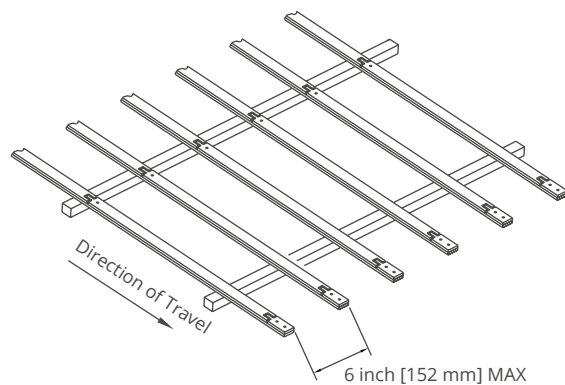
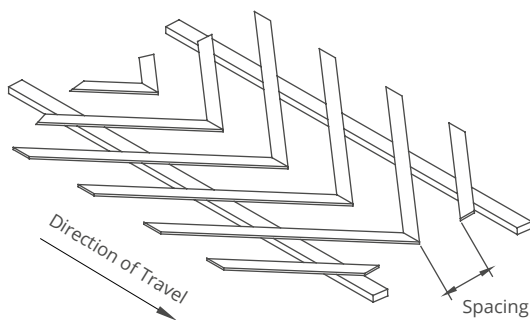


Note: Please contact with your sales representative for suitable wear strip types and location for spiral towers.

Spiral Application



EC508T R Series / Support



Herringbone rails: Modutech recommended.

Flat wear strips in a "V" configuration with the point of the "V" pointing in the direction of travel. Low friction wear strip material preferred to minimize belt wear. Recommended spacing between rails of 100–300mm depending on belt type, load, and other factors. This configuration distributes the wear over the entire belt width.

Longitudinal Rails: Flat wear strips the

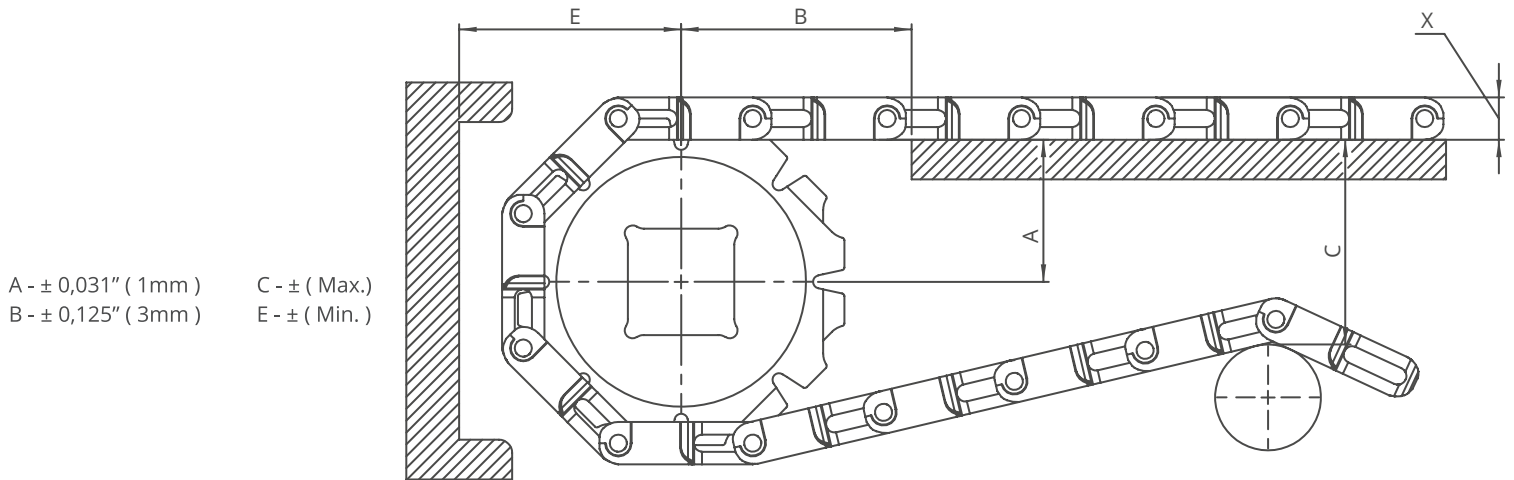
full length of the conveyor, parallel to each other and perpendicular to the terminal shafts. Low friction wear strip material preferred to minimize belt wear. Recommended spacing between rails of 100-300mm depending on belt type, load, and other factors. This configuration does not distribute wear over the full width of the belt.



MODUTECH®

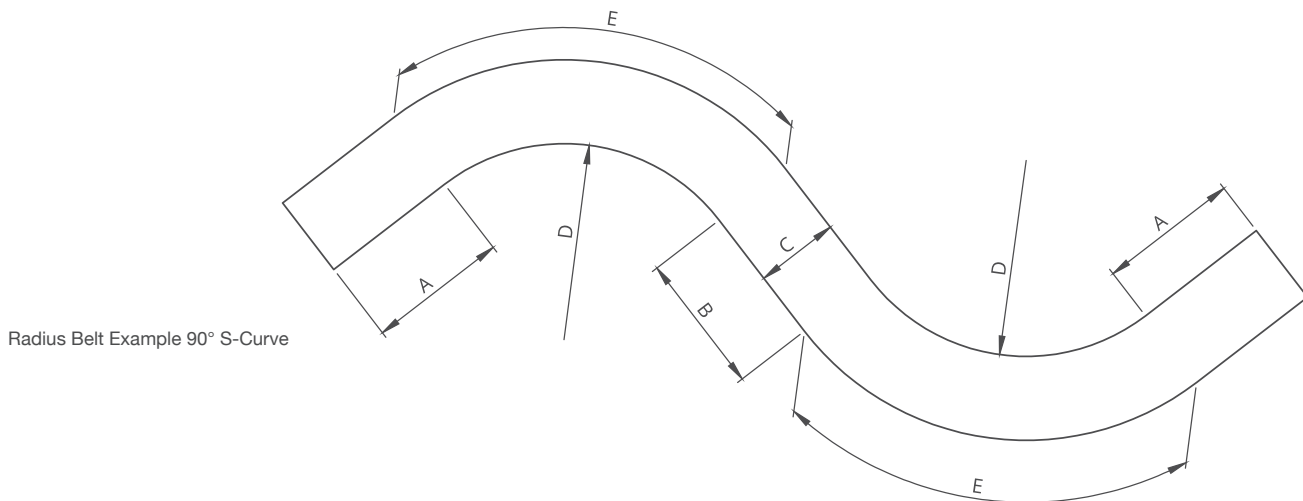
EC508T R Series

Engineering Information



EC508T R Series / Conveyor Frame Dimensions

Sprockets Description			A		B		C		E		X	
Pitch Diameter		No.Teeth	Range (Bottom to Top)		inch	mm	inch	mm	inch	mm	inch	mm
inch	mm		inch	mm								
EC508T R												
4.52	114,8	8	2.36	60,1	1.85	47,0	4.47	113,5	3.36	85,4	0.63	16,0
5.81	147,5	10	2.96	75,1	2.31	58,7	5.85	141,8	4.01	101,8	0.63	16,0
7.09	180,2	12	3.55	90,1	2.77	70,5	6.70	170,2	4.65	118,1	0.63	16,0



EC508T R Series / Radius Belt Calculation

- A:** Straight run pull and n = Belt width
- B:** Straight run between 2 curves = min. 2 x belt width
- C:** Belt width
- D:** Minimum inner radius
- E:** Curve length

$$\text{Collapse Factor} = \frac{\text{Min. inner radius}}{\text{Belt width}}$$

$$\text{Minimum inner radius} = \text{Collapse Factor} \times \text{Belt width}$$

CALCULATION EXAMPLE

Belt width: 762 mm Radius Belt

Collapse Factor: 1.53

D: 762 mm x 1.53 = 1166 mm

A: 762 mm

B: 2 x 762 mm = 1524 mm (min.)

E: $\frac{2 \times (C+D) \times 3.14}{4} = 3027 \text{ mm}$

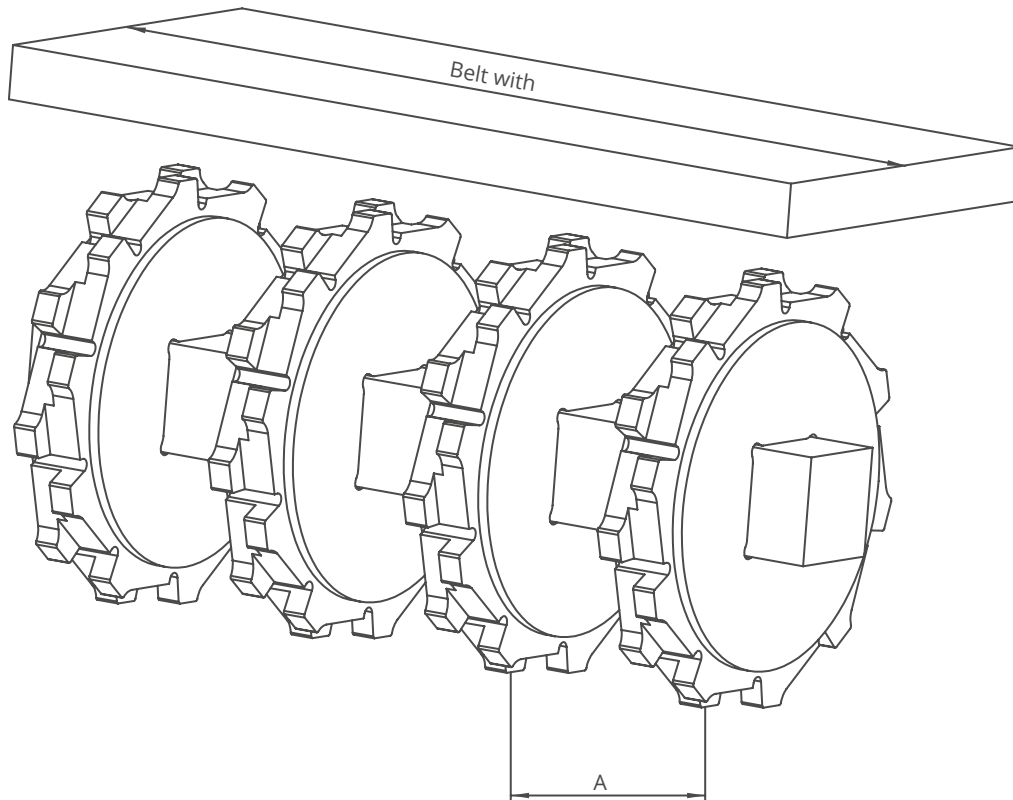
Total length = (2 x A) + B + (2 x E)

EC508T R Series

Engineering Information



MODUTECH



EC508T R Series / Sprockets Arrangement

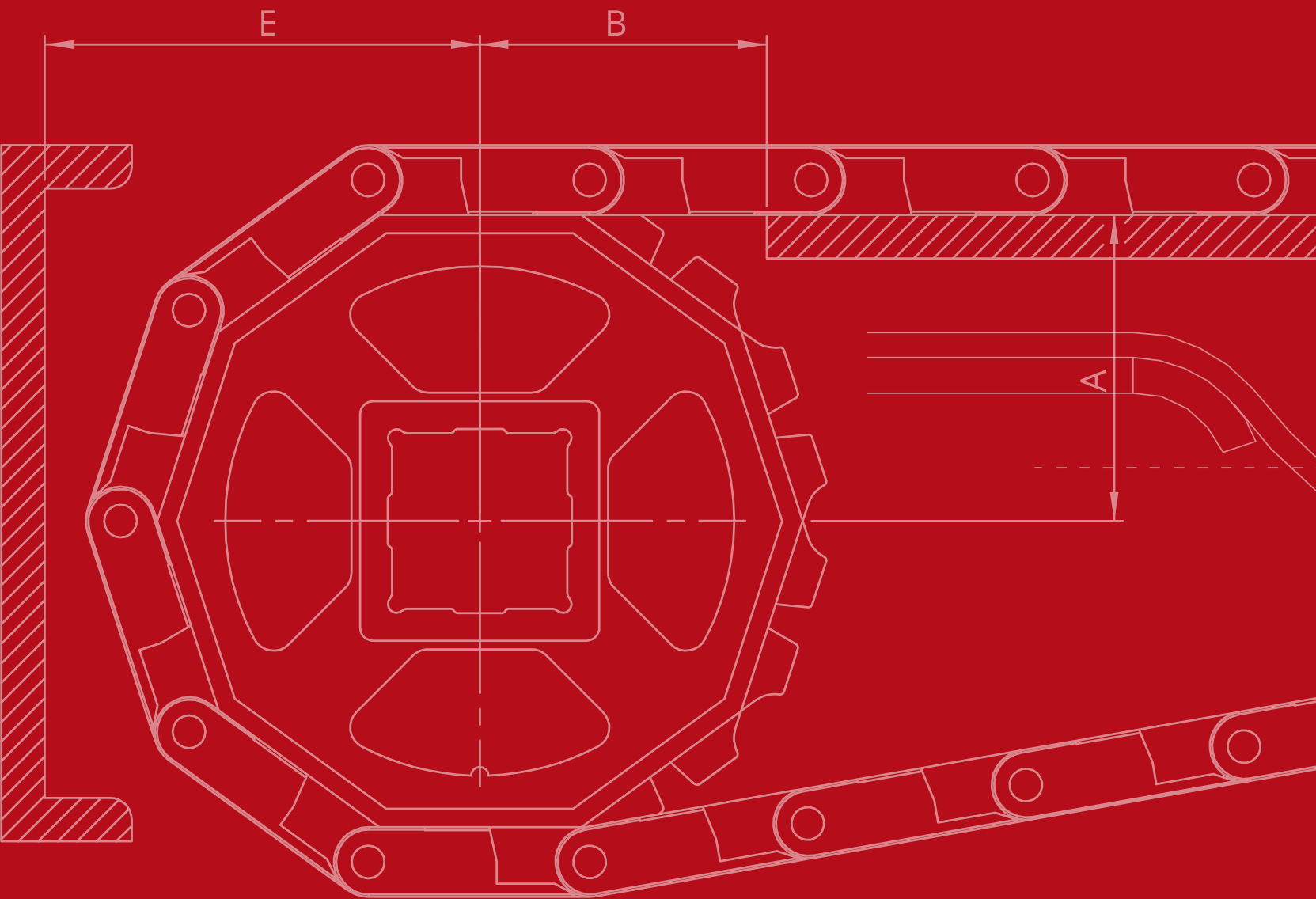
Standard Belt Width		Number of sprockets per shaft		A (mm/inch)	
mm	inch	Drive Shaft	Return Shaft	Min.	Max.
508,0	20.0	6	5	50/2	120/4.7
558,8	22.0	7	6	50/2	120/4.7
609,6	24.0	8	7	50/2	120/4.7
660,4	26.0	8	7	50/2	120/4.7
711,2	28.0	9	8	50/2	120/4.7
762,0	30.0	10	9	50/2	120/4.7
812,8	32.0	10	9	50/2	120/4.7
863,6	34.0	11	10	50/2	120/4.7
914,4	36.0	11	10	50/2	120/4.7
965,2	38.0	12	11	50/2	120/4.7
1016,0	40.0	13	12	50/2	120/4.7
1066,8	42.0	13	12	50/2	120/4.7
1117,6	44.0	14	13	50/2	120/4.7
1168,4	46.0	15	14	50/2	120/4.7

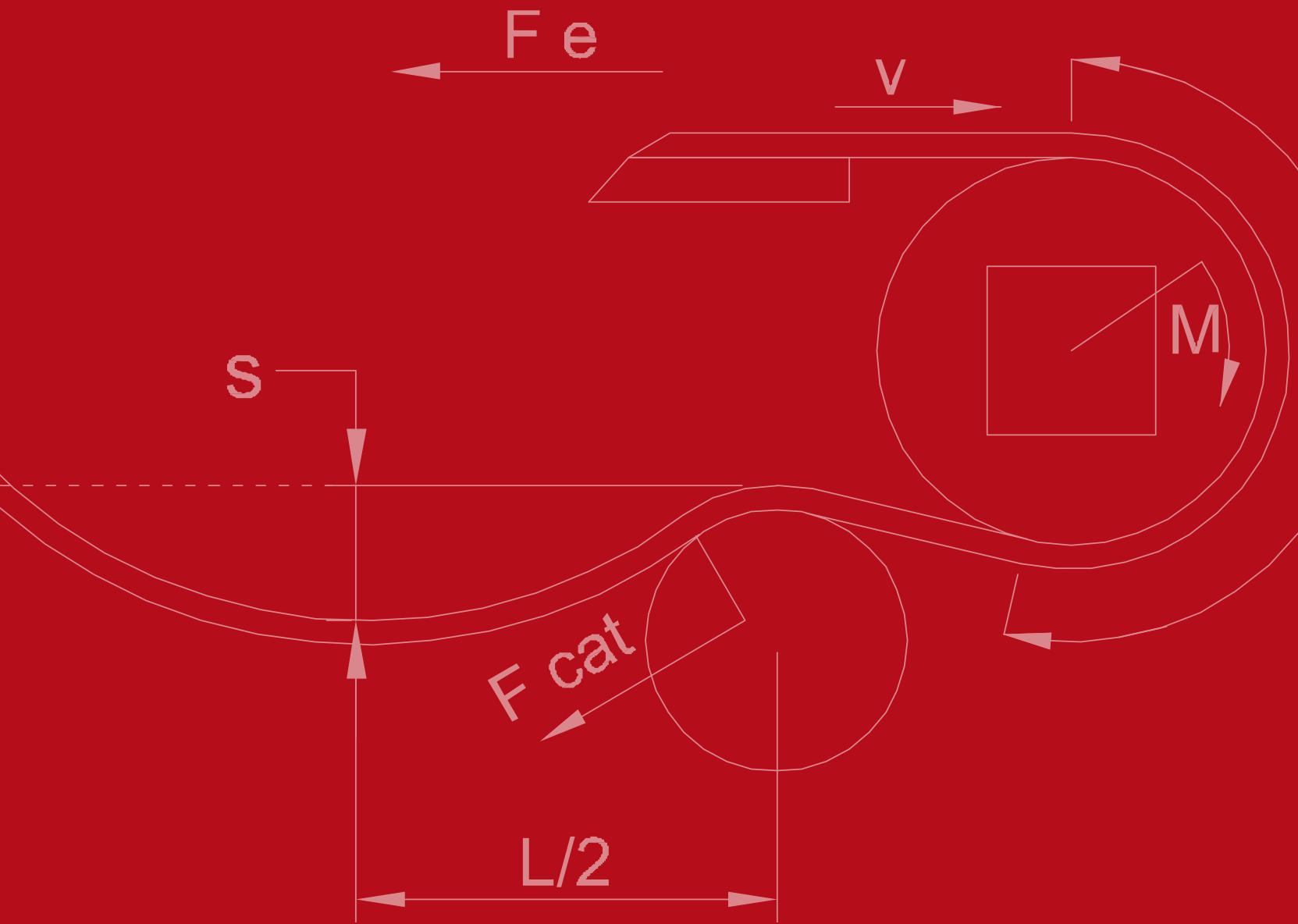
Note: Number of sprockets depends on the belt load.

EC508T R Series / Collapse Factors per width for EC508T R Series

Nom. Belt Width (mm)	355,6	406,4	457,2	508,0	558,8	609,6	660,4	711,2	762,0	812,8	863,6	914,4	965,2	1016,0	1066,8	1117,6	1168,4	1219,2	1270,0	1320,8
Nom. Belt Width (inch)	14.0	16.0	18.0	20.0	22.0	24.0	26.0	28.0	30.0	32.0	34.0	36.0	38.0	40.0	42.0	44.0	46.0	48.0	50.0	52.0
Collapse Factor	1,49	1,49	1,49	1,49	1,50	1,51	1,52	1,53	1,53	1,54	1,54	1,55	1,56	1,56	1,57	1,57	1,58	1,60	1,62	1,63
Min. Inner Radius (mm)	529,8	605,5	681,2	756,9	838,2	920,5	1003,8	1088,1	1165,9	1251,7	1329,9	1417,3	1505,7	1585,0	1674,9	1754,6	1846,1	1950,7	2057,4	2152,9
Min. Inner Radius (inch)	20.9	23.8	26.8	29.8	33.0	36.2	39.5	42.8	45.9	49.3	52.4	55.8	59.3	62.4	65.9	69.1	72.7	76.8	81.0	84.8

Standard range of belt width and collapse factor (Min. Inner radius = Collapse factor x Standard belt width)





Engineering Guide

All Products

BELT CODE	Bakery	Meat	Poultry	Seafood	Fruit & Vegetables	Snackfood	Beverage & Bottling	Can Manufacturing	Tire Manufacturing	Automotive	Corrugated Cardboard	Packaging	Printing & Paper	Material Handling	Textile	Postal	Intralogistics	Spiral Applications <i>Freezing, Proofing & Cooling</i>
MP80 C	*	*	*	*								*						
MP80 FG	*	*	*	*								*						
MP80 NS	*	*	*	*								*						
MP80 NP	*	*	*	*								*						
EC127 C	*	*	*	*	*	*	*	*	*		*	*	*	*				
EC127 FG	*	*	*	*	*	*	*	*	*		*	*	*	*				
EC127 GT	*	*	*	*	*	*	*	*	*		*	*	*	*		*		
MD127 GAP50%	*			*	*	*									*			
HC127 C		*	*	*	*	*												
SM127 C	*	*	*	*	*	*	*	*	*		*							
SM127 FG	*	*	*	*	*	*	*	*	*		*		*					
SM127 CRV	*	*	*	*	*	*						*						
XP254 CR							*	*			*			*		*	*	
XP254 FLT-CR							*	*	*	*	*	*	*	*		*	*	*
XP254 C	*	*	*	*	*	*	*	*	*	*		*	*	*				
XP254 PR22%		*		*	*	*									*			
XP254 FG			*	*	*	*			*						*			
XP254 GT					*	*			*	*		*	*	*		*	*	
XP254 BT					*	*	*	*	*		*	*	*	*		*	*	
EC254 C		*	*		*	*												
EC254 GT	*	*	*	*	*	*						*	*	*				
EC254 PR16%					*													
EC254 NT		*	*		*													
HD254 C						*	*	*	*	*	*	*	*	*	*			
MD254 FG	*	*	*	*	*	*	*	*	*			*		*	*			
MD254 FG-RT												*		*		*	*	
MD254 C	*	*	*	*	*	*	*	*	*			*	*	*				
MD254 C-RT							*	*				*	*	*		*	*	
MD254 GT	*	*	*	*	*	*	*	*	*			*	*	*			*	*
MD254 RR					*	*	*	*	*			*	*	*			*	*
MD254 GAP48%	*			*	*											*		
MD254 GAP48%-EHT												*						
HC508 C-MTW		*	*	*														
EC508 C		*	*	*	*	*						*		*				
EC508 C-RT												*		*		*	*	
EC508 GT												*		*				
EC508 PR22%			*	*	*	*						*						
EC508 FG				*	*	*			*			*						
EC508 FG-NT		*	*	*	*	*						*						
EC508 PR11%				*	*	*						*						
EC508 PR13%				*	*	*						*						
EC508 DT			*	*	*	*			*	*								
EC508 NT		*	*	*	*	*												
MD508 C					*	*			*	*				*	*	*	*	
MD508 C-RT									*	*	*	*	*	*	*	*	*	*
MD508 FG					*	*								*	*	*	*	
MD508 FG-RT								*	*	*	*	*	*	*	*	*	*	*
MD508 PR25%					*	*								*	*	*	*	
MD508 NS									*	*				*				
HP508 RR					*		*	*				*			*			
HP508 FG										*				*				
HP508 C					*		*	*	*	*	*	*	*	*	*	*	*	*
EC254 R	*	*	*	*	*	*	*	*	*	*	*	*	*	*	*	*	*	*
EC254 R-GT	*	*	*	*	*	*	*	*	*	*	*	*	*	*	*	*	*	*
EC254T-R	*	*	*	*	*	*	*	*	*	*	*	*	*	*	*	*	*	*
EC381 R	*	*	*	*	*	*	*	*	*	*	*	*	*	*	*	*	*	*
EC508T-R	*	*	*	*	*	*	*	*	*	*	*	*	*	*	*	*	*	*

BELT RAW MATERIAL / PINS RAW MATERIAL COMBINATION			
	Applications	Belt Modules	Pins
Standart	General Use Dry General Use Wet Chemical Resistance Low Temperature Low Temperature High Load Dry	PP PP PP PE POM POM	PP - POM - PA or PBT POM - PP or PBT PP or PBT PE - POM or PBT PE - POM or PBT PA or PBT
High Temperature	High Load Dry Wet 55 to 108 °C Temperature up to 180 °C	POM PPH (special) PA	PA or PBT PPH (Special) / Steel or PBT PA / Steel or PBT
Abrasive Conditions	Dry Wet up to 55 °C	POM PP	PA or PBT POM or PBT

STANDARD BELT MATERIALS WITH MODUTECH CODE				
Material	Description	Code	Food Approved	Temperature
Polypropylene	- Standard material for the most common conveying applications. - Excellent chemical resistance.	PP	FDA - EU	+5 °C to +105 °C
Polyethylene	- Excellent chemical resistance. - Well suited for very low temperature with good impact resistance. - Not suitable for abrasive conditions.	PE	FDA - EU	-70 °C to +65 °C
Polyacetal	- Good strength and low coefficient of friction. - Not suitable for chemical environment. - Suitable for heavy duty applications.	POM	FDA - EU	Dry Conditions -40 °C to +93 °C Wet Conditions -40 °C to +60 °C

STANDARD BELT RAW MATERIALS WITH MODUTECH CODE				
Material	Description	Code	Food Approved	Temperature
Polyamide6	- High strength and abrasion resistance. - Suitable for heavy duty applications. - Not suitable for wet conditions.	PA6	FDA - EU	Dry Conditions -35 °C to +120 °C Wet Conditions Not Recommended
Polyamide6.6	- Better strength and abrasion resistance. - Suitable for heavy duty applications. - Not suitable for wet conditions.	PA6.6	FDA - EU	Dry Conditions -35 °C to +120 °C Wet Conditions Not Recommended
Antistatic Polyacetal	- Reduced electrical surface to reduce belt charge up and dust accumulation. - Suitable for heavy duty applications and low temperature.	POM	-	Dry Conditions -40 °C to +93 °C Wet Conditions -40 °C to +60 °C
Detectable Polyacetal	- Polyacetal with a special additive, which makes the material very well detectable for X-ray and metal detectors.	POM	FDA - EU	Dry Conditions -38 °C to +90 °C
Detectable Polypropylene	- Polypropylene with a special additive, which makes the material very well detectable for X-ray and metal detectors.	PP	FDA - EU	+5 °C to +105 °C
Hot Water Resistant Polypropylene	- Polypropylene with a special additive to improved temperature resistance. - Suitable for wet conditions.	PPH	FDA - EU	+5 °C to +115 °C
Low Friction Acetal	- Better strength and low coefficient of friction. - Not suitable for chemical environment. - Suitable for heavy duty applications.	POM LF	FDA - EU	Dry Conditions -40 °C to +93 °C Wet Conditions -40 °C to +60 °C
High Performance Acetal (PBT)	- Extra wear resistance, strength and, low coefficient of friction. - Not suitable for chemical environment. - Suitable for heavy duty applications.	POM HP	FDA - EU	Dry Conditions -40 °C to +120 °C Wet Conditions -40 °C to +50 °C
Extra High Temperature (EHT)	- Excellent heat resistance. - Suitable for light-medium duty applications at elevated temperatures.	PA EHT	-	Dry Conditions +4 °C to +210 °C Wet Conditions No Request
Flame retardant Polypropylene	- Flame retardant thermoplastic material for low-flammability. - High impacts below 10 °C must be avoided.	PP FR	-	+5 °C to +105 °C
Electrically conductive Polyoxymethylene (Acetal)	- Low electrical surface and volume resistance. - Electrical surface resistivity (ps) below 50'000 Ohm/sq. - High strength and low coefficient of friction. - Suitable for heavy duty applications and low temperatures.	POM EC	-	Dry Conditions -40 °C to +93 °C Wet Conditions No Request
Impact and cut resistant Polyoxymethylene (Acetal)	- Advanced impact and cut resistant surface. - Suitable for meat cutting conveyors and high impact applications. - Good chemical resistance to oil and alkalines, but not suitable for long-term contact with high concentration of acids and chlorine.	POM ICR	FDA - EU	Dry Conditions -40 °C to +93 °C Wet Conditions -40 °C to +60 °C

By its construction, the modular belt length varies according to various factors such as tension, temperature and wear.

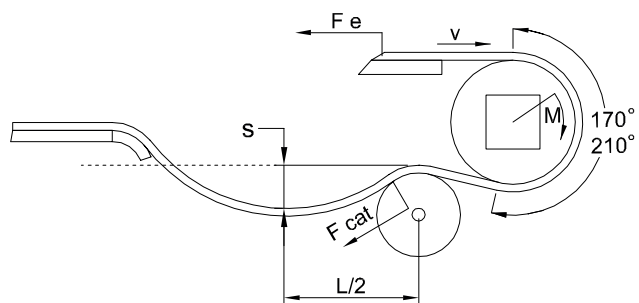
It is therefore not possible to apply tension to the belt by stretching it between fixed shafts.

Belt tension on the drive sprocket is necessary to avoid the belt jumping on the sprocket itself. This tension is obtained by leaving a portion of belt suspended immediately after the sprocket.

This belt portion forms a dip that in addition to providing the return tension (F_{cat}) also allows the recovery of belt elongation between sections.

Values "L" and "S" determine the value of F_{cat} . Values of "S" too small or "L" too large lead to excessive belt tension.

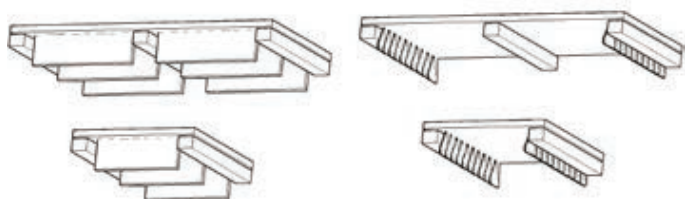
The belt weight and the geometry of the dip determine F_{cat} . It is also important to ensure that the wrapping angle of the belt on the sprocket is between 170° and 210° .



For a correct belt tension that optimizes the belt wear and tear it is important to verify that the "L" and "S" dimensions are in the following range. The return path of the belt may be supported in different ways or not supported, depending on the belt length.

S Range Suggested Values (mm)					
L (m)	Belt Weight (Kg/m ²)				
-	4	8	10	12	14
0,9	20-40	25-60	30-70	40-90	50-100
1,1	25-50	40-90	50-100	60-120	70-130
1,3	30-70	50-100	60-120	70-150	80-160

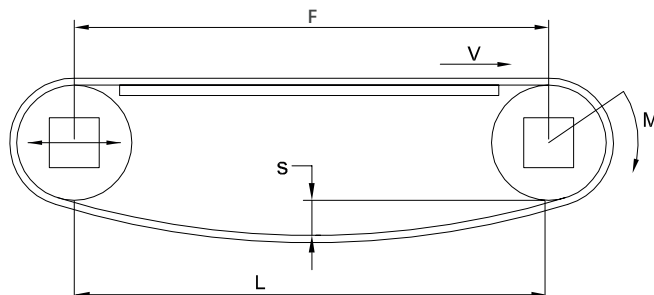
If the belt has guides, it may be necessary to have an indent for the guides in the return path (if it is needed: F over 2 m). In case of particularly wide strips, it is appropriate to provide the interruption of the flights also in the central part to allow the belt suspension with a further guide.



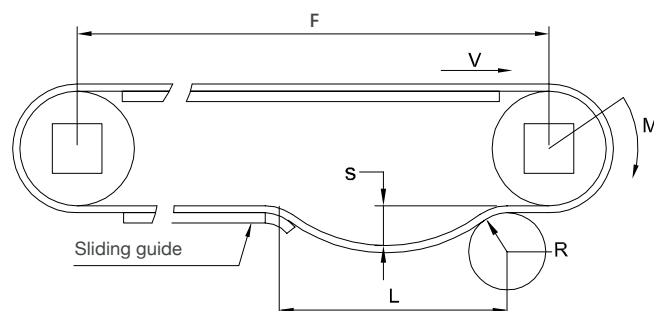
"R" minimum in (mm)	127 Series	254 Series	508 Series
Max. belt width not supported	800	1000	1000

Horizontal Conveyors

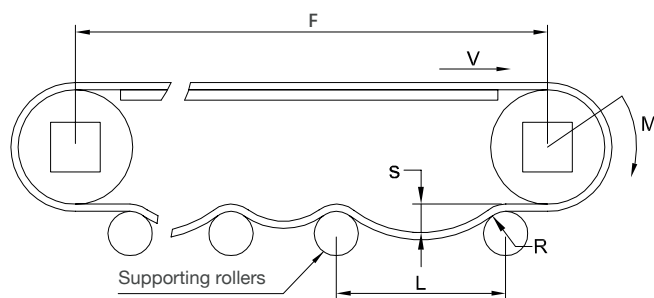
Case of maximum center distance F 2 meters.



Case of center distance F between 2 - 4 meters.



Case of center distance F over 4 meters (if over 20 meters it is suggested a gravity tensioner device after the drive shaft since the belt length variation can be too large to guarantee a correct dip amount).



"R" minimum in (mm)		
Belt Series	Belt with flights	Belt without flights
127 Series	25	120
254 Series	25	150
508 Series	50	200

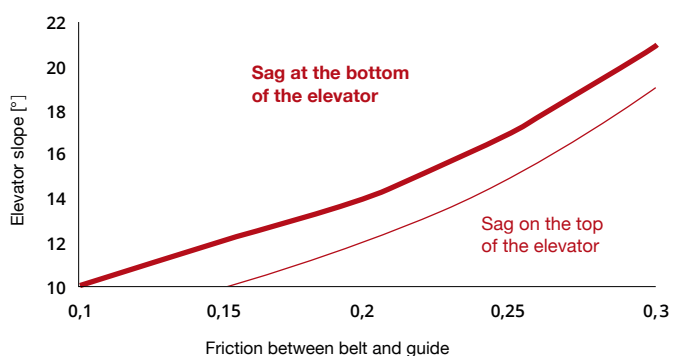
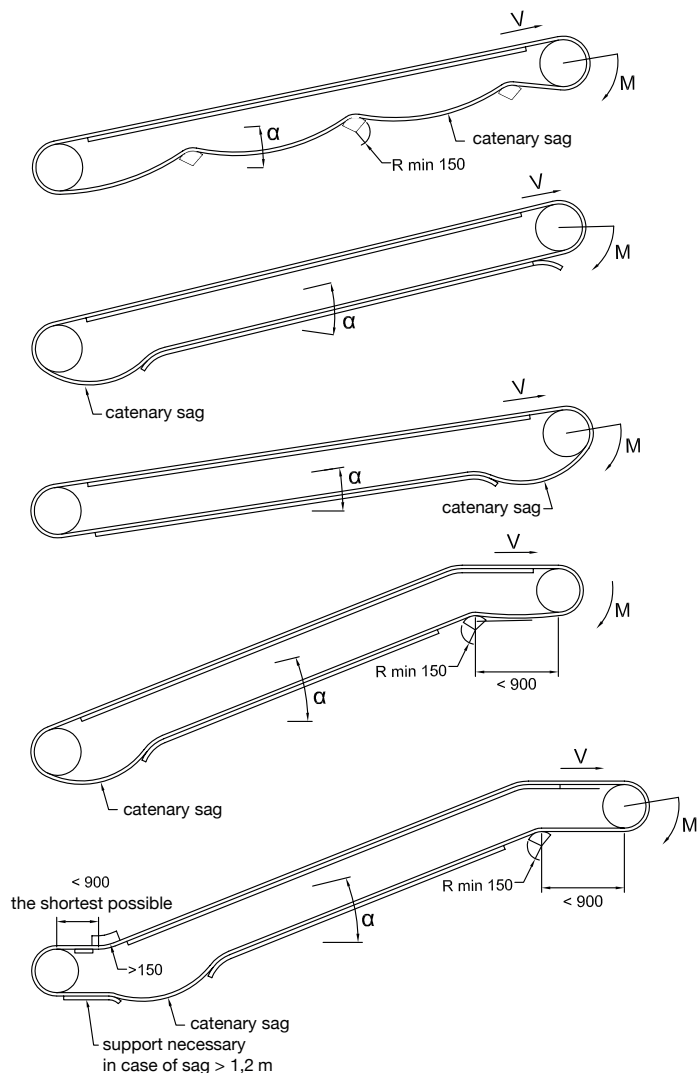
(*) $900 < L < 1200$ mm

It is recommended that the distances between the supporting rollers vary between L_{max} and L_{min} .

Escalators

For all escalator configurations, the guiding principles are still valid, it is necessary to ensure a minimum tension on the return stroke, a dip sufficient for the belt length variation and able to support the belt on the return stroke.

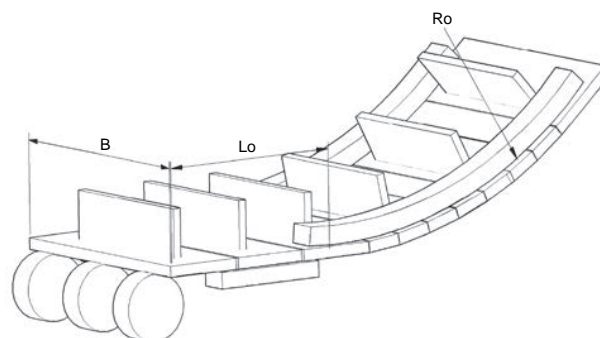
The position of the dip in most cases should be placed at the base of the escalator, but if the friction of the belt is such that it does not allow it to slide on the return path, the dip will be at the top immediately after the drive shaft.



Frequently, belts with guides are used for escalators. In this case, as with horizontal conveyors, the belt edges must allow space for the guides, and if the width exceeds the width limit values, a central support should also be provided.

In case the belt does have sidewalls, the minimum back bending diameters must be checked. In the case of lifting with back bending closed to the driven shaft, the horizontal section has to be as short as possible.

Additionally, since it is not possible to support the belt in the area of the guide, it is suggested to limit the belt width as shown in the following table:



Series	127 Series				254 Series			
Load	<50%		>50%		<50%		>50%	
Length Lo [mm]	<800	800 - 2000	<800	800 - 2000	<800	800 - 2000	<800	800 - 2000
Width B max [mm]								
Slope <45°	1500	1200	1000	800	1200	1000	800	600
Slope >45°	1050	NR	700	NR	850	NR	550	NR

Ro = minimum radius = 150 mm

NR = Not Recommended

Series	508 Series			
Load	<50%		>50%	
Length Lo [mm]	<800	800 - 2000	<800	800 - 2000
Width B max [mm]				
Slope <45°	700	550	500	400
Slope >45°	500	NR	300	NR

Ro = minimum radius = 150 mm

NR = Not Recommended

Horizontal conveyors

• **Common drive configuration**

Slider support on return way, or rollers alternatively.
For proper sprocket engagement maintain approx. 180° arc of contact.

• **Uni-directional drive**

One motor (M) at conveyor end, pull action (driving sprockets are pulling the belt). Catenary sag (CA) only required on drive end.

• **Lower head drive**

For tight transfer with nosebar or with small idling rollers the motor with the drive shaft can be arranged as illustrated.

• **Bi-directional drive**

Two motors (M), one at each conveyor end. Only one motor is pulling, the other motor remains disengaged (clutch). Catenary sag (CA) at both conveyor ends.

• **Bi-directional center drive**

Only one motor (M) placed in the middle of the belt return. This system works well for bi-directional conveyors. In case of high loads a gravity take-up may be necessary for positive sprocket engagement. Optional solutions: pneumatic or spring-loaded tensioning device. Solutions: pneumatic or spring-loaded tensioning device. Center drives are not recommended for radius applications.

Since the driving force is applied on the return way of the belt, the shaft load will be two times the calculated belt pull:

$$F_w = 2 \cdot F'_e$$

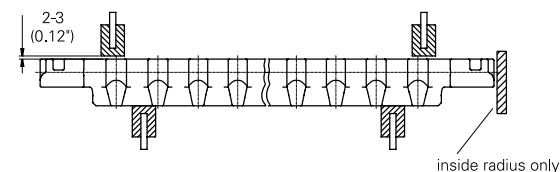
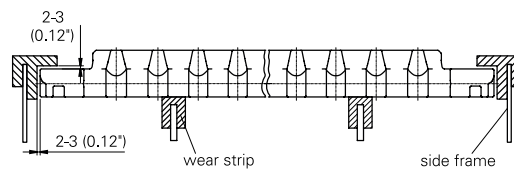
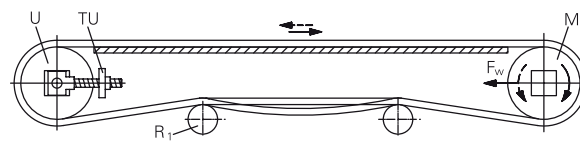
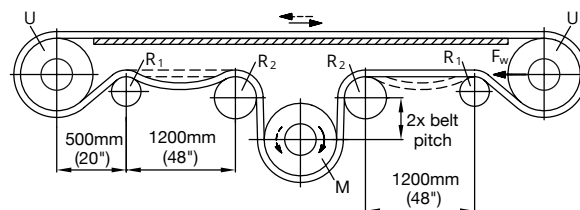
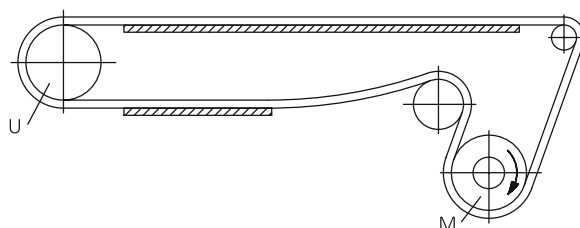
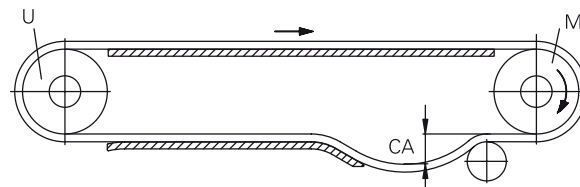
Bi-directional conveyor and pusher drive (push/pull action)
It is possible to apply one head drive motor for bi-directional reversible driving.

For reverse driving (push action = pusher drive), a screw type take-up (TU), or a spring or a pneumatic tensioning device with 110% pretension of the expected belt load is recommended. The shaft load will increase to:

$$F_w = 2.2 \cdot F'_e$$

In case of a bi-directional pusher drive with tensioning device, the shaft load can increase to:

$$F_w = 3.2 \cdot F'_e$$



Belt Guiding

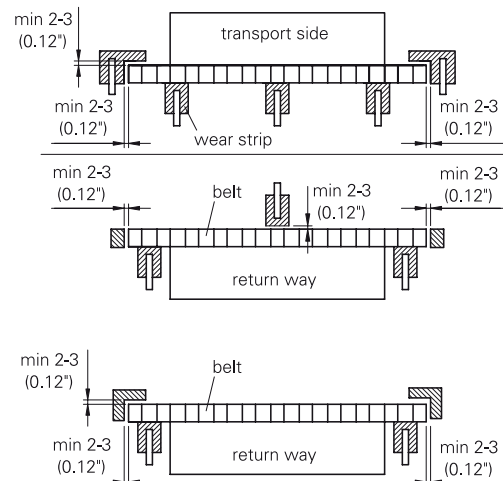
• Belt guides and hold-down tabs

Radius belts running around curves are radially pressed against the inner guide rail of the curve. Since the conveyors usually cannot be built at very high geometrical accuracy, the belt may tend to flip over at high loads or angles > 90°. At the inner edge the belt may move upwards while it is radially pressed against the guide rail and slip off.

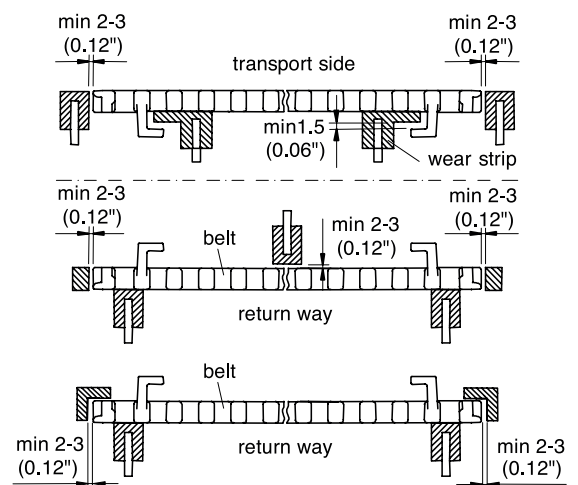
For this reason hold-down edge guides must be used for the in- and outside guide of a curve. If the product is larger than the belt width or if side transfer over the belt edge is required, hold-down modules or side tabs are used instead of hold-down guides.

• Standard application (hold-down edge guides)

If no side transfer is required, L-shaped hold-down edge guides can be used. Respect the min. gap between belt and guides. For safety reasons (danger of injuries at end of profile) it is advisable to apply this profile uninterrupted over the complete belt length. The material used for edge guides needs to be low friction in contact with the particular belt material. Generally, UHMW PE is recommended. On the return way, hold-down tabs are needed as well. An economic solution is shown on the illustration beside. For belts wider 600 mm hold-down edge guides or 2 hold-down tabs near the edges should be used.



Hold-down guides for belt with flights. Belts without flights follow the same design.



CONVEYOR LENGTH - MAXIMUM SPEED	
Conveyor Length	Max. Speed
up to 15 m (45 ft)	50 m/min (150 ft/min)
15 m - 25 m (45 - 75 ft)	30 m/min (90 ft/min)
over 25 m (75 ft)	15 m/min (45 ft/min)

• **Belts for product side transfer**

Belts with hold-down tabs, side tabs or raised deck can be used for all application where products must be moved transversally across the belt edge (side transfer) and in case where the product is wider than the belt itself.

For application with side guards belts with hold-down tabs are conditionally possible and belts with side tabs or raised deck are not applicable.

• **Note**

The hold-down or side tabs should not be used for radial guidance or to support (guide) the belt on its return way. They can be worn away too quickly.

• **High speed applications**

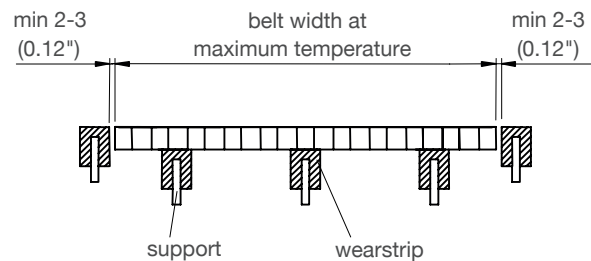
For speeds > 40 m/min it is recommended to use prelubricated materials or stainless steel for radius guides. To keep the temperature low, prefer guide material with best possible heat conduction properties (e. g. PA prelubricated or stainless steel).

• **Tensioner**

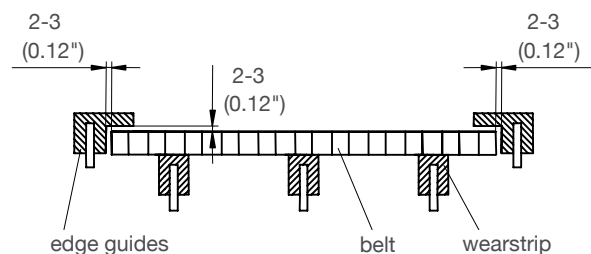
On Z-conveyors catenary sags may not be accepted, neither on the upper nor on the lower horizontal belt section. This may be due to lack of space under the bottom conveyor end or too short horizontal sections. It must be strongly recommended to use a self-adjusting tensioner device.

This can be a soft spring type, gas loaded spring or pneumatic tensioner type. The optimal layout of the spring or pneumatic cylinder is depending on the belt type, conveyor width and temperature conditions. The minimum free movement of the tensioner must be min. 20% more than the calculated belt elongation between lowest and highest process temperature. The belt elongation due to abrasion should also be considered.

For straight running belts:

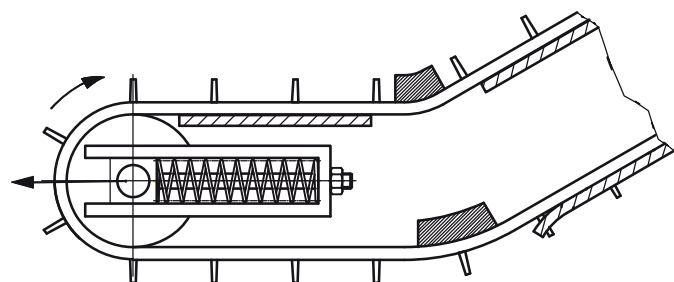


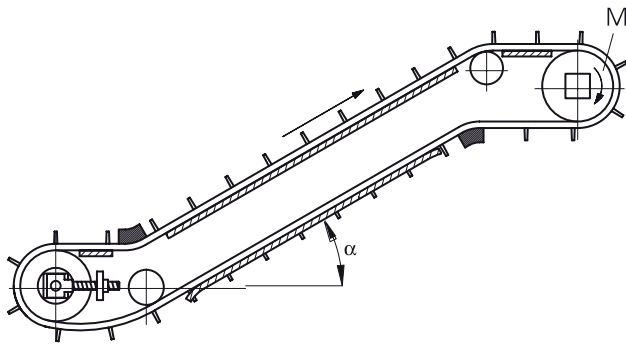
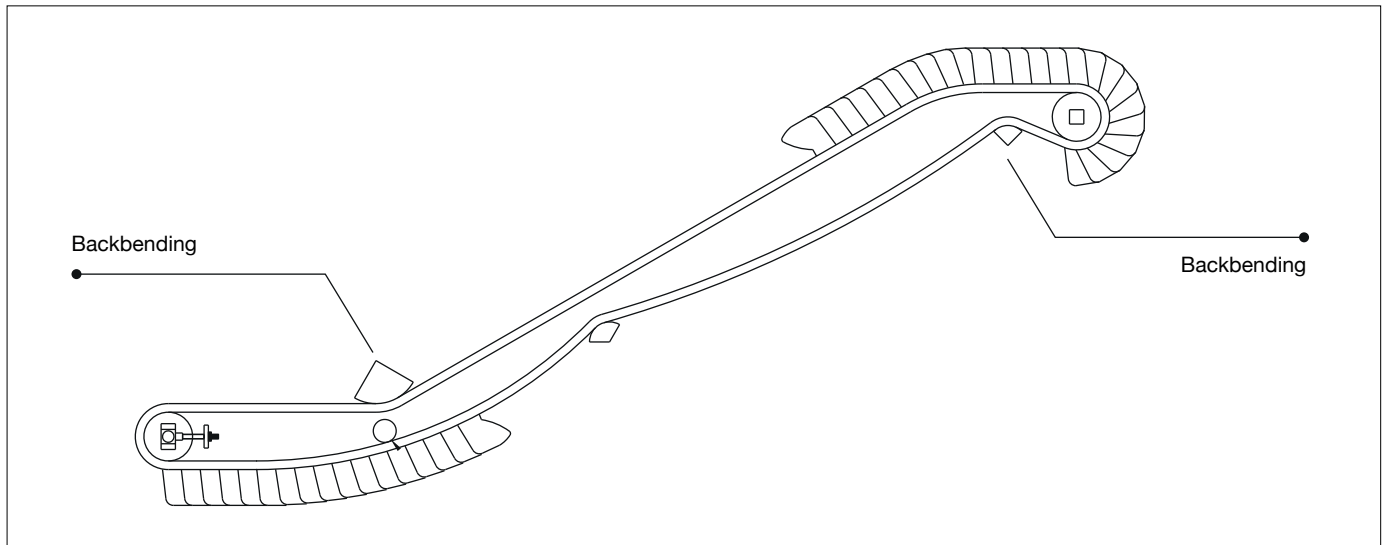
For radius belts:



The force should be as low as possible, but high enough to overcome eventual friction forces of the belt on its return way, to straighten it and to engage the sprockets safely. As a general rule the following tensioner force is proposed:

Belt type	Tensioner force per m(ft) of belt width
127 Series	15 kg / 10 lb
245 Series	15 kg / 10 lb
508 Series	30 kg / 20 lb



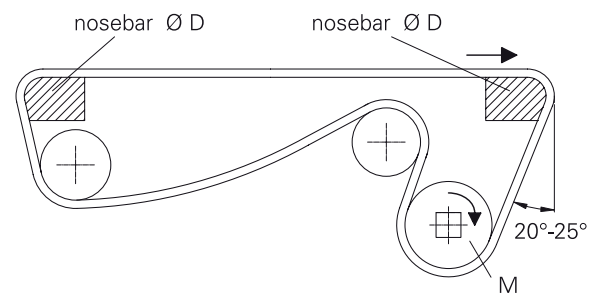
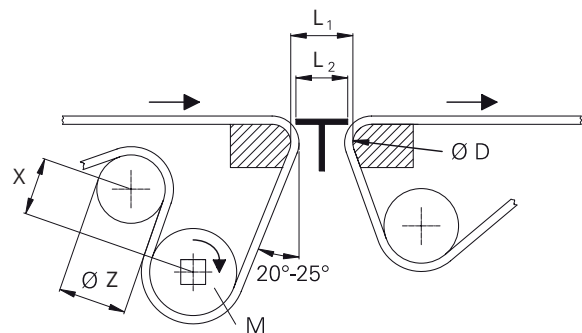


Tight transfer

For 127 Series "pitch, "sliding bars" can be used to minimize space between two belts or between belt and table. The sliding bar can be placed on one or both ends of the belt.

The back bending roller should be larger than the regular roller support.

In this case, it is also important to ensure the presence of the dip and the contact arc on the sprockets.



Series	MP80 Series		HC127 & MD127 Series		EC127 Series	
	mm	inch	mm	inch	mm	inch
Minimal backbending roller diameter Z	50,0	2.0	75,0	3.0	75,0	3.0
Minimal straight belt section X between drive and snub roller	50,0	2.0	50,0	2.0	50,0	2.0
Distance L1 between nosebars	16,0	0.6	22,0	0.9	30,0	1.2
Distance L2 Max. width of transport plate	-	-	16,0	0.6	25,0	1.0
Recommended nosebar diameter D	6,0	0.24	12,7	0.5	18,0	0.7

General Sprocket Installation

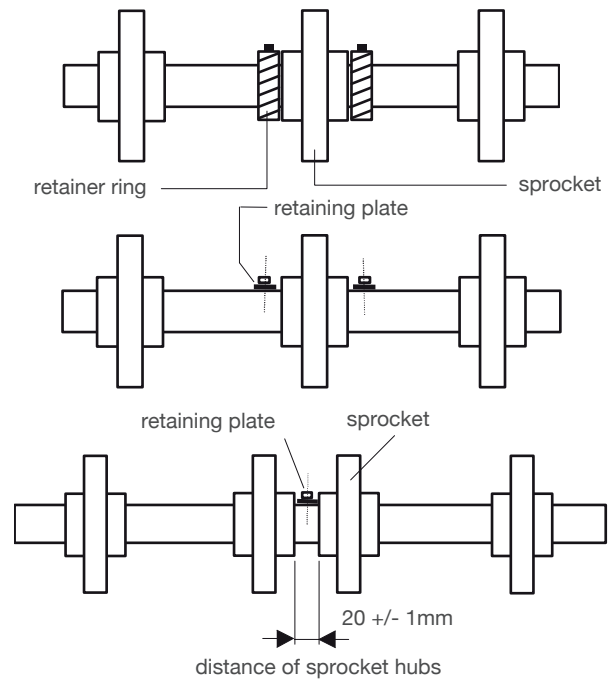
To allow the belt to expand/contract only the central sprocket on each shaft is fixed. For shafts with 2 sprockets, the sprockets on the drive shaft is fixed.

Different locking methods are possible:

- Set the collars and screws
Commonly used in round shafts with keyways
- Retainer Rings
Commonly used in square shafts
- Retaining Plate

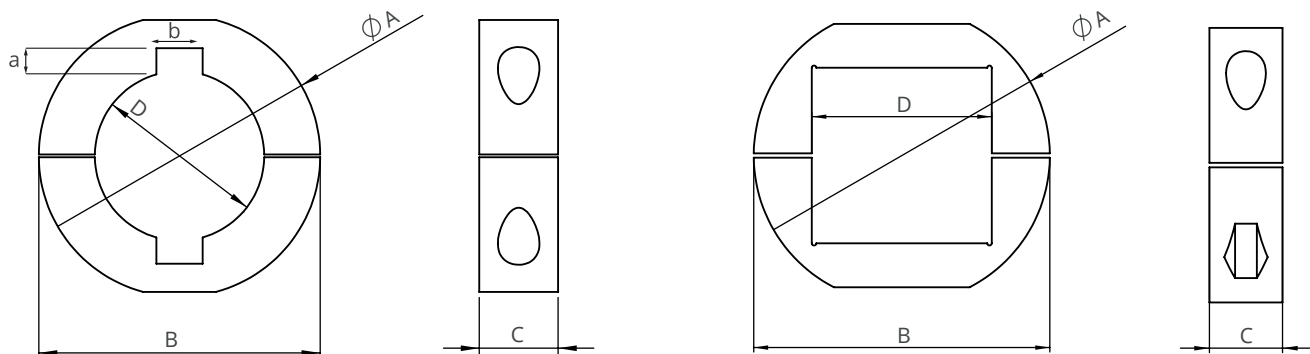
Low cost method for square shafts

There should be 0.3 mm / 0.01 inch between sprocket and retainer ring. Please be sure all the retainer rings securely fastened.



Metric		Keyway Table									
ØD	mm	20,0	25,0	30,0	35,0	40,0	50,0	60,0	70,0	80,0	90,0
a	mm	2,80	3,30	3,30	3,30	3,30	3,80	4,40	4,90	5,40	5,40
b	mm	6,0	8,0	8,0	10,0	12,0	14,0	18,0	20,0	22,0	25,0

Imperial		Keyway Table									
ØD	inch	0.75	1.0	1.25	1.50	2.0	2.50	2.75	3.25	3.50	4.50
a	inch	0.098	0.130	0.130	0.193	0.256	0.319	0.319	0.370	0.429	0.488
b	inch	0.17	0.25	0.25	0.375	0.5	0.625	0.625	0.75	0.875	1.0



Round Bore Clamp Dimensions			
D	A (mm)	B (mm)	C (mm)
SR20	39,0	39,0	14,0
SR25	44,0	44,0	14,0
SR25,4	44,0	44,0	14,0
SR30	50,0	50,0	14,0
SR31,75	50,0	50,0	14,0

Square Bore Clamp Dimensions			
D	A (mm)	B (mm)	C (mm)
SQ25	51,0	51,0	14,0
SQ25,4	51,0	51,0	14,0
SQ38,1	67,5	67,5	16,0
SQ40	67,5	67,5	16,0
SQ60	100,5	100,5	16,0
SQ63,5	100,5	100,5	16,0

Effective Tensile Force

- Horizontal straight belt without accumulation

$$F'_E = (2 m_B + m_P) l_0 \cdot \mu_G \cdot g \text{ [N/m]}$$

- Horizontal straight belt with accumulation, simplified

$$F'_E = [(2 m_B + m_P) l_0 \cdot \mu_G + m_P \cdot \mu_P \cdot l_a] g \text{ [N/m]}$$

- Inclined conveyor without accumulation

$$F'_E = [(2 m_B + m_P) l_1 \cdot \mu_G + m_P \cdot h_0] g \text{ [N/m]}$$

- Inclined conveyor with accumulation, simplified

$$F'_E = [(2 m_B + m_P) l_1 \cdot \mu_G + m_P \cdot \mu_P \cdot l_a + m_P \cdot h_0] g \text{ [N/m]}$$

Further analyses of tensile forces caused by accumulated products above equations with accumulation are based on the simplification that the product load per m² of belt is the same over the accumulation length as when moving with the conveyor. This is generally not the case. In reality the density of the product distribution over the accumulation length l_a will be higher (can be double or 3 times). Since this value will often not be known it is common practice to use the same product load value for product load value for conveying. In this case the above formulas are used. The calculated force is somewhat too low, but normally not critical for straight belts. If the accumulated product load per m² is known, and for more accurate calculation, it is proposed to replace m_P in the term $m_P \cdot \mu_P \cdot l_P$ by m_{Pa}

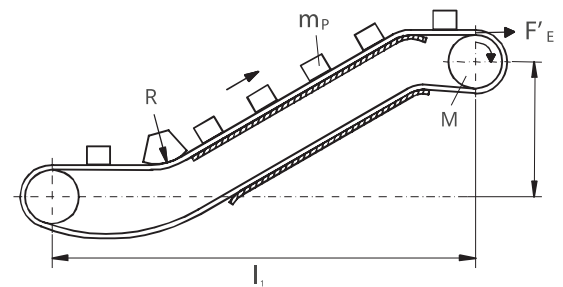
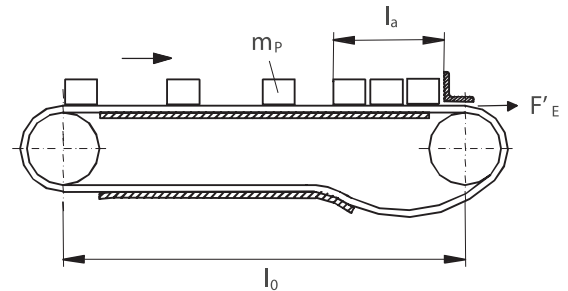
The following formulas result:

- Horizontal straight belt with accumulation

$$F'_E = [(2 m_B + m_P) l_0 \cdot \mu_G + m_{Pa} \cdot \mu_P \cdot l_a] g \text{ [N/m]}$$

- Inclined conveyor with accumulation

$$F'_E = [(2 m_B + m_P) l_1 \cdot \mu_G + m_{Pa} \cdot \mu_P \cdot l_a + m_P \cdot h_0] g \text{ [N/m]}$$



F'_E = Effective tensile force [N/m]
 m_B = Weight of belt [kg/m²]
 m_P = Weight of conveyed product [kg/m²]
 m_{Pa} = Weight of accumulated product [kg/m²]
 μ_G = Coefficient of friction belt to slider support
 μ_P = Coefficient of friction belt to product
 l_0 = Conveying length [m]
 l_a = Length of accumulation [m]
 h_0 = Height of elevation [m]
 g = Acceleration factor due to gravity (9.81 m/s²)

Effective Tensile Force

• **Radius belts**

Radius belts have higher friction losses than straight belts due to the radial forces directed to the inside of the curve. It also has to be taken into account, that in the belt curves the tensile forces are not distributed over the edge.

For calculation of radius belts please ask your Modutech® representative.

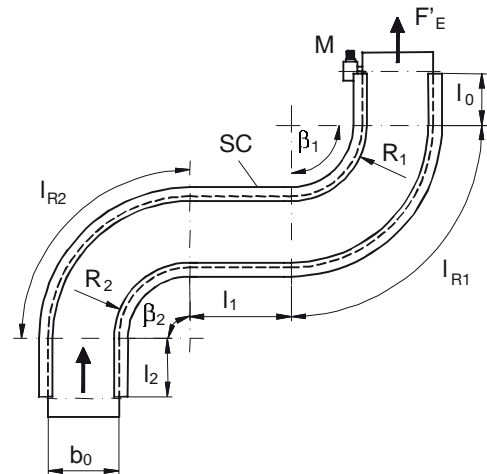
• **Note**

Due to the concentration of the belt pull (tensile forces) on the outer belt edge at curve end, the applicable number of curves is very limited. In practice 1 to 2 curves are often used. For long radius belts it is advisable to place the curve as near to the idling shaft as possible. This way the belt pull at the outer curve edge is minimized.

• **Nominal strength for radius belts in curve**

The nominal strength for radius belts in curve increases with wider belts (bigger radius). Due to the smaller angle between the modules the forces are distributed on more links. In case of high loads the application of steel rods may be advisable to increase the belt stiffness. Please contact your **Modutech®** representative for detailed information.

Appropriate quality of the conveyor especially smooth and low coefficient of friction inside wear strips and smooth start-up are important. Belt at return way must be properly held down by wear strips or hold-down tabs .



F_{SR} = Absolute tensile force [N]
 F'_E = Effective tensile force [N/m]
 b_0 = Belt width [m]
 C_s = Service factor

FRICTION FACTORS

Friction Factors	Friction between wearstrip and belt material				Friction between product and belt product material (used in backup conditions)				
	UHMW WET (DRY)	HDPE WET (DRY)	NYLATRON WET (DRY)	STEEL (CS & SS) WET (DRY)	GLASS WET (DRY)	STEEL WET (DRY)	PLASTIC WET (DRY)	CARDBOARD WET (DRY)	ALUMINUM WET (DRY)
Polypropylene (S)	0.11 (0.13)	0.09 (0.11)	0.24 (0.25)	0.24 (0.25)	0.18 (0.19)	0.26 (0.32)	0.11 (0.17)	— (0.21)	0.40 (0.40)
Polypropylene (A)	NR	NR	0.29 (0.30)	0.29 (0.30)	0.18 (0.19)	0.26 (0.32)	0.11 (0.17)	— (0.21)	0.40 (0.40)
Polyethylene (S)	0.24 (0.32)	NR	0.14 (0.13)	0.14 (0.13)	0.08 (0.09)	0.10 (0.13)	0.08 (0.08)	— (0.15)	0.20 (0.24)
Acetal (S)	0.10 (0.10)	0.09 (0.08)	0.13 (0.15)	0.13 (0.15)	0.13 (0.14)	0.13 (0.13)	0.13 (0.16)	— (0.18)	0.33 (0.27)
EC Acetal (S)	0.10 (0.10)	0.09 (0.08)	0.13 (0.15)	0.13 (0.15)	0.13 (0.14)	0.19 (0.20)	0.13 (0.16)	— (0.18)	0.33 (0.27)
UV Resistant PP	0.11 (0.13)	0.09 (0.11)	0.24 (0.25)	0.24 (0.25)	0.18 (0.19)	0.26 (0.32)	0.11 (0.17)	— (0.21)	0.40 (0.40)

(S) = Smooth, Clean Conditions. (A) = Abrasive, Dirty Conditions. NR = Not Recommended.

a. Friction factor values are highly dependent on environmental conditions. The low value of the friction factor range is an experimentally derived friction factor for new belting on new wearstrip. This value should only be used in the cleanest environments or where water or other lubricating agents are present. Most applications should be adjusted based on the environmental conditions surrounding the conveyor.

b. Friction Factors for friction between product and belt only apply for Flat Top (Closed), Perforated Flat Top, Nub Top, Flush Grid and Raised Rib belts.

c. Polyethylene is not recommended for container handling.

SERVICE FACTORS

Opening condition Note: Drive with soft start is recommended and is mandatory for frequent start/stops and start-up with full load.	Standard straight belts							Micropitch with nosebar (**)		Radius belt curves with 90° (*)
	Standard head drive	Lower head drive	Pusher drive (uni- and bi-directional)	Center drive (uni- and bi-directional)	Head Side	Both ends	Standard head drive and lower head drive			
	Start-up prior to loading	1	1.1	1.4	1.2	1.6	2	1.6 (*)		
Frequent start/stops during process (more than once per hour)	+ 0.2	+ 0.2	+ 0.2	+ 0.2	+ 0.2	+ 0.2	+ 0.2			
Z-conveyors inclination <20° hold-down shoes only hold-down tabs	+ 0.2 + 0.3	+ 0.2 + 0.3	+ 0.2 + 0.3	+ 0.2 + 0.3	+ 0.2 + 0.3	+ 0.2 + 0.3	+ 0.2 + 0.3			
inclination 20°-60° hold-down shoes only hold-down tabs	+ 0.4 + 0.6	+ 0.4 + 0.6	+ 0.4 + 0.6	+ 0.4 + 0.6	+ 0.4 + 0.6	+ 0.4 + 0.6	+ 0.4 + 0.6			
inclination 60°-70° hold-down shoes only hold-down tabs	+ 1.1 + 1.4	+ 1.1 + 1.4	+ 1.1 + 1.4	+ 1.1 + 1.4	+ 1.1 + 1.4	+ 1.1 + 1.4	+ 1.1 + 1.4			
inclination 70°-90° hold-down shoes only hold-down tabs	+ 1.8 + 2.2	+ 1.8 + 2.2	+ 1.8 + 2.2	+ 1.8 + 2.2	+ 1.8 + 2.2	+ 1.8 + 2.2	+ 1.8 + 2.2			
Speed greater 30 m/min					+ 0.2	+ 0.2	+ 0.2			

(*) The radius belt service factor depends on the angle of the curve.

(**) Z-conveyors with nosebar are not recommended.

The data presented in the following table are based on the information given by the raw material manufacturers and suppliers. It does not relieve of a qualification test of the products for your application. In individual cases the stability of the material in the questionable medium is to be examined.

Code:

- ✓ = good resistance
- * = conditionally / sometimes resistant
- X = not resistant (not to be used)

Designation of chemical	Poly- propylene (PP)		Poly- ethylene (PE)		Polyoxy- methylene (POM)		Polyamide (PA)		Super High Temperature Material (ST)			Thermo- plastic Poly- urethane (TPU)		Thermo- plastic elastomer (TPE)		Flame retardant Polybuty- leneter- ephthalate (PBT)	
	20 °C (70 °F)	60 °C (140 °F)	20 °C (70 °F)	60 °C (140 °F)	20 °C (70 °F)	60 °C (140 °F)	20 °C (70 °F)	60 °C (140 °F)	20 °C (70 °F)	60 °C (140 °F)	93 °C (200°F)	20 °C (70 °F)	60 °C (140 °F)	20 °C (70 °F)	60 °C (140 °F)	20 °C (70 °F)	60 °C (140 °F)
Acetic Acid > 5%	✓	✓	✓	*	*	X	X	X	✓	✓	✓	X		X		*	X
Acetic Acid - 5%	✓	✓	✓	✓	✓		*	X	✓	✓	✓	X		X		✓	*
Acetone	✓	✓	✓	✓	*	*	✓	✓	✓	✓	✓			X		*	X
Alcohol – all types	✓	✓	✓	✓	✓	*	✓	✓	✓	✓	✓	X		*		✓	*
Aluminum Comp.	✓	✓	✓	✓			✓	✓	✓	✓	✓						
Ammonia	✓	✓	✓	✓	✓	✓	✓	✓	✓	*	X	✓				*	X
Ammonia Comp.	✓	✓	✓	✓			✓	✓	✓	✓	✓					*	X
Aniline	✓	✓	✓	X		*			✓	*	X	X				*	
Aqua Regia	X	X	✓	X			X	X	X								
Arsenic Acid	✓	✓	✓	✓													
Barium Comp.	✓	✓	✓	✓			✓	✓	✓	✓	✓						
Beer	✓	✓	✓	✓	✓							✓					
Benzene	*	X	*	X	*	*	✓	✓	✓	*	X	X				*	X
Benzenesulfonic Acid – 10%	✓	✓	✓	✓					✓	*	X						
Benzoic Acid	✓	✓	✓	✓			*	*	✓	*	X	✓					
Beverages (soft drinks)	✓	✓	✓	✓	✓	✓	✓	✓									
Borax	✓	✓	✓	✓					✓	✓	✓						
Boric Acid	✓	✓	✓	✓			✓	✓				✓					
Brine – 10%	✓	✓	✓	✓	✓	✓											
Butyl Acrylate	X	X	✓	*					✓	✓	✓					✓	*
Butyric Acid	✓		✓	*			✓	✓	✓			✓					
Carbon Dioxide	✓	✓	✓	✓			✓	✓	✓	✓	✓					✓	✓
Carbon Disulfide	*	X	*	X			✓	✓	✓	✓	✓						
Carbon Tetrachloride	*	X	*	X	✓	*	✓	✓	✓	*	X	X					
Chloroacetic Acid	✓	✓					X	X									
Chlorine – Gas	X	X	*	X	X	X	X	X				X					
Chlorine – Liquid	X	X	X	X	X	X	X	X				X					
Chlorine Water (0.4% Cl)	✓	*	✓	*	X	X	X	X	X								
Chlorobenzene	X	X	*	X	*	*	✓	✓	✓	*	X	X				X	
Chloroform	X	X	X	X	X	X			✓	*	X					X	
Chromic Acid – 50%	✓	✓	✓	*	X	X	*		X			*					
Chromic Acid – 3%	✓	✓	✓	✓	*	*			X							✓	✓
Citric Acid – 40%	✓	✓	✓	✓	✓	X	✓	✓				✓					

The data presented in the following table are based on the information given by the raw material manufacturers and suppliers. It does not relieve of a qualification test of the products for your application. In individual cases the stability of the material in the questionable medium is to be examined.

Code:

✓ = good resistance

* = conditionally / sometimes resistant

X = not resistant (not to be used)

Designation of chemical	Poly- propylene (PP)		Poly- ethylene (PE)		Polyoxy- methylene (POM)		Polyamide (PA)		Super High Temperature Material (ST)			Thermo- plastic Poly- urethane (TPU)		Thermo- plastic elastomer (TPE)		Flame retardant Polybuty- leneter- ephthalate (PBT)	
	20 °C (70 °F)	60 °C (140 °F)	20 °C (70 °F)	60 °C (140 °F)	20 °C (70 °F)	60 °C (140 °F)	20 °C (70 °F)	60 °C (140 °F)	20 °C (70 °F)	60 °C (140 °F)	93 °C (200°F)	20 °C (70 °F)	60 °C (140 °F)	20 °C (70 °F)	60 °C (140 °F)	20 °C (70 °F)	60 °C (140 °F)
Citric Acid – 10%	✓	✓	✓	✓	✓		✓	✓				✓				✓	
Citrus Juices	✓	✓	✓	✓	✓		✓	✓								✓	
Coconut Oil	✓	✓	✓	✓	✓	✓	✓		✓	✓	✓	✓				✓	✓
Copper Comp.	✓	✓	✓	✓			*										
Corn Oil	✓	✓	✓	✓	✓	✓	✓		✓	✓	✓					✓	✓
Cottonseed Oil	✓	✓	✓	✓	✓	✓	✓		✓	✓	✓	✓				✓	✓
Cresol	✓	✓	✓	*			X	X	✓	*	X	X					
Cyclohexane	✓	*	X	X			✓		✓	✓	✓	*					
Cyclohexanol	✓	*	*	X			✓		✓	✓	✓	X					
Cyclohexanone	✓	*	X	X					✓	✓	✓	X					
Detergents	✓	✓	✓	✓	✓	✓	✓		✓	✓	✓	✓		✓		✓	✓
Dextrin	✓	✓	✓	✓													
Dibutyl Phthalate	✓	*					✓	✓									
Diethyl Ether	X	X	X	X	*	*	✓	✓	✓	✓	✓					✓	*
Diethylamine	✓	✓		X													
Diglycolic Acid – 30%	✓	✓	✓	✓													
Diisooctyl Phthalate	✓	✓															
Dimethyl Phthalate	✓	✓							✓	*	X						
Dimethylamine	✓						✓	✓									
Diocetyl Phthalate	✓	*					✓	✓	✓	*	X						
Ethyl Acetate	✓	✓	*	*	*	X	✓	✓	✓	✓	✓	X		X		*	X
Ethyl Ether	*	*							✓	✓	✓	X					
Ethylamine	✓	✓															
Ethylene Glycol – 50%	✓	✓	✓	✓	✓	*	✓	*	✓	✓	✓					✓	*
Ferric/Ferrous Comp.	✓	✓	✓	✓	*	X			✓	✓	✓						
Formaldehyde – 37%	✓	✓	✓	*	✓	✓			✓	✓	✓	X		*			
Formic Acid – 85%	✓	*	✓	✓			*	X	✓	✓	✓	X		X		*	X
Freon			✓	✓	*	*			✓	*	X						
Fuel Oil # 2	✓	*	✓	X	*	*	✓	✓	✓	✓	✓	✓		X		✓	✓
Fruit Juices	✓	✓	✓	✓	✓		✓					✓				✓	
Furfural	*	*	*	X			✓		✓	✓	✓						
Gasoline	*	X	✓	X	✓	✓	✓	✓	✓	✓	✓						
Glucose	✓	✓	✓	✓	✓	✓						✓					

The data presented in the following table are based on the information given by the raw material manufacturers and suppliers. It does not relieve of a qualification test of the products for your application. In individual cases the stability of the material in the questionable medium is to be examined.

Code:

- ✓ = good resistance
- * = conditionally / sometimes resistant
- X = not resistant (not to be used)

Designation of chemical	Poly- propylene (PP)		Poly- ethylene (PE)		Polyoxy- methylene (POM)		Polyamide (PA)		Super High Temperature Material (ST)			Thermo- plastic Poly- urethane (TPU)		Thermo- plastic elastomer (TPE)		Flame retardant Polybuty- leneter- ephthalate (PBT)	
	20 °C (70 °F)	60 °C (140 °F)	20 °C (70 °F)	60 °C (140 °F)	20 °C (70 °F)	60 °C (140 °F)	20 °C (70 °F)	60 °C (140 °F)	20 °C (70 °F)	60 °C (140 °F)	93 °C (200°F)	20 °C (70 °F)	60 °C (140 °F)	20 °C (70 °F)	60 °C (140 °F)	20 °C (70 °F)	60 °C (140 °F)
Glycerol	✓	✓					✓	✓				*		*		✓	✓
Heptane	X	X	*	X	✓	✓	✓	✓	✓	✓	✓	✓				✓	✓
Hexane	✓	*	X	X	✓		✓	✓	✓	✓	✓	✓				✓	✓
Hydrobromic Acid – 50%	✓	✓	✓	✓			X	X	X								
Hydrobromic Acid – 35%	✓	✓	✓	✓	X	X	X	X	X			*					
Hydrobromic Acid – 10%	✓	✓	✓	✓	X	X	X	X	X			*		*		✓	X
Hydrofluoric Acid – 35%	✓	✓	✓	✓	X	X	X	X	X			X				X	
Hydrogen Peroxide – 3%	✓	✓	✓	✓	✓	✓		*	*			*		✓		✓	*
Hydrogen Peroxide – 90%	*	*	✓	*	*	X	X	X	X			X				✓	X
Hydrogen Sulfide	✓	✓	✓	✓			✓	✓	✓	✓	✓						
Igepal – 50%	✓	✓			✓	*											
Iodine – Crystals	✓	✓	*	*	X	X	X	X	X			X					
Isooctane	X	X	✓				✓	✓	✓	✓	✓	✓				✓	✓
Isopropyl Alcohol	✓	✓	✓	✓	✓	✓	✓	✓	✓	✓	✓	X		*		✓	*
Jet Fuel	*	X	*	*	✓	✓	✓	✓	✓	✓	✓			X		✓	✓
Kerosene	*	X	*	*	✓	✓			✓	✓	✓	✓		X			
Lactic Acid	✓	✓	✓	✓			*	X	✓	✓	✓						
Lanolin	✓	*	✓	✓													
Lauric Acid	✓	✓	✓	✓													
Lead Acetate	✓	✓	✓	✓			✓	✓									
Linseed Oil	✓	✓	✓	✓	✓	✓	✓	✓				✓				✓	✓
Lubricating Oil	✓	*			✓	✓	✓	*	✓	✓	✓	✓		X		✓	✓
Magnesium Comp.	✓	✓	✓	✓			✓		✓	✓	✓						
Malic Acid – 50%	✓	✓	✓	✓			✓	✓									
Manganese Sulfate	✓		✓	✓			*	*									
Margarine	✓	✓	✓	✓													
Mercury	✓	✓	✓	✓			✓									✓	
Methyl Chloride	*	*					✓	✓								X	
Methyl Ethyl Ketone	✓	*	X	X	*	*	✓		✓	✓	✓	X		X		X	X
Methyl Isobut. Ketone	✓	*							✓	✓	✓						
Methylsulfuric Acid	✓	✓	✓	✓													
Methylene Chloride	*	X	X	X			*	*	✓	*	X	X		X			
Milk	✓	✓	✓	✓	✓	✓	✓	✓				✓					

The data presented in the following table are based on the information given by the raw material manufacturers and suppliers. It does not relieve of a qualification test of the products for your application. In individual cases the stability of the material in the questionable medium is to be examined.

Code:

✓ = good resistance

* = conditionally / sometimes resistant

X = not resistant (not to be used)

Designation of chemical	Poly- propylene (PP)		Poly- ethylene (PE)		Polyoxy- methylene (POM)		Polyamide (PA)		Super High Temperature Material (ST)			Thermo- plastic Poly- urethane (TPU)		Thermo- plastic elastomer (TPE)		Flame retardant Polybutyl- terephthalate (PBT)		
	20 °C (70 °F)	60 °C (140 °F)	20 °C (70 °F)	60 °C (140 °F)	20 °C (70 °F)	60 °C (140 °F)	20 °C (70 °F)	60 °C (140 °F)	20 °C (70 °F)	60 °C (140 °F)	93 °C (200°F)	20 °C (70 °F)	60 °C (140 °F)	20 °C (70 °F)	60 °C (140 °F)	20 °C (70 °F)	60 °C (140 °F)	
Mineral Oil	*	X	✓	*	✓	✓	✓		✓	✓	✓	✓			X		✓	✓
Mineral Spirits	*	X							✓	✓	✓				X		✓	✓
Molasses	✓	✓	✓	✓			✓	✓										
Motor Oil	✓	*			✓	✓	✓	✓	✓	✓	✓	✓			X		✓	✓
Naphtha	✓	*	*	X														
Nitric Acid – 30%	✓	*	✓	✓	X	X	X	X	X			*					X	
Nitric Acid – 50%	*	X	✓	*	X	X	X	X	X			*					X	
Nitrobenzene	✓	*	X	X			*		✓	X	X							
Nitro Acid	✓								X									
Nitrous Oxide	✓																	
Oleic Acid	✓	X			✓	✓	✓	✓	X									
Olive Oil	✓	✓	✓	✓					✓	✓	✓	✓			X		✓	✓
Oxalic Acid	✓	✓	✓	✓					X			✓						
Ozone	*	*	*	X	X	X	*	*	X			✓						
Palmitic Acid – 70%	✓	✓	✓	✓			✓		X									
Paraffin	✓	✓	✓	✓	✓	✓	✓	✓	✓	✓	✓	✓			*			
Peanut Oil	✓	✓					✓		✓	✓	✓	✓			X			
Perchloric Acid – 20%	✓	✓	✓	✓					X									
Perchloroethylene	X	X	X	X			*	X	✓	*	X						✓	X
Pathalic Acid – 50%	✓	✓	✓	✓					X									
Phenol	✓	✓	✓	✓	X	X	X	X	✓	*	X	X						
Phenol – 5%	✓	✓	✓	✓	X	X	X	X				X					*	X
Phosphoric Acid – 30%	✓	✓	✓	✓	*	X	X	X	X								✓	X
Phosphoric Acid – 85%	✓	✓	✓	✓	X	X	X	X	X								✓	X
Photographic Solutions	✓	✓	✓	✓			✓											
Plating Solutions	✓	✓	✓	✓														
Potassium Comp.	✓	✓	✓	✓	✓	✓	*					✓					✓	✓
Potassium Hydroxide	✓	✓	✓	✓	✓	✓	*		✓	✓	✓						X	
Potassium Iodide (3% Iodine)	✓	✓	✓	✓														
Potassium Permanganate	✓		✓	✓			X	X	X									
Silver Cyanide	✓	✓																
Silver Nitrate	✓	✓	✓	✓														
Sodium Comp.	✓	✓	✓	✓														

The data presented in the following table are based on the information given by the raw material manufacturers and suppliers. It does not relieve of a qualification test of the products for your application. In individual cases the stability of the material in the questionable medium is to be examined.

Code:

- ✓ = good resistance
- * = conditionally / sometimes resistant
- X = not resistant (not to be used)

Designation of chemical	Poly- propylene (PP)		Poly- ethylene (PE)		Polyoxy- methylene (POM)		Polyamide (PA)		Super High Temperature Material (ST)			Thermo- plastic Poly- urethane (TPU)		Thermo- plastic elastomer (TPE)		Flame retardant Polybuty- leneter- ephthalate (PBT)	
	20 °C (70 °F)	60 °C (140 °F)	20 °C (70 °F)	60 °C (140 °F)	20 °C (70 °F)	60 °C (140 °F)	20 °C (70 °F)	60 °C (140 °F)	20 °C (70 °F)	60 °C (140 °F)	93 °C (200°F)	20 °C (70 °F)	60 °C (140 °F)	20 °C (70 °F)	60 °C (140 °F)	20 °C (70 °F)	60 °C (140 °F)
Sodium Chlorite	✓	*	✓	✓			X	X	✓	✓	✓						
Sodium Hydroxide – 60%	✓	✓	✓	✓	✓	✓	X	X	✓	✓	✓	*		*		X	
Sodium Hypochlorite – 5%	✓	*	✓	*	X	X	*		*	*	*					✓	*
Stearic Acid	✓	*	✓	✓	*		✓	✓									
Sulfamic Acid – 20%	✓	✓			X	X											
Sulfate Liquors	✓	✓															
Sulfur	✓	✓	✓	✓			✓	✓									
Sulfur Chloride	✓																
Sulfur Dioxide	✓	✓	✓	✓	X	X	*	*									
Sulfuric Acid – 10%	✓	✓	✓	✓	✓	X	X	X	✓	*	X	*		✓		✓	✓
Sulfuric Acid – 50%	✓	✓	✓	✓	X	X	X	X	*	X	X	*		✓		*	
Sulfuric Acid – 70%	✓	*	✓	*	X	X	X	X	X	X	X	*				X	
Sulfurous Acid	✓		✓	✓			*	*									
Tannic Acid – 10%	✓	✓	✓	✓													
Tartaric Acid	✓	✓	✓	✓			✓	*				✓					
Tetrahydrofuran	*	X			*	*	✓										
Toluene	X	X	X	X	*	X	✓	✓	✓	✓	✓	*				✓	X
Transformer Oil	✓	*	✓	*			✓	✓	✓	✓	✓	✓		X			
Tributyl Phosphate	✓	*															
Trichloroacetic Acid	✓	✓	*				X	X									
Trichloroethylene	X	X	X	X	*	*	*	X				X				*	X
Tricresyl Phosphate	✓	*															
Trisodium Phosphate	✓	✓	✓	✓													
Turpentine	*	X	✓	X	✓		✓	✓				*				✓	✓
Urea	✓	✓	✓	✓	✓		✓	✓				✓				✓	
Vinegar	✓	✓	✓	✓	✓	✓	✓	✓	✓	✓	✓	*					
Wine	✓	✓	✓	✓	✓	✓	✓	✓	✓	✓	✓	✓					
Xylene	X	X	X	X	✓	✓	✓	✓				*				*	X



- DECLARATION OF COMPLIANCE -

Modutech Konveyör Bant Sistemleri San. ve Tic. A.S., Kemalpaşa OSB Mah. No: 228 Kuyucak Yolu Kumeevleri / İzmir, Turkey, here by declares under its exclusive responsibility that the Modular Belt (PP) Conforms with the Food Regulation:

FDA

according to the CFR code code of Federal Regulations

Title 21 § 177.520

Granules and additives used to manufacture the modular belts are selected exclusively among those listed by FDA standard Specifications 3.1 olefin copolymers for use in articles that contact food except for articles used for packing and holding food during cooking. This attest was issued on the basis of the accredited NSF laboratory test with:

Project no: 9896049,
Date of Report: January 9th, 2015



Modutech Konveyör Bant Sistemleri San. ve Tic. A.S.
Ankara Asfaltı 25 km Kızılcıklar Mevki
Kuyucak Kemalpaşa / İzmir - TURKEY
Phone : +90 232 877 00 22 (pbx)
Fax : +90 232 877 01 11
Mail: info@modutech.com.tr
www.modutech.com.tr

İbrahim BAYIR
Modutech Quality Manager



- DECLARATION OF COMPLIANCE -

Modutech Konveyör Bant Sistemleri San. ve Tic. A.S., Kemalpaşa OSB Mah. No: 228 Kuyucak Yolu Kumeevleri / İzmir, Turkey, here by declares under its exclusive responsibility that the **MODULAR BELT POLYPROPYLENE PLASTIC (PP) RAW MATERIAL**

Conforms with the Food Regulations with reference to COMMISSION REGULATION EU NO 10/2011 of 14 January 2011 and amendments

The belt is suitable to come into contact with any aqueous, acid, oily and fatty food listed in the Regulation EU 10/2011 and amendments.

As prescribed by Commission Regulation EU 10/2011 – Annex III and Annex V, MODUTECH declares that:

All materials used to produce this belt comply with the applicable law.

The overall migration of the authorised substances, measured using the prescribed extracting substances (simulants) is lower than the maximum limit allowed:

Overall migration with simulant A – ethanol 10%	< 10 mg / dm ²
Overall migration with simulant B – acetic acid 3%	< 10 mg / dm ²
Overall migration with simulant – ethanol 95%	< 10 mg / dm ²
Overall migration with simulant – isooctane	< 10 mg / dm ²
Overall migration with simulant E – MPPPO (tenax)	< 10 mg / dm ²

Tests have been carried out for a period of 2 hours at 70°C.
The limit of detection is 3 mg / dm².

The soluble heavy metals in aqueous test is lower than the maximum limit allowed :

Specific migration of Barium	< 1,00 mg / kg
Specific migration of Cobalt	< 0,05 mg / kg
Specific migration of Copper	< 5,00 mg / kg
Specific migration of Iron	< 48,00 mg / kg
Specific migration of Lithium	< 0,60 mg / kg
Specific migration of Manganese	< 0,60 mg / kg
Specific migration of Zinc	< 25,00 mg / kg

The information herein contained represents an extract from an analysis certification issued by a Accredited IAS laboratory test with: Report no TR1130211 Dated 07.06.2017



Modutech Konveyör Bant Sistemleri San. ve Tic. A.S.
Ankara Asfaltı 25 km Kızılcıklar Mevki
Kuyucak Kemalpaşa / İzmir - TURKEY
Phone : +90 232 877 00 22 (pbx)
Fax : +90 232 877 01 11
Mail: info@modutech.com.tr
www.modutech.com.tr

İbrahim BAYIR
Modutech Quality Manager

Our Declaration of Compliance

Modutech offers you wide range of modular belts with FDA - EU certificates.

Our Certificates

Modutech offers you wide range of modular belts with 1935-2004, TS EN ISO 9001:2015 certificates.



MODUTECH®

- DECLARATION OF COMPLIANCE -

Modutech Konveyör Bant Sistemleri San. Ve Tic. A.Ş., Kemalpaşa OSB mah. No:228 Kuyucak Yolu Kumeevleri / İzmir,Turkey, hereby declares under its exclusive responsibility that the

MODULAR BELT POLYOXYMETHYLENE PLASTIC (POM) RAW MATERIAL BLUE COLOUR

Conforms with the Food Contact Materials Regulation with reference to (EC) NO 1935/2004 of the European Parliament and of the Council of 27 October 2004

The belt is suitable to come into contact with the prevailing legislation of materials in contact with food according to the Regulation (CE) 1935/2004.

As prescribed by Commission Regulation (EC) 1935/2004, MODUTECH declares that: All materials used to produce this belt comply with the applicable law. The soluble heavy metals in aqueous test is lower than the maximum limit allowed:

Specific migration of Aluminium	< 1,00 mg / kg
Specific migration of Barium	< 1,00 mg / kg
Specific migration of Cobalt	< 0,05 mg / kg
Specific migration of Copper	< 5,00 mg / kg
Specific migration of Iron	< 48,00 mg / kg
Specific migration of Lithium	< 0,60 mg / kg
Specific migration of Manganese	< 0,60 mg / kg
Specific migration of Nickel	< 0,02 mg / kg
Specific migration of Zinc	< 5,00 mg / kg

Tests have been carried out for a period of 2 hours at 70°C. The ratio of surface area to volume ratio is 5,83 dm² per 1 kg of food staff in contact with. The information here in contained represents an extract from an analysis certification issued by a Accredited IAS laboratory test with: Report no TR1200296-RV2 Dated 11 June 2019.



İbrahim BAYIR
Modutech Quality Manager

Modutech Konveyör Bant Sistemleri San. ve Tic. A.Ş.
Ankara Asitli 25.km Karaböğür Mevki
Kuyucak Kemalpaşa / İzmir - T19052
Phone : +90 232 877 00 22 (pbx)
Fax : +90 232 877 01 11
Mail : info@modutech.com.tr
www.modutech.com.tr



CERTIFICATE

This certificate is granted to the organization,

MODUTECH MODULAR BELTING

Kemalpaşa OSB Kuyucak Yolu Dış Kapı No: 228 Kemalpaşa, İzmir, TURKEY

Production And Sales of Modular Belts

EA 14
according to the scope,

TS EN ISO 9001:2015

to certify that quality management system in accordance with standard's clauses is established and being implemented.

Date of First Issue	: 09.01.2021
Date of Issue	: 09.01.2021
Certificate Period	: 3 Year
Reissue Date	: 08.01.2022
Certificate No	: KQ.2021.633


TURKAK BQS NO
YS-602.1-1443



Best Quality Services
System Certificate Approved



BQS Belgelendirme ve Eğitim Hizmetleri Ltd. Şti.
Hürriyetçiler Mahallesi 79129 Sokak No:33 Menca Apartmanı B Blok Kat: 2
Çankaya/Ankara-TURKEY
Tel: 0312 234 81 22 Fax: 0312 232 81 22 E-mail: info@bqs.com.tr



CERTIFICATE

This certificate is granted to the organization,

MODUTECH MODULAR BELTING

Kemalpaşa OSB Kuyucak Yolu Dış Kapı No: 228 Kemalpaşa, İzmir, TURKEY


Production And Sales of Modular Belts

according to the scope,


ISO 45001:2018

to certify that Occupational Health and Safety Management System in accordance with standard's clauses is established and being implemented.

Date of First Issue	: 09.01.2021
Date of Issue	: 09.01.2021
Certificate Period	: 3 Year
Reissue Date	: 08.01.2022
Certificate No	: IO.2021.633



Best Quality Services
System Certificate Approved



BQS Belgelendirme ve Eğitim Hizmetleri Ltd. Şti.
Hürriyetçiler Mahallesi 79129 Sokak No:33 Menca Apartmanı B Blok Kat: 2
Çankaya/Ankara-TURKEY
Tel: 0312 234 81 22 Fax: 0312 232 81 22 E-mail: info@bqs.com.tr



CERTIFICATE

This certificate is granted to the organization,

MODUTECH MODULAR BELTING

Kemalpaşa OSB Kuyucak Yolu Dış Kapı No: 228 Kemalpaşa, İzmir, TURKEY

Production And Sales of Modular Belts

EA 14
according to the scope,

TS EN ISO 14001:2015

to certify that environmental management system in accordance with standard's clauses is established and being implemented.

Date of First Issue	: 09.01.2021
Date of Issue	: 09.01.2021
Certificate Period	: 3 Year
Reissue Date	: 08.01.2022
Certificate No	: CE.2021.633

TURKAK BQS NO
YS-43DA-AF76



Best Quality Services
System Certificate Approved



BQS Belgelendirme ve Eğitim Hizmetleri Ltd. Şti.
Hürriyetçiler Mahallesi 79129 Sokak No:33 Menca Apartmanı B Blok Kat: 2
Çankaya/Ankara-TURKEY
Tel: 0312 234 81 22 Fax: 0312 232 81 22 E-mail: info@bqs.com.tr

Movement Technologies



MANİSA Headquarters & Factory

Selvilitepe OSB Mah. 1872 Cad. No:13/1
Turgutlu / MANİSA - TURKEY

Phone: +90 236 503 00 10 (pbx)
Fax: +90 236 503 00 99
e-mail: info@modutech.com.tr
www.modutech.com.tr

GERMANY Office

Modutech Belting GmbH
Erich-Kästner-Str. 29
DE-48485 Neuenkirchen

Phone: +49 421 98699961
Fax: +49 174 1775388
e-mail: sales@modutech-belting.de
info@modutech-belting.de
www.modutech-belting.de