



mafdel

THERMOWELDABLE CONVEYOR BELTS



BELTSERVICE
CORPORATION

EN



mafdel



INDEX

Mafdel	4
Applications	6
Advantages	8
Range of conveyor belts	10
DEL/ROC	12
DEL/FLEX	14
SOUPLEX	20
FLATBELT	24
PROBELT	25
ELASTOBELT	26
TOTALGRIP	27
Equipment	28
Perforation	31
Special belts	32
Flat belts	33
Tooling	34
Belt scrapers	38



THE EUROPEAN MANUFACTURER OF THERMOWELDABLE CONVEYOR BELTS

Mafdel is a family-owned company, which, since 1981, has been designing and manufacturing a wide range of thermoweldable conveyor belts, profiles and associated tools.

Mafdel's product range is manufactured in France at the group's 3 factories:



Saint-Georges d'Espéranche (38)



Heyrieux (38)




Vigneux de Bretagne (44)

Whether it's extruding, calendaring or fitting accessories, our production is managed by our experienced technicians, ensuring an optimised level of quality.

When you work with Mafdel, you can be assured that the solution will satisfy the most arduous challenges whether they be hygienic, mechanical or environmental.


AN EXTENSIVE RANGE



Thermoweldable
profiles



Monolithic
conveyor belts



Positive drive belts



Welding
and tooling

Accessories, such as guides, slides, scrapers and sprockets are all available.



A TEAM OF EXPERTS AT YOUR SERVICE

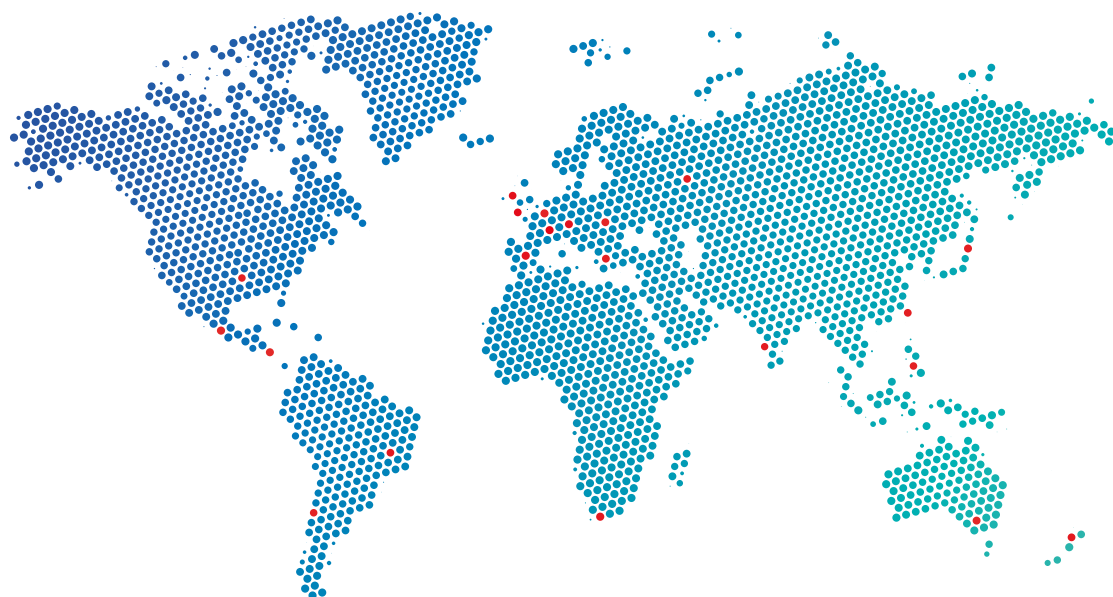
Our design and technical sales teams are at your service to help you to create belts to meet your product handling requirements.

Our large stocks and the flexibility of our production facilities ensures the shortest delivery times possible.



A WORLDWIDE PRESENCE

Mafdel products are available worldwide through a network of distributors and partners in over 60 countries.








Find your sales and technical contacts in France, abroad and at trade shows:







Mafdel is an active member of:



APPLICATIONS



APPLICATIONS



BENEFITS



Our thermoweldable flat and conveyor belts are designed for industrial materials handling. They have many advantages:

REDUCTION OF MAINTENANCE COSTS

- Thermoweldable belts allow simple and fast on-site joining without the need to dismantle machinery.
- Belt failures can be repaired immediately which reduces production downtime.
- Reduced and simplified stocks.



IMPROVED OPERATIONAL EFFICIENCY

- A wide choice of materials, hardnesses, profiles and coatings are available allowing applications to be fine tuned for maximum performance.
- Mafdel profiles offer high resistance to abrasion, cuts, oils, greases and solvents, which greatly increases service life compared to traditional plied textile belts.
- Aramid, polyester, steel or stainless steel reinforced versions are available for maximum load capacities.



FOOD SAFETY

- Mafdel profiles offer monolithic, waterproof and rot-proof design.
- They also have a high resistance to many chemicals, animal and vegetable oils and fats.
- Easy cleaning, results in a significant reduction in water and detergent consumption.
- All profiles comply with European and international food standards.





BENEFITS

Table comparing the advantages of the different types of industrial conveyor:

	MAFDEL BELTS	TEXTILE BELTS	MODULAR BELTS
Ease of installation	+	-	+
Is self tracking	+	-	+
Resistance to chemicals & hydrocarbons	+	-	+
Abrasion resistance	+	-	-
No contaminating fabrics	+	-	+
Ease of maintenance	+	-	-
Water, chemical, labour saving	+	-	-
Easy cleaning	+	-	-
Simplicity of inventory management	+	-	+
Quiet operation	+	+	-
Available in antimicrobial	+	-	+
Available in metal detectable	+	+	+

The applications of our thermoweldable belts are numerous and in many applications such as:

FOOD INDUSTRY SECTORS	PACKAGING	GENERAL MANUFACTURING	OTHER SECTORS
Meat	Metal packaging	Tile	Automotive
Abattoir		Brick	Engineering
Cheese and dairy	Plastics	Ceramics	Logistics
Canning	Paper	Concrete products	Pharma
Fruit & vegetable	Cardboard	Dry-wall manufacture	Cosmetics
Fish		Wood	Agricultural
Bakery		Glass	
Cookie (Biscuit)			

CONVEYOR BELTS




Mafdel reserves the right to add, modify or delete any of its products without prior notice.
This information is given as a guide, it could in no case call into question the responsibility of the company Mafdel.




CONVEYOR BELTS

		Lower Surface	Upper Surface	Embossing	Max Width (mm)	Thickness (mm)							
						1,5	1,6	2	2,3	2,5	3	4	5
DEL/ROC	100 ShA 55 ShD	Smooth	Smooth	No	1800								
DEL/ROC	100 ShA 55 ShD	Structured	Smooth	No	1800								
DEL/FLEX	95 ShA	Smooth	Smooth	Yes	1800								
DEL/FLEX	95 ShA	Structured	Smooth	Yes	1800								
DEL/FLEX Metal detectable	95 ShA	Smooth	Smooth	Yes	1800								
DEL/FLEX	93 ShA	Smooth	Smooth	Yes	1800								
DEL/FLEX	93 ShA	Structured	Smooth	Yes	1800								
DEL/FLEX	93 ShA	Reinforced	Smooth	Yes	1800								
SOUPLEX	85 ShA	Smooth	Smooth	Yes	1800								
SOUPLEX	85 ShA	Structured	Smooth	Yes	1800								
SOUPLEX	85 ShA	Smooth	Smooth	Yes	1800								

FLATBELT	85 ShA 95 ShA	Smooth	Smooth	No	350								
PROBELT	95 ShA	Smooth	Smooth	No	350								
ELASTOBELT	80 ShA 70 ShA	Smooth	Smooth	Yes	360								
Covering TOTALGRIP	70 ShA	Smooth	Smooth	Yes	360								
Covered PRIMAFLEX	90 ShA	Smooth or brush	Smooth	Yes	360								

DEL/ROC, DEL/FLEX and SOUPLEX guides upon request


Possibility of studs, sawtooth, SG3 or lattice embossing on the upper surfaces (except DEL/ROC materials).
Maximum width: 380 mm. Colours - green, white, blue.



Studs (PI)



Sawtooth (US)



SG3 (SG)




Lattice (LO)

DEL/ROC



Food quality (EC - FDA)



Food quality (EC - FDA)

Characteristics

- Underside smooth or structured.
- Easy to clean.
- Abrasion resistant.
- Resistant to chemical attacks.
- Excellent tensile strength.
- Good friction coefficient on support beds.

Application

- Medium to heavy load capacity.
- Accumulation possible.
- Full load start-up possible.
- Suitable for long centre distances.

EMBOSSSED underside (EM)

- Reduces friction on stainless in wet or fatty environments.
- Increased drive traction.

Methods of joining














- Butt welded.
- Overlap in heat press
- Electrode welded.
- Stainless or plastic fasteners (including integral welded fasteners).

Application of trapezoidal guides, flights and perforations on request.



DEL/ROC

	DEL/ROC	
Colour	Ivory or Blue	
Material	Polyester Elastomer	
Hardness	100 ShA - 55 ShD	
Upper surface	Smooth	
Lower surface	Smooth or embossed (EM)	
Traction force	9 daN/cm ² of section at 0.5% tension	
	18 daN/cm ² of section at 1% tension	
	27 daN/cm ² of section at 2% tension	
Installation tension	0.5% to 2% depending on conditions	
Temperature range	-30°C / +90°C	
Coefficient of friction	HDPE	0.15 - 0.2
	Steel	0.35 - 0.4
	Stainless	0.5

Flat Belt Width < 100mm	Conveyor belt Width ≥ 100mm	Colour	Belt Thickness (mm)	Maximum Width (mm)	Minimum Ø Pulley (mm)	Weight (kg/m ²)
DRPI1.5	DRBI1.5		1.5	1800	30	1.8
DRPI2	DRBI2		2	1800	40	2.4
DRPB2	DRBB2					
DRPB2EM	DRBB2EM		2.5	1800	60	3
DRPI2.5	DRBI2.5					
DRPI3	DRBI3		3	1800	80	3.6
DRPB3	DRBB3					
DRPB3EM	DRBB3EM					
DRPI4	DRBI4		4	1800	160	4.8
DRPB4	DRBB4					
DRPB4EM	DRBB4EM					
DRPI5	DRBI5		5	1800	200	6
DRPB5	DRBB5					


DEL/ROC GUIDE PROFILES
minimum roller Ø (mm)Guide **V/FLEX** (PVC 60 ShA)Guide **V/FLEX** cogged

Belt thickness (mm)	8x5	10x6	13x8	17x11	22x14	8x5	10x6	13x8	17x11	22x14
2	70	80	100	-	-	-	70	90	-	-
2.5	80	100	110	130	-	-	90	100	110	-
3	110	130	140	150	200	-	110	120	130	150
4	160	180	200	210	220	-	160	180	190	200
5	200	210	220	240	250	-	200	210	230	240

DEL/FLEX



Food quality (EC - FDA)



Feature

- Underside smooth or structured.
- Easy to clean.
- Abrasion resistant.
- Resistant to cuts.
- Tear resistant.
- Resistant to chemical attack.
- Flexible.

Application

- Medium load conveying.
- Abrasive products.
- Troughed application.

Methods of joining


- Butt welded.
- Overlap in heat press
- Electrode welded.
- Stainless or plastic fasteners (including integral welded fasteners).

STRUCTURAL underside (EM)


- Reduces friction on stainless in wet or fatty environments.
- Increased drive traction.

STANDARD EMBOSSING


Maximum width: 380 mm.




Studs (PI)



Sawtooth (US)



SG3 (SG)



Lattice (LO)

Application of trapezoidal guides, flights and perforations on request.



DEL/FLEX

DEL/FLEX

Colour	Blue	
Material	Polyurethane	
Hardness	95 ShA	
Upper surface	Smooth	
Lower surface	Smooth or embossed (EM)	
Traction force	12 daN/cm ² of section at 1% tension	
	19 daN/cm ² of section at 2% tension	
	25 daN/cm ² of section at 3% tension	
Installation tension	1% to 3% depending on conditions	
Temperature range	-20°C / +70°C	
Coefficient of friction	HDPE	0.25
	Steel	0.5
	Stainless	0.6

Flat Belt Width < 100mm	Conveyor Belt Width ≥ 100mm	Belt Thickness (mm)	Maximum Width (mm)	Minimum Ø Pulley (mm)	Weight (kg/m ²)
DFPB2	DFBB2	2	1800	30	2.5
DFPB2EM	DFBB2EM				
DFPB3	DFBB3	3	1800	70	3.75
DFPB3EM	DFBB3EM				
DFPB4	DFBB4	4	1800	100	5
DFPB4EM	DFBB4EM				
DFPB5	DFBB5	5	1800	140	6.25

DEL/FLEX METAL DETECTABLE*, dark blue colour



Flat Belt Width < 100mm	Conveyor Belt Width ≥ 100mm	Belt Thickness (mm)	Maximum Width (mm)	Minimum Ø Pulley (mm)	Weight (kg/m ²)
DFPB3MD	DFBB3MD	3	1800	70	3,75

* Mafdel recommends that products intended for use are first tested in your environment to validate compliance with the desired detection level.

DEL/FLEX GUIDE PROFILES

minimum roller Ø (mm)


SOUPLEX Guide (PU 80 ShA)

Belt thickness (mm)	8x5	10x6	13x8	17x11	22x14
2	70	80	100	-	-
3	90	100	120	170	-
4	120	140	160	190	-
5	150	160	200	240	-

SOUPLEX guide coggèd

Belt thickness (mm)	8x5	10x6	13x8	17x11	22x14
2	-	60	70	-	-
3	-	75	85	120	-
4	-	100	110	140	-
5	-	140	140	160	-

DEL/FLEX



Standard quality



Food quality (EC - FDA)

Characteristics

- Easy to clean.
- Abrasion resistant.
- Resistant to cuts.
- Tear resistant.
- Resistant to chemical attack.
- Flexible.

Application

- Medium load conveying.
- Small pulley diameters.
- Abrasive products.
- Troughed application.

Methods of joining


- Butt welded.
- Overlap in heat press
- Electrode welded.
- Stainless or plastic fasteners (including integral welded fasteners).

STRUCTURAL underside (EM)


- Reduces friction on stainless in wet or fatty environments.
- Increased drive traction.

STANDARD EMBOSSING

Maximum width: 380 mm.




Studs (PI)



Sawtooth (US)



SG3 (SG)














Lattice (LO)

Application of trapezoidal guides, flights and perforations on request.



DEL/FLEX

	DEL/FLEX	
Colour	Green or white	
Material	Polyurethane	
Hardness	93 ShA	
Upper surface	Smooth	
Lower surface	Smooth or embossed (White EM)	
Traction force	10 daN/cm ² of section at 1% tension	
	15 daN/cm ² of section at 2% tension	
	20 daN/cm ² of section at 3% tension	
Installation tension	1% to 3% depending on conditions	
Temperature range	-20°C / +70°C	
Coefficient of friction	HDPE	0.25
	Steel	0.5
	Stainless	0.6

Flat belt Width < 100mm	Conveyor belt Width ≥ 100mm	Colour	Belt Thickness (mm)	Maximum Width (mm)	Minimum Ø Pulley (mm)	Weight (kg/m ²)
DFPG1.5	DFBG1.5		1.5	1800	20	1.87
DFPW1.5	DFBW1.5					
DFPG2	DFBG2		2	1800	30	2.5
DFPW2	DFBW2					
DFPG3	DFBG3		3	1800	70	3.75
DFPW3	DFBW3					
DFPW3EM	DFBW3EM					
DFPG4	DFBG4		4	1800	100	5
DFPW4	DFBW4					
DFPG5	DFBG5		5	1800	140	6.25
DFPW5	DFBW5					

DEL/FLEX GUIDE PROFILES

minimum roller Ø (mm)



SOUPLEX Guide (PU 85 ShA)



SOUPLEX guide clogged

Belt thickness (mm)	8x5	10x6	13x8	17x11	22x14	8x5	10x6	13x8	17x11	22x14
2	90	100	140	-	-	-	70	80	-	-
2,5	100	120	160	200	-	-	80	90	120	-
3	110	130	180	220	280	-	85	100	140	200
4	130	170	220	260	350	-	100	120	160	220
5	160	200	250	300	400	-	140	150	180	240



SOUPLEX Guide (PU 80 ShA)




SOUPLEX guide clogged

Belt thickness (mm)	8x5	10x6	13x8	17x11	22x14	8x5	10x6	13x8	17x11	22x14
2	70	80	100	-	-	-	60	70	-	-
2,5	80	90	110	150	-	-	70	80	100	-
3	90	100	120	170	-	-	75	85	120	-
4	120	140	160	190	-	-	100	110	140	-
5	150	160	200	240	-	-	140	140	160	-

DEL/FLEX REINFORCED



Food quality (EC - FDA)



Lower face reinforced
with polyester fabric.

Feature

- Low elongation.
- Low friction coefficient on conveyor bed.
- Abrasion resistant.
- Resistant to cuts.
- Tear resistant.
- Good tensile strength.

Application

- Medium to heavy load capacity.
- Long centre distances possible.
- Anti-static.

Methods of joining


- Butt welding.
- Electrode welding.
- Stainless fastener.

STANDARD EMBOSSING


Maximum width: 380 mm.



Studs (PI)



Sawtooth (US)



SG3 (SG)



Lattice (LO)

Application of trapezoidal guides, flights and perforations on request.



DEL/FLEX REINFORCED

	DEL/FLEX reinforced	
Colour	White	
Material	Polyurethane	
Hardness	93 ShA	
Upper surface	Smooth	
Lower surface	Polyester fabric	
Traction force	7 daN/cm of width at 1% tension	
	17.5 daN/cm of width at 2% tension	
Installation tension	1% to 2% depending on conditions	
Temperature range	-20°C / +80°C	
Coefficient of friction	HDPE	0.25
	Steel	0.35
	Stainless	0.35

Flat Belt Width < 100mm	Conveyor Belt Width ≥ 100mm	Belt Thickness (mm)	Maximum Width (mm)	Minimum Ø Pulley (mm)	Weight (kg/m ²)
DFPW3RF	DFBW3RF	3	1800	80	3.6

REINFORCED DEL/FLEX BELTS

Ø minimum roller Ø (mm)



SOUPLEX Guide (PU 85 ShA)



SOUPLEX guide clogged

Belt thickness (mm)	8x5	10x6	13x8	17x11	22x14	10x6	13x8	17x11	22x14
3	130	140	190	230	290	100	120	160	220

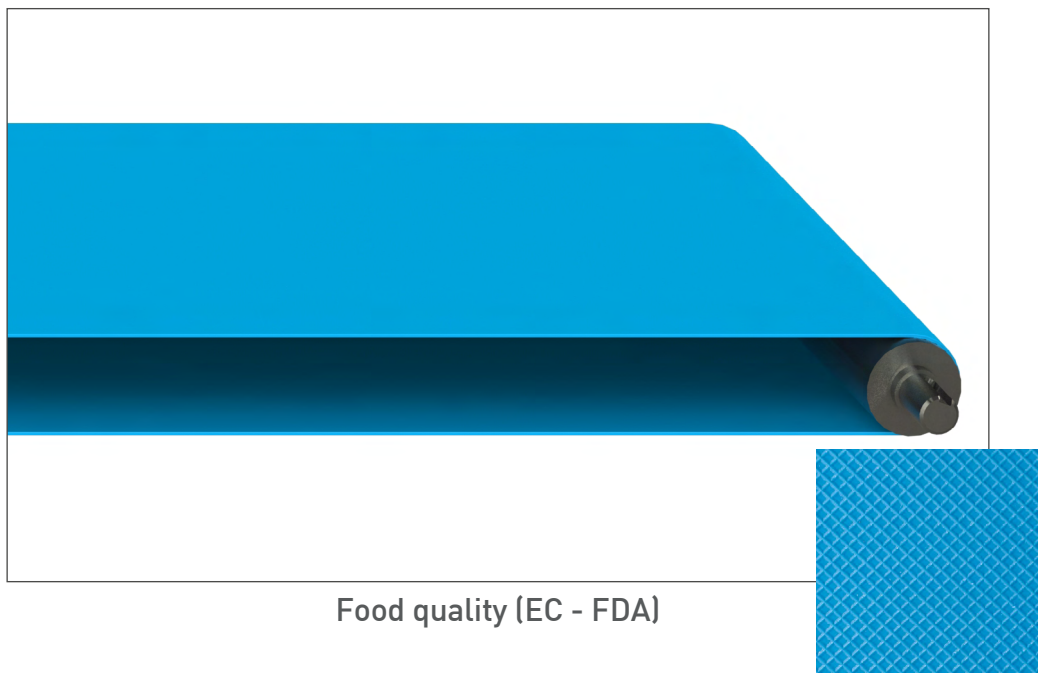


SOUPLEX Guide (PU 80 ShA)



SOUPLEX guide clogged

Belt thickness (mm)	8x5	10x6	13x8	17x11	22x14	10x6	13x8	17x11	22x14
3	100	110	130	180	-	95	110	140	-



Food quality (EC - FDA)

Feature

- Easy to clean.
- Abrasion resistant.
- Resistant to cuts.
- Tear resistant.
- Resistant to chemical attacks.
- High friction.
- Very flexible.
- Good elasticity.

Application

- Light load conveying.
- Short conveying distances.
- Small pulley Ø.

Methods of joining


- Butt welding.
- Overlap in heat press.
- Stainless fasteners.

STRUCTURAL underside (EM)


- Reduces friction on stainless in wet or fatty environments.
- Increased drive traction.

STANDARD EMBOSSING


Maximum width: 380 mm.




Studs (PI)



Sawtooth (US)



SG3 (SG)



Lattice (LO)

Application of trapezoidal guides, flights and perforations on request.



SOUPLEX

	SOUPLEX	
Colour	Blue	
Material	Polyurethane	
Hardness	85 ShA	
Upper surface	Smooth	
Lower surface	Smooth or embossed (EM)	
Traction force	4 daN/cm ² of section at 2% tension	
	6 daN/cm ² of section at 3% de tension	
	8 daN/cm ² of section at 4% de tension	
Installation tension	3% to 5% depending on conditions	
Temperature range	-20°C / +60°C	
Coefficient of friction	HDPE	0.35
	Steel	0.6
	Stainless	0.7

Flat Belt Width < 100mm	Conveyor Belt Width ≥ 100mm	Belt Thickness (mm)	Maximum Width (mm)	Minimum Ø Pulley (mm)	Weight (kg/m ²)
SXPB2	SXBB2	2	1800	20	2.5
SXPB2EM	SXBB2EM				
SXPB3	SXBB3	3	1800	40	3.75
SXPB4	SXBB4	4	1800	60	5

SOUPLEX GUIDE PROFILES


minimum roller Ø (mm)

SOUPLEX Guide (PU 80 ShA)

Belt thickness (mm)	8x5	10x6	13x8	17x11
2	60	80	100	-
3	70	90	110	160
4	100	110	140	180

SOUPLEX guide cogged

8x5	10x6	13x8	17x11
-	50	60	-
-	60	70	100
-	75	90	120



Standard quality



Food quality (EC - FDA)

Feature

- Easy to clean.
- Abrasion resistant.
- Resistant to cuts.
- Tear resistant.
- Resistant to chemical attack.
- High friction.
- Very flexible.
- Good elasticity.

Application


- Light load conveying.
- Short conveying distances.
- Small pulley Ø.

Methods of joining


- Butt welding.
- Overlap in heat press.
- Stainless fasteners.

STANDARD EMBOSSING

Maximum width: 380 mm.




Studs (PI)



Sawtooth (US)



SG3 (SG)



Lattice (LO)

Application of trapezoidal guides, flights and perforations on request.



SOUPLEX

	SOUPLEX	
Colour	Green or White	
Material	Polyurethane	
Hardness	85 ShA	
Upper surface	Smooth	
Lower surface	Smooth	
Traction force	4 daN/cm ² of section at 2% tension	
	6 daN/cm ² of section at 3% tension	
	8 daN/cm ² of section at 4% tension	
Installation tension	3% to 5% depending on conditions	
Temperature range	-20°C / +60°C	
Coefficient of friction	HDPE	0.35
	Steel	0.6
	Stainless	0.7

Flat Belt Width < 100mm	Conveyor Belt Width ≥ 100mm	Colour	Belt Thickness (mm)	Maximum Width (mm)	Minimum Ø Pulley (mm)	Weight (kg/m ²)
SXPG2	SXBG2		2	1800	20	2.5
SXPW2	SXBW2					
SXPG3	SXBG3		3	1800	40	3.75
SXPW3	SXBW3					
SXPG4	SXBG4		4	1800	60	5
SXPW4	SXBW4					

SOUPLEX GUIDE PROFILES

minimum roller Ø (mm)



SOUPLEX Guide (PU 85 ShA)

Belt thickness (mm)	8x5	10x6	13x8	17x11	22x14
2	80	90	130	-	-
3	100	120	160	200	260
4	120	140	190	220	280



SOUPLEX guide coggèd

Belt thickness (mm)	8x5	10x6	13x8	17x11	22x14
2	-	55	65	-	-
3	-	70	80	120	180
4	-	85	100	140	200



SOUPLEX Guide (PU 80 ShA)


Belt thickness (mm)	8x5	10x6	13x8	17x11
2	60	80	100	-
3	70	90	110	160
4	100	110	140	180



SOUPLEX guide coggèd

Belt thickness (mm)	8x5	10x6	13x8	17x11
2	-	50	60	-
3	-	60	70	100
4	-	75	90	120

ARAMIDE REINFORCED FLAT BELT



Food quality (EC - FDA)

Features

- No elongation due to Aramide cables.
- High impact resistance.
- High resistance to abrasion and cuts.

Application

- Small pulley diameters.
- Medium to heavy load capacity.
- Abrasive products.


Method of joining: Joined in our workshops and supplied endless.

	FLATBELT	
Colour	Blue	
Material	Polyurethane	
Hardness	95 ShA	
Upper surface	Smooth	
Lower surface	Smooth	
Traction force	75 daN per 100mm width at 0.5% tension	
Installation tension	0.4% to 0.6%	
Temperature range	-20°C / +70°C	
Coefficient of friction	HDPE	0.25
	Steel	0.5
	Stainless	0.6

Flat Belt Width < 100mm	Conveyor Belt Width ≥ 100mm	Belt Thickness (mm)	Maximum Width (mm)	Minimum Ø Pulley (mm)	Weight (kg/m²)
FBPB000R1.9	FBB000R1.9	1.9	350	20	2.2
FBPB100R2.3	FBBB100R2.3	2.3	350	45	2.9



PROBELT ARAMIDE REINFORCED



Food quality (EC - FDA)

Features

- No elongation due to Aramide cords.
- High impact resistance.
- High resistance to abrasion and cuts.
- Excellent guidance due to the moulded guide on the reverse

Application

- Small pulley diameters.
- Medium to heavy load capacity.
- Abrasive products.
- Resistant to Lateral forces.


Method of joining: Joined in our workshops and supplied endless.

PROBELT		
Colour	Blue	
Material	Polyurethane	
Hardness	95 ShA	
Upper surface	Smooth	
Lower surface	Smooth + 10x6 notched guide moulded centrally	
Traction force	75 daN per 100mm of width at 0.5% tension	
Installation tension	0.4% to 0.6%	
Temperature range	-20°C / +70°C	
Coefficient of friction	HDPE	0.25
	Steel	0.5
	Stainless	0.6

Moulded guide 10x6mm rectangular cross section.

Flat belt Width < 100mm	Conveyor Belt Width ≥ 100mm	Belt Thickness (mm)	Maximum Width (mm)	Minimum Ø Pulley (mm)	Weight (kg/m²)
PBPB110R2.3	PBBB110R2.3	2.3	350	50	2.9

ELASTOBELT



Food quality (EC - FDA))
Standard embossing possible on the upper surface

Feature

- High grip.
- Very flexible.
- High resistance to impact and abrasion.
- Very good elasticity, ideal for conveyors without tensioning system.
- Small pulley diameters.

Application

- Pulley linings.
- Sleeve.
- Bibs, scrapers, protection...
- Coating on flat and trapezoidal straps.
- Conveying very low loads over short distances.

Joining method: Butt welded or mechanical fasteners.

ELASTOBELT			
Colour		Blue	Blue
Material		Polyurethane	
Hardness		80 ShA	70 ShA
Upper surface		Smooth	Smooth
Lower surface		Smooth	Smooth
Traction force		4.5 daN/cm ² of section at 3% tension	2.7 daN/cm ² of section at 3% tension
		5.7 daN/cm ² of section at 4% tension	3.7 daN/cm ² of section at 4% tension
		8.7 daN/cm ² of section at 6% tension	5.8 daN/cm ² of section at 6% tension
Installation tension		3% to 6% depending on conditions	
Temperature range		-20°C / +60°C	-20°C / +60°C
Coefficient of friction	HDPE	0.35	0.35
	Steel	0.6	0.6
	Stainless	0.7	0.7

Flat Belt Width < 100mm	Conveyor Belt Width ≥ 100mm	Belt Thickness (mm)	Maximum Width (mm)	Minimum Ø Pulley (mm)	Weight (kg/m ²)
EB70PB1.6	EB70BB1.6	1.6	360	12	2
EB80PB1.6	EB80BB1.6	1.6	360	18	2
EB80PB3	EB80BB3	3	360	30	3.75



TOTALGRIP



Food quality (EC - FDA)
Standard embossing possible on the upper surface

Feature

- High grip.
- Very flexible.
- High impact resistance.
- High abrasion resistance.
- Very good elasticity, ideal for conveyors without tensioning system.

Application

- Pulley linings.
- Sleeves.
- Bibs, scrapers, protection...
- Coating on flat and trapezoidal straps.
- Conveying very low loads over short distances.

Joining method: Butt welded or mechanical fasteners.

	TOTALGRIP	
Colour	Translucent	
Material	Polyurethane	
Hardness	70 ShA	
Upper surface	Smooth	
Lower surface	Smooth	
Traction force	2.7 daN/cm ² of section at 3% tension	
	3.7 daN/cm ² of section at 4% tension	
	5.8 daN/cm ² of section at 6% tension	
Installation tension	3% to 6% depending on conditions	
Temperature range	-20°C / +60°C	
Coefficient of friction	HDPE	0.35
	Steel	0.6
	Stainless	0.7

Flat Belt Width < 100mm	Conveyor belt Width ≥ 100mm	Belt thickness (mm)	Maximum Width (mm)	Minimum Ø Pulley (mm)	Width (kg/m ²)
TLPT1.5	TLBT1.5	1.5	360	15	1.9
TLPT3	TLBT3	3	360	25	3.75
TLPT4	TLBT4	4	360	40	5

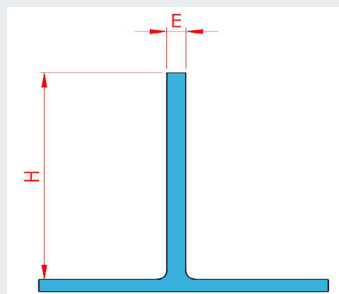
EQUIPMENT



HIGH FREQUENCY WELDED CLEATED BELTS

- Available on polyurethane (PU) belts only
- No additional materials or adhesives
- Excellent resistance to tearing
- Radiused base of the cleat: facilitates cleaning and prevents microbial development
- Available full width or partial width, centred or offset

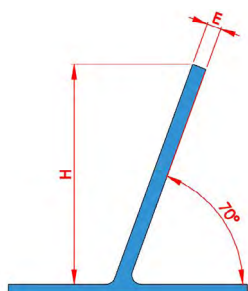
VERTICAL CLEATS



* according to belt type

MATERIAL	THICKNESS* (mm)	HEIGHT (mm)	MAXIMUM WIDTH (mm)	MINIMUM PITCH (mm)
PU	2	5 to 140	1000	27
	3			28
	4			29
	5			30
	6			31
	8	140 max.		33

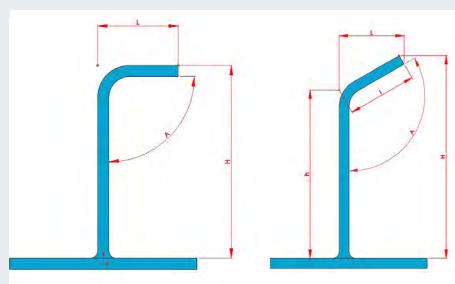
70° ANGLED CLEATS



* according to belt type

MATERIAL	THICKNESS* (mm)	HEIGHT (mm)	MAXIMUM WIDTH (mm)	MINIMUM PITCH (mm)
PU	2	15 to 130	1000	33
	3			
	4	130 max.		
	5			
	6			
	8			

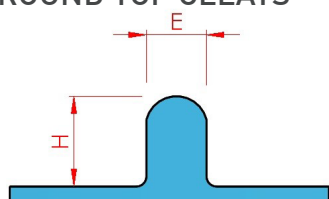
CRANKED CLEATS 90° OR 120°



MATERIAL	THICKNESS (mm)	MAXIMUM HEIGHT H (mm)	MAXIMUM WIDTH (mm)	MINIMUM PITCH (mm)
PU	5	120	600	150
	8			

L maxi : 50 mm

ROUND TOP CLEATS

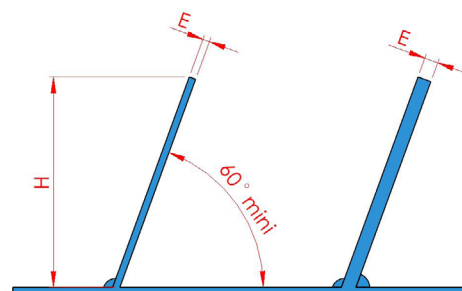
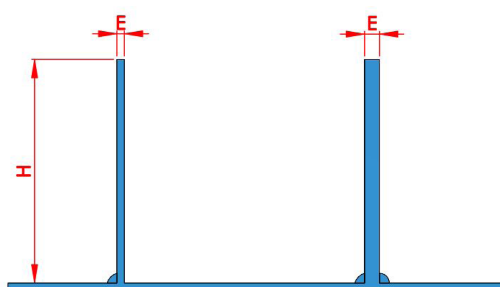


MATERIAL	THICKNESS (mm)	HEIGHT (mm)	MAXIMUM WIDTH (mm)	MINIMUM PITCH (mm)
PU	6	10	1000	31
	8	13		33
	9	14		34
	12	18		37



HOT AIR WELDED CLEATS

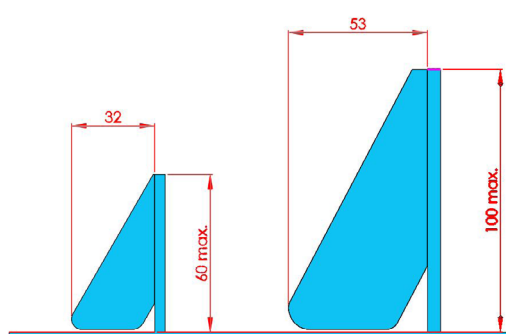
- On polyester elastomer DEL/ROC (TPE) belt types
- On PU belts for cranked cleats (angles different from 70°)
- Cleats welded using either one or two electrodes according to cleat thickness
- Excellent resistance to tearing
- Over the entire width of the belt, centered or offset



MATERIAL	THICKNESS (mm)	MINIMUM HEIGHT (mm)	MAXIMUM WIDTH (mm)	MINIMUM PITCH (mm)
TPE	2	15 to 200	1800	≥ 1,25 H
	3			
	4			
	5			

GUSSET (CLEAT SUPPORTS)

Gussets are reinforcements welded behind vertical cleats to provide superior stiffness in the event of higher loads.



- 2 standard types and 2 thicknesses (5 and 8 mm) are offered depending on the height of the cleats, the load supported and its distribution on the cleat.
- 2 to 5 gussets distributed over the width of the cleat.

OTHER CLEATS



1. Welded cleats
2. Flat profile
3. Round profile
4. Trapezoidal profile

EQUIPMENT



LONGITUDINAL GUIDES

TRAPEZOIDAL PROFILES

Trapezoidal profiles of 6x4mm, 8x5mm, 10x6mm, 13x8mm or 17x11mm can be welded on the upper surface of the belt.



Central guide



Side guides




- Arranged over the belt width to channel products.



- On the top side to retain small products.
- Fitted to the edges of a cleated belt to retain the belt in the transition from one angle to another


SIDE WALLS

- For efficient containment of conveyed product (bulk).
- Heights from 20 to 60 mm.
- Belts with mechanical fasteners can also have the walls fastened mechanically.



STRAIGHT SIDE WALLS

- For lateral holding of objects on the belt
- Edge height: 20 to 140 mm
- Standard cutting, possibility of adaptation according to the application





PERFORATIONS



Perforated belts are available:


- for draining,
- for applications where a vacuum is required to hold a product in position.

Diameter, shape and positioning of holes can be discussed with our technical staff. Punching available over the entire belt width up to 1800 mm wide.



CNC CUTTING

- Custom productions of single-material items in TPU or TPE. Rings, gaskets strips, etc. cut to specification.
- Large selection of thermoplastic materials with very good abrasion and tear resistance.
- Hardness: 70 ShA, 85 ShA, 90 ShA, 93 ShA, 95 ShA, 55 ShD
- Thicknesses available dependent upon hardness : 1,5 - 2 - 3 - 4 - 5 mm
- Maximum width: 1800 mm
- Colors: translucent, green, white, blue, black
- Materials suitable for food contact according to EU regulation N10/2011 unless otherwise specified
- Special manufacturing: white DEL/FLEX belts 800x8 mm, 800x10 mm, 800x12 mm



SPECIAL BELTS



BLACK PRIMAFLEX

Colour	Black
Material	Polyurethane
Hardness	90 ShA
Upper surface	Smooth
Lower surface	Smooth or brushed



Standard embossing possible
on the upper side.

Feature

- Shock resistant.
- Abrasion resistant.
- Resistant to cuts.
- Tear resistant.

Application

- Saw blade protection.
- Bibs, scrapers, protection...


Flat belt width < 100mm	Conveyor Belt width ≥ 100mm	Belt Thickness (mm)	Maximum Width (mm)	Weight (kg/m²)
PRPN2	PRBN2	2	360	2.5
PRPN3	PRBN3	3	360	3.75
PRPN4	PRBN4	4	360	5

FLAT BELT AND MULTI-MATERIAL BELT

- Standard thickness material can be laminated to create a thicker product.
- Maximum width: 140 mm. • Maximum thickness: 35 mm.

Product	DEL/FLEX		SOUPLEX	ELASTOBELT	TOTALGRIP
Hardness	95 ShA	93 ShA	85 ShA	80 / 70 ShA	70 ShA
Colour	Blue	Green, White	Blue, Green and White	Blue	Translucent
Thickness	2 - 3 - 4 - 5mm		2 - 3 - 4mm	1.6 - 3mm	1.5 - 3 - 4mm


Embossing possible on one side.



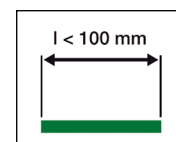


FLAT BELTS


FLAT BELT



- Flat belt: any width < 100 mm.
- * Quality: **DEL/ROC, DEL/FLEX, SOUPLEX, TOTALGRIP** and **ELASTOBELT**.
- * Studded, Sawtooth, SG3 and lattice are possible on all polyurethane materials.




BARS




- Material: **DEL/ROC, DEL/FLEX, SOUPLEX, TOTALGRIP, ELASTOBELT**.
- Maximum width: 140 mm
- Max thickness: 35 mm.
- Special manufacturing: white DEL/FLEX belt
- Max width: 800 mm
- Thicknesses: 8, 10 and 12mm

FLAT BELT COVERINGS


- Applied on **DEL/ROC, DEL/FLEX** and **SOUPLEX** belts (except PVC griptop on **DEL/FLEX** Belt).
- Maximum width: 140 mm.




Griptop PVC
35 ShA (NA)



Griptop rubber
50 ShA (NC)



Lycra 25 ShA
(LY)



Polyester felt
(FP)



Aramid felt
(FA)



Linatex
40 ShA (LI)

Other coatings, please contact us.

TOOLING



BUTT WELDING

FLAT BELT AND CONVEYOR BELTS UP TO 210MM IN WIDTH



MC50 iron

Power: 150 W



J50 clamp

for flat belting ≤ 60 mm
and round belting of all diameters



MC100 iron

Power: 220 W



J100L clamp

For flat belting ≤ 120 mm
and flat belting with trapezoidal guides
10x6mm and 13x8mm



MC200 iron

Power : 300 W



J200L clamp

For belts ≤ 210 mm
and belts with trapezoidal guides
13x8mm or 17x11mm

MC50 / J50 tool case includes:

- MC50 iron
- J50 clamp
- S135 shear
- B10 trimming pliers






TOOLING

BUTT WELDING

FLAT BELT AND CONVEYOR BELTS UP TO 1100MM IN WIDTH



Welding kit:	Welding blade	Welding table	Box	For belts
KITSOUDURED400 :	MD400	JD400	CAISSE400	width ≤ 400 mm
KITSOUDURED650 :	MD650	JD650	CAISSE650	width ≤ 650 mm
KITSOUDURED1100 :	MD1100	JD1100	CAISSE1100	width ≤ 1100 mm

+ Accessories



1/4 - MOON KNIFE
 LUNE



TRIMMING FORK -
 F19




CUT RESISTANT GLOVES -
 GANTSPRO

TOOLING

HOT AIR WELDING

CONVEYOR BELTS WITH A WIDTH OF 1100 TO 1900 MM
WELDING TO THE CORD USING A HOT AIR GUN



Welding kit:	Welding table	Box	For belts
KITSOUDURET1400 :	T1400	CAISSE1400	width ≤ 1400 mm
KITSOUDURET1900 :	T1900	CAISSE1900	width ≤ 1900 mm

+ Accessories




AFFLEUREUSE-001



FRAISE 60-001



TRIMMING FORK -
F19



GABARIT-AFFL-001



FRAISE2T-001



CUT RESISTANT
GLOVES -
GANTSPRO

OUT OF KIT

+ TR500



+ BUSE BR5 OU BR7



Hot blowtorch + abusus, not
included in the kit.

Contact us




OTHER METHODS OF JOINING

HEAT PRESS WELDING

Method similar to standard belt types.

- DEL/FLEX and SOUPLEX belts: Belt ends cut square and overlapped 5mm in a press.

This process is not suitable for DEL/ROC belts.




STAINLESS FASTENERS

- Joints comprise 2 half-staples with a coated stainless pin.
- For belt thickness 1.5 mm to 5 mm.
- All widths.
- Fasteners are hammered on by using a special tool and a specially designed jig.
- Suitable for all DEL/ROC, DEL/FLEX and SOUPLEX bands.



PLASTIC WELDED FASTENERS

- Available on certain thicknesses of polyurethane or polyester monolithics. Please enquire.
- Food quality (EC - FDA).
- Allows use on metal detectors.
- Up to 1100 mm in width, beyond consulting us

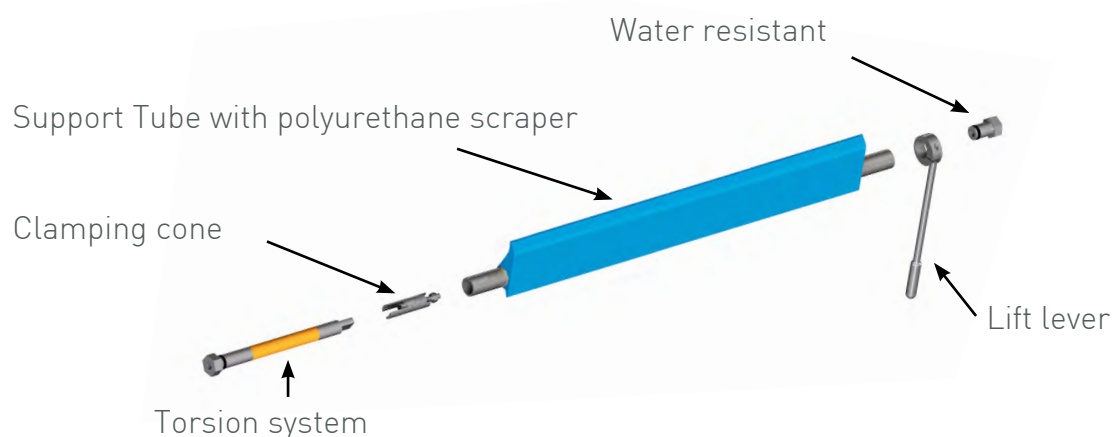


SCRAPERS



The DEL/CLEAN scraper ensures effective cleaning, permanent cleanliness of the conveyor belts and prevents :

- the fouling of the conveyor
- contamination of the substances transported
- material losses

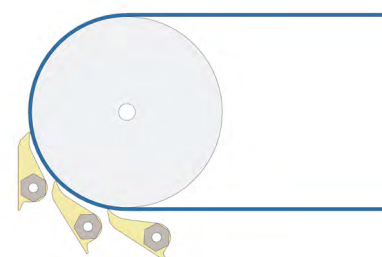


The DEL/CLEAN scraper has many advantages :

- Small footprint
- No lateral offset
- Quick and easy installation
- Adaptable to any existing or new installation
- Suitable for all types of conveyor belts
- Easy to clean
- Simplified Maintenance
- High resistance to hydrolysis: Ether Base
- High abrasion resistance: Ester Base



The position of the scraper may vary depending on the need for product recovery.



SCRAPER REFERENCE	TUBE	SCRAPER			TORSION SYSTEM	
	Ø (mm)	Height (mm)	Width (mm)	Colour	Simple	Heavy duty
NT70-22-W	22	70	300 to 1100	White	ST22-S	ST22-R
NT70-22-B				Blue		
NT100-27-W	27	100	400 to 1500	White	ST27-S	ST27-R
NT100-27-B				Blue		





beltservice.com | 800-727-2358
lightweightsales@beltservice.com



mafdel

Z.I. Lafayette - 131, rue de la Plaine
38790 Saint Georges d'Esperanche - FRANCE
Tel. +33 (0)4 78 96 21 90 - mafdel@mafdel.fr

www.mafdel-belts.com



Figures and data may change. The user of this document should inquire about its validity. Mafdel cannot be held responsible for the use of incorrect data.
09-2022. Mafdel RCS Vienne B 322 214 412.

BSP2410\ REV 2_23

EN